

C. W. LYMAN.
PROCESS OF MAKING SULFUR DIOXID.
APPLICATION FILED JAN. 7, 1907.

911,735.

Patented Feb. 9, 1909.

2 SHEETS—SHEET 1.

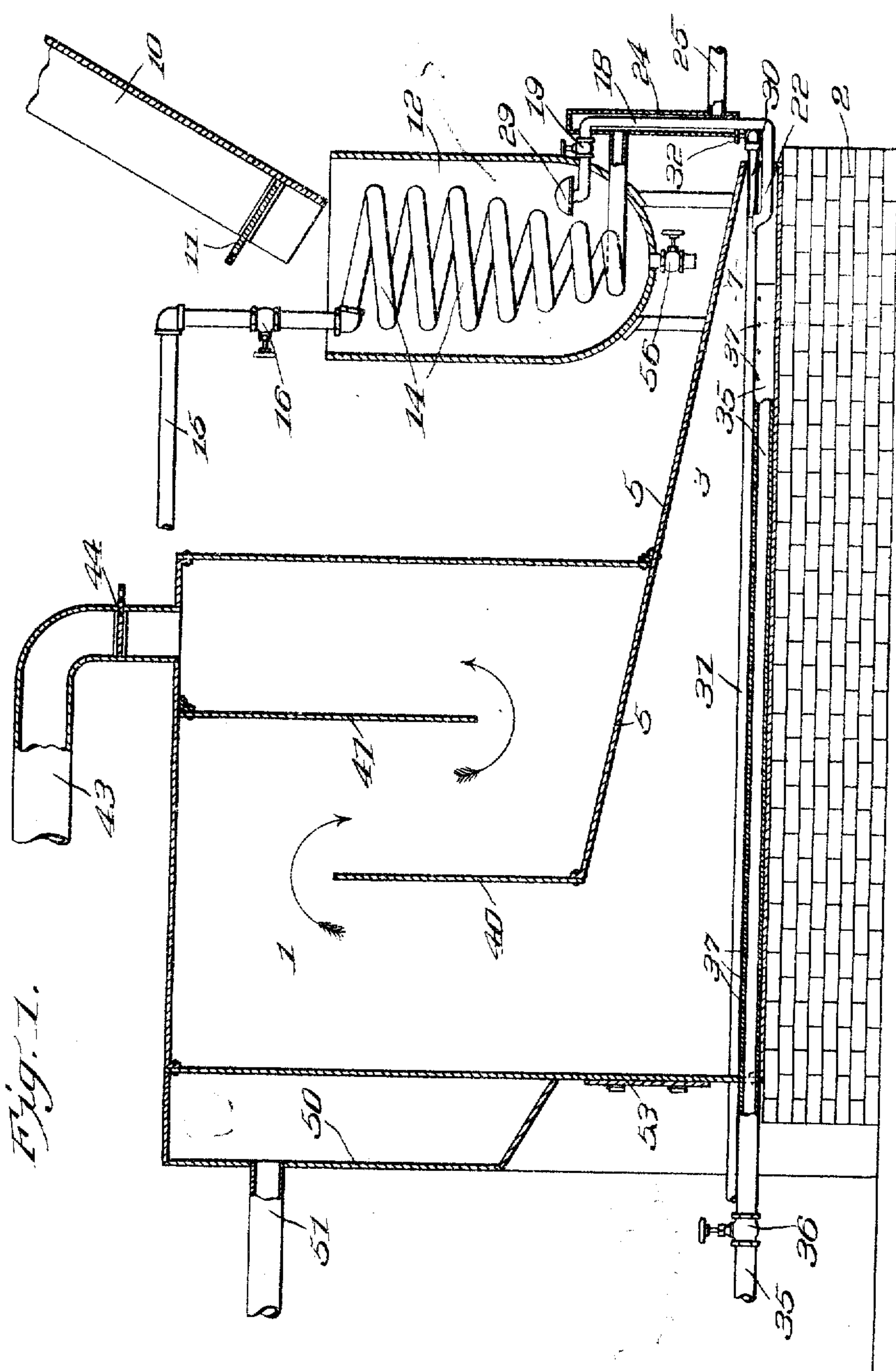


Fig. 1.

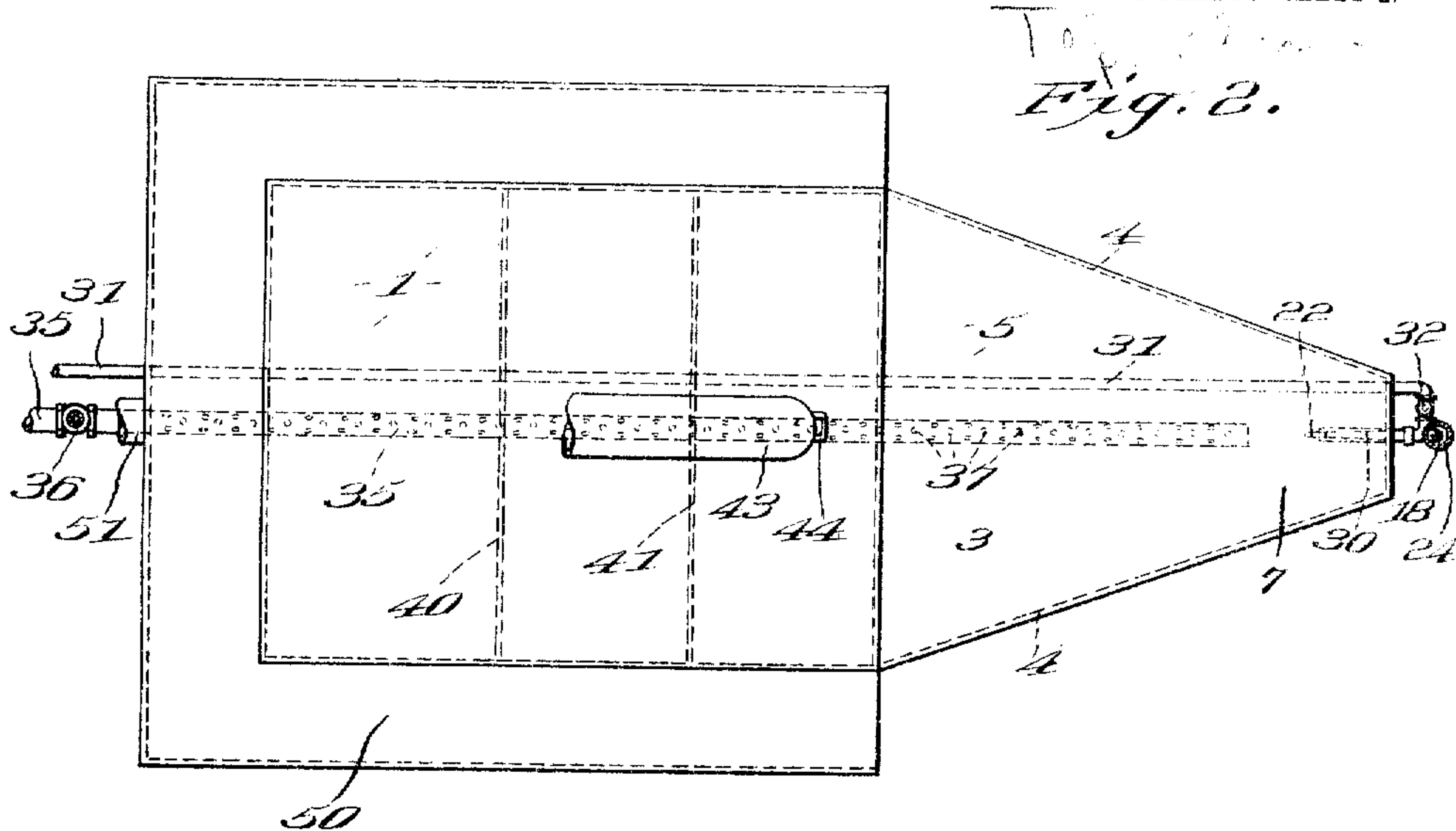
Witnesses
J. P. Mellward.
M. G. Smith

Chester W. Lyman Inventor
By his Attorney Alfred Wilkison

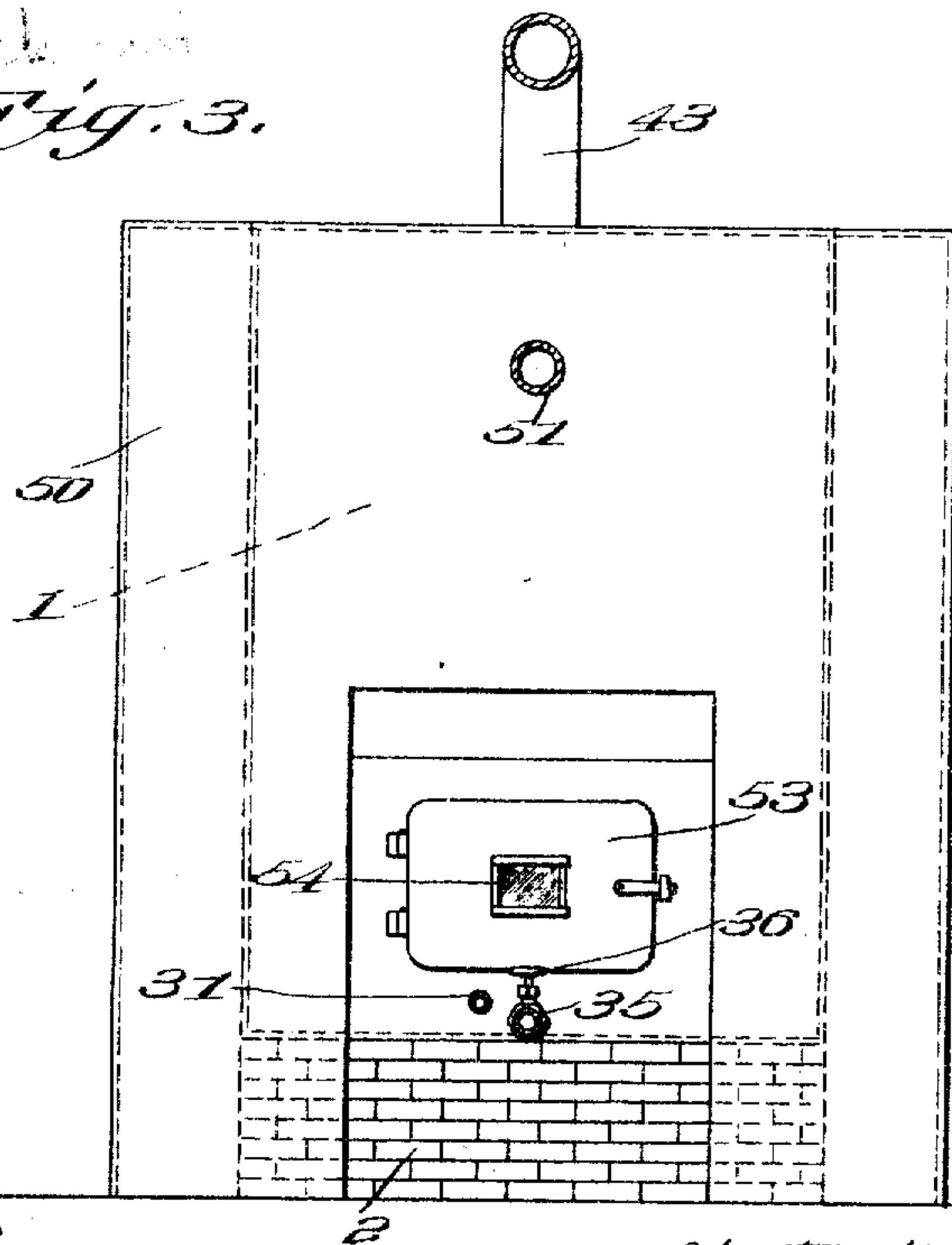
C. W. LYMAN.
PROCESS OF MAKING SULFUR DIOXID.
APPLICATION FILED JAN. 7, 1907.

911,735.

Patented Feb. 9, 1909.
2 SHEETS—SHEET 2.



Back View
Fig. 3.



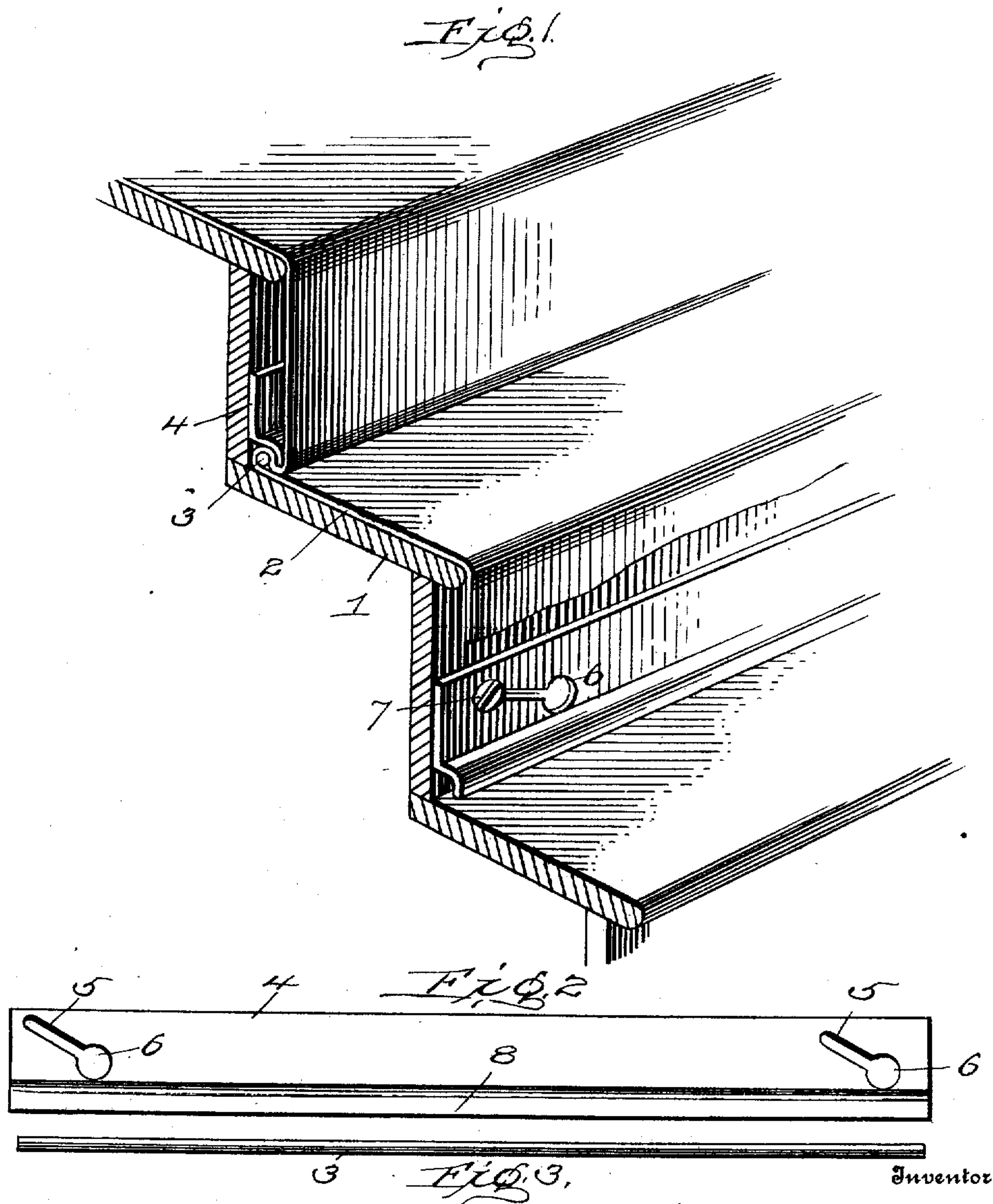
Witnesses
M. Millward
M. B. Smith

Inventor
Chester W. Lyman
By *His Attorney* *Alfred Wilkinson*

C. H. SEELYE.
INVISIBLE STAIR CARPET CLAMP.
APPLICATION FILED MAY 15, 1908.

911,767..

Patented Feb. 9, 1909.



Witnesses
J. M. Fowler Jr.
Charles W. Roberts.

Claude H. Seelye
By Mason F. Lawrence
Attorneys

UNITED STATES PATENT OFFICE.

CLAUDE H. SEELYE, OF OIL CITY, PENNSYLVANIA.

INVISIBLE STAIR-CARPET CLAMP.

No. 911,767.

Specification of Letters Patent.

Patented Feb. 9, 1909.

Application filed May 15, 1908. Serial No. 433,094.

To all whom it may concern:

Be it known that I, CLAUDE H. SEELYE, a citizen of the United States, residing at Oil City, in the county of Venango and State of Pennsylvania, have invented certain new and useful Improvements in Invisible Stair-Carpet Clamps; and I do hereby declare the following to be a full, clear, and exact description of the invention, such as will enable others skilled in the art to which it appertains to make and use the same.

This invention relates to stair carpet fasteners and my object is to provide an invisible stair rod fastener which shall be efficient, and easily adjustable, and may be readily removed. I secure these objects by the device illustrated in the accompanying drawings in which—

Figure 1 is a sectional fragmentary perspective view of the staircase. Fig. 2 is a front elevation of the fastening plate. Fig. 3 is a detail of the rod.

Similar characters refer to similar parts throughout the several views.

My invention is an invisible stair carpet clamp and one of its purposes is to clamp or fasten the stair rods holding the carpet, by an invisible clamp or one that may not be seen after the attachment.

Referring to the numerals of the drawing, 1 represents the staircase upon which the device is used. 2 is a carpet thereon, and 3 a rod supporting the carpet at an angle of the stairs.

4 is the fastening plate which may be of any desired dimension but is preferably about 26 inches long for a carpet of the same breadth. Located within the fastening plate, and at either end thereof, are two parallel, diagonally placed slots 5—5, about 4 inches in length, and having at their lower extremities enlargements 6—6 for a purpose hereinafter stated. At the lower edge of the fastening plate the body of the plate is projected into another plane to form an extended shield 8, designed to cover or shield the rod as shown in Fig. 1. The slots are preferably about four inches in length with a rise of one-half an inch in either inclination and there may be as many of them as are desired, although for the purpose of the ordinary stair carpet two would be found sufficient.

The fastening of the device is by means of screws driven into the staircase, at either end

on which the slotted guide ways 5 travel upward or downward and laterally to move out of or into position. The holes 6—6 at the lower end of the slotted ways 5 are large enough to allow the disengagement of the shield-plate from the carpet and from the staircase.

In operation the carpet may be passed over the rod, the rod is placed in position and the shield-plate placed in position over the rod and screws fastened into the staircase and slots, as shown in Fig. 1. The carpet may then be taken upward another step and the same operation repeated. As the carpet is moved upward the device is of course concealed by it.

It will be seen that the shield-plate is detachable by simply moving it laterally upon the screws. In the position shown in Fig. 1, such movement would raise the shield-plate and if the movement was continued until the head of the screws register with the openings 6, the shield-plate could be detached by simply taking it off the screws and could be replaced in the same way. Thus it will be seen that the rod is firmly held by the shield-plate and that the shield-plate conceals the rod and is easily adjusted and that it is composed of but two pieces besides the fastening screws.

I claim for this device, that the advantages of simplicity, utility, and economy, and the ease with which it can be applied and detached, are features of great importance.

What I claim and desire to secure by Letters Patent of the United States is:

1. An invisible stair carpet clamp, comprising an oblong rectangular body portion, provided with an edge projected into another plane to form a shield, and further provided with plural, diagonal parallel slots and a rod secured by the shield.

2. A stair carpet clamp, having a shield on one edge, in combination with the rod covered by the shield, plural diagonally disposed slotted ways placed within the body portion, headed fasteners to travel on the ways, and enlarged apertures in the ways to allow the withdrawal of the clamping device.

In testimony whereof I affix my signature in presence of two witnesses.

CLAUDE H. SEELYE.

Witnesses:

CHARLOTTE LIGHT,
JOHN M. MCGILL.