

E. E. McNEIL.

MATCH BOX.

APPLICATION FILED MAY 1, 1908.

911,671.

Patented Feb. 9, 1909.

Fig. 1.

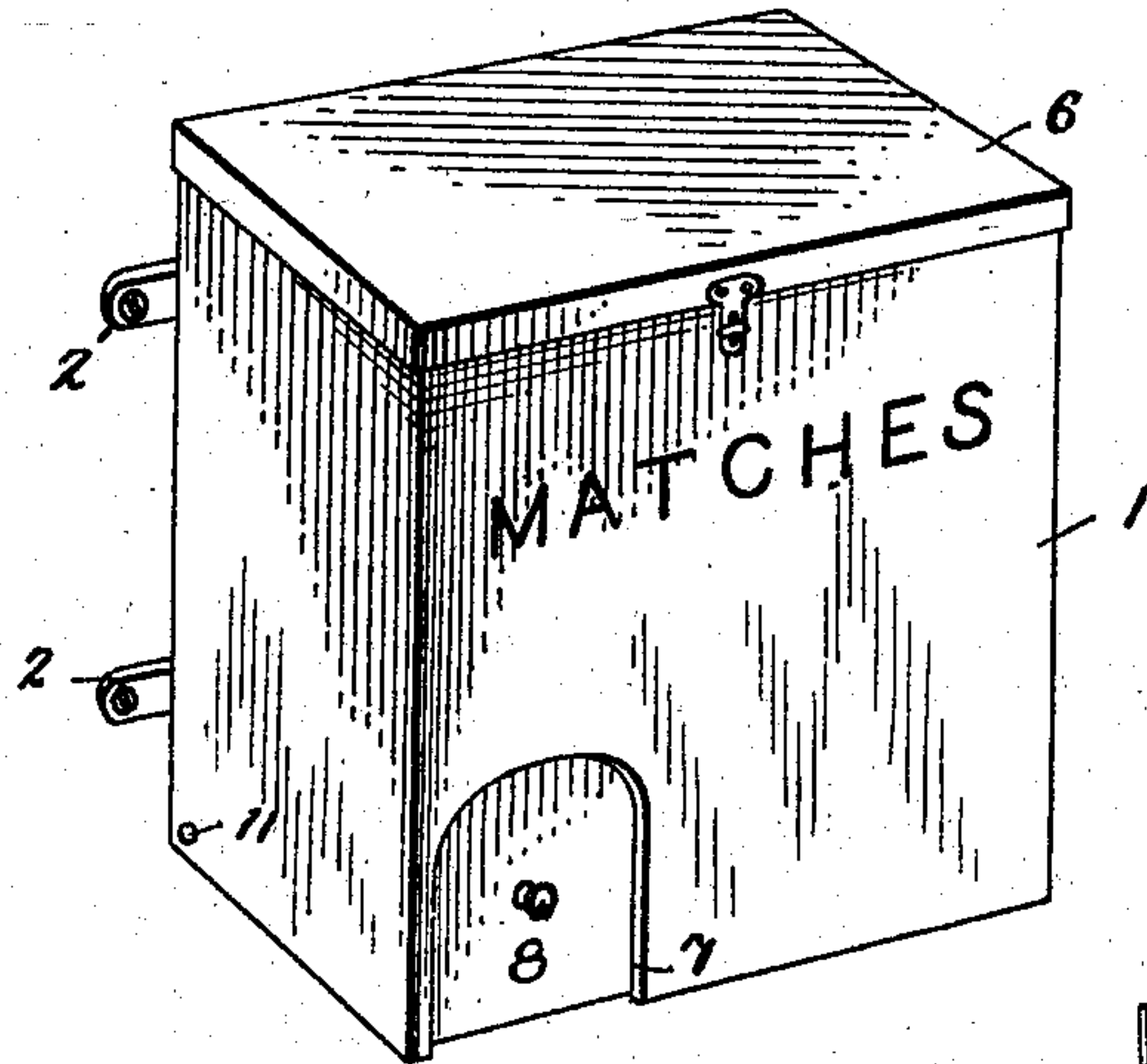


Fig. 4.

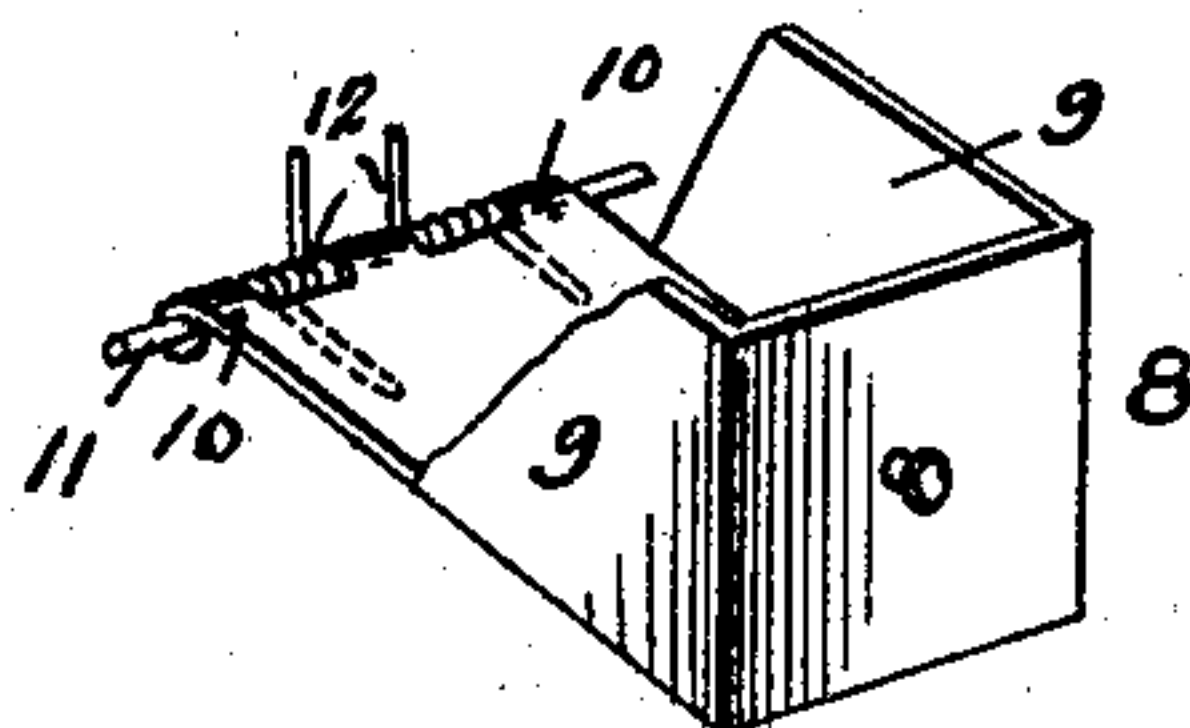


Fig. 2.

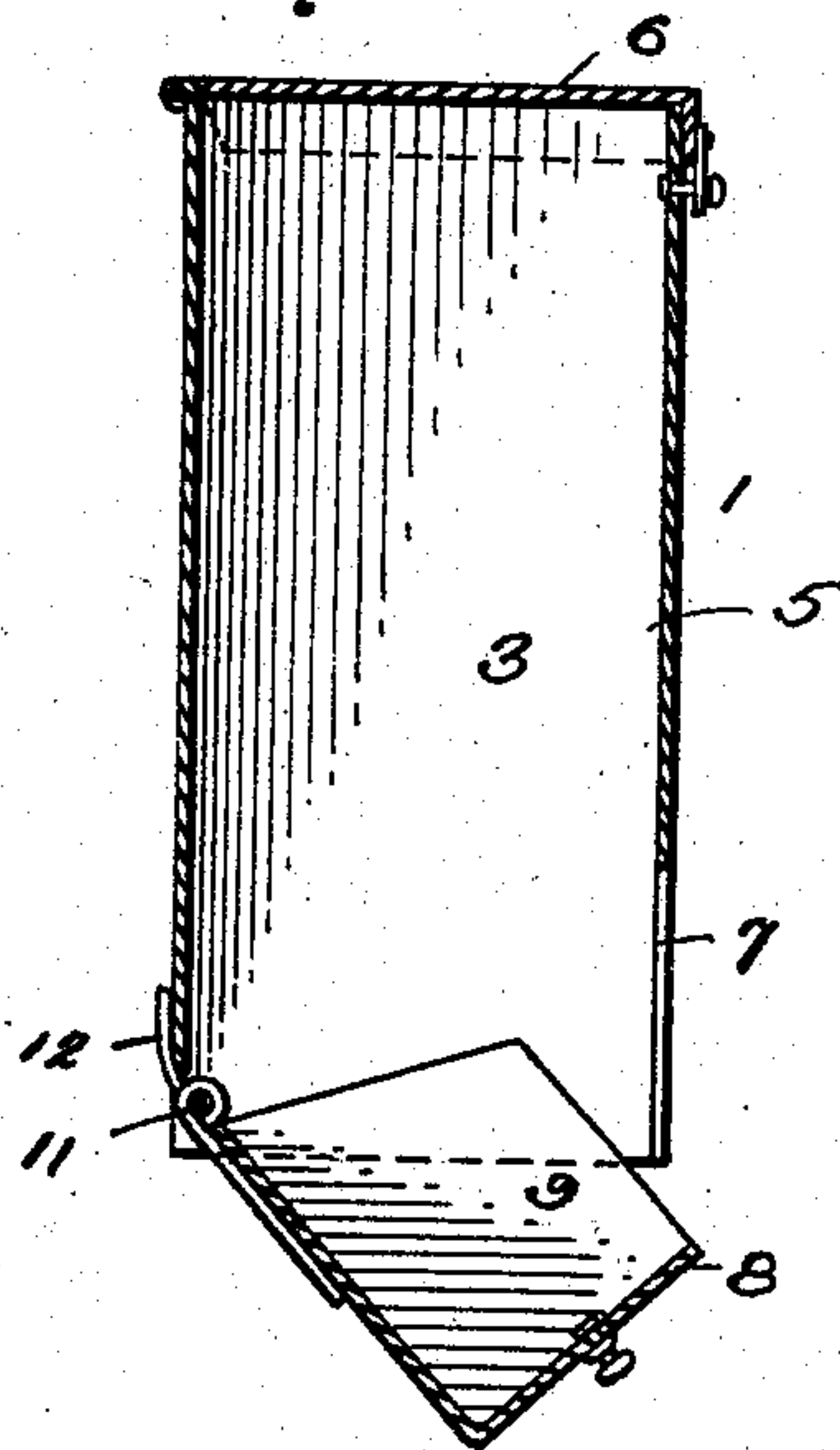
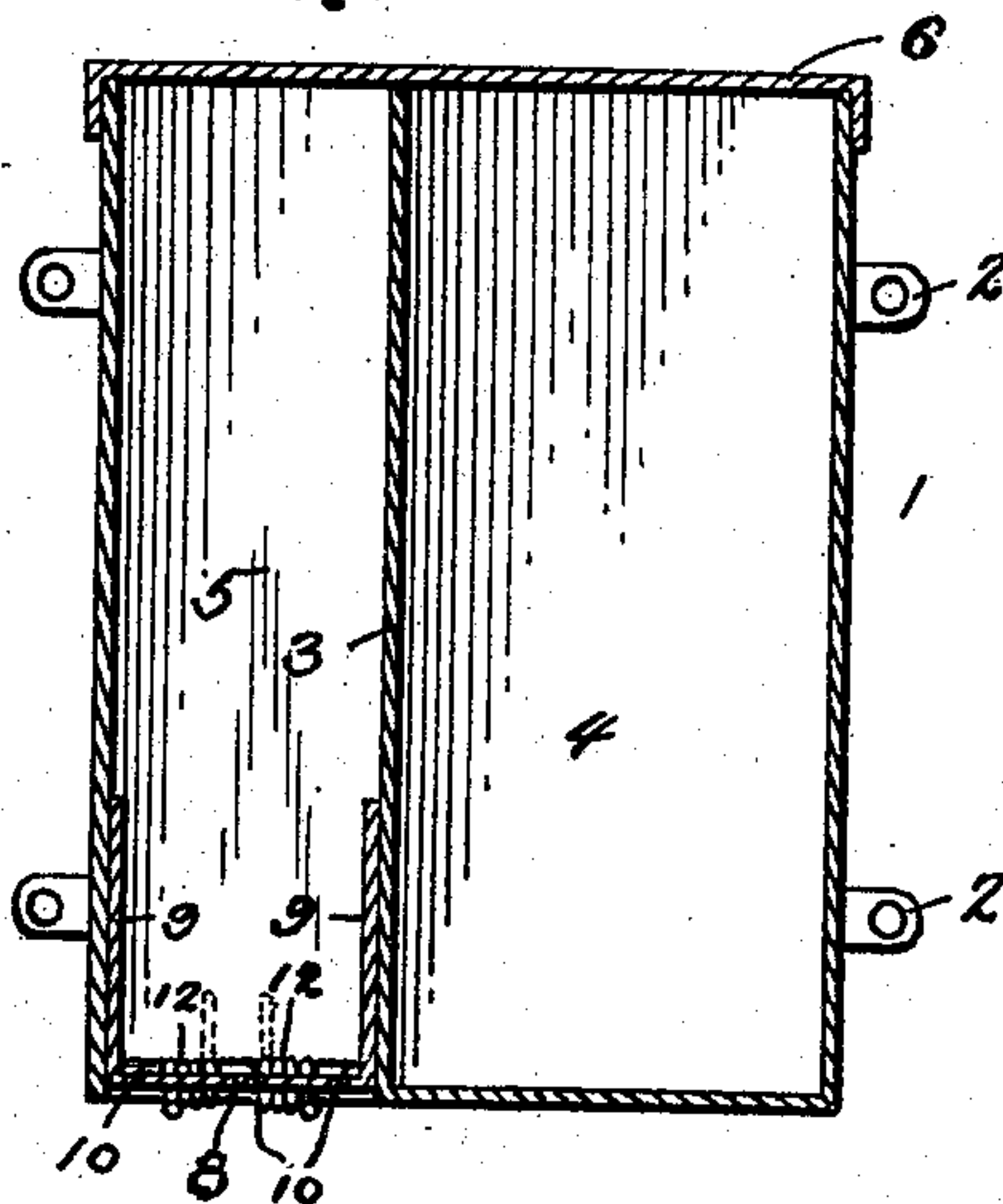


Fig. 3.



Witnesses
G. M. Spring
M. E. Moore.

Inventor
Ellen Elizabeth McNeil,
by David Moore.
her Attorney

UNITED STATES PATENT OFFICE.

ELLEN ELIZABETH McNEIL, OF BOSTON, MASSACHUSETTS.

MATCH-BOX.

No. 911,671.

Specification of Letters Patent.

Patented Feb. 9, 1909.

Application filed May 1, 1908. Serial No. 430,395.

To all whom it may concern:

Be it known that I, ELLEN ELIZABETH McNEIL, citizen of United States, residing at Boston, in the county of Suffolk and State of Massachusetts, have invented certain new and useful Improvements in Match-Boxes, of which the following is a specification, reference being had therein to the accompanying drawing.

This invention relates to improvements in match boxes, the object of the invention, being the provision of a box, containing two vertical receptacles the larger one, being adapted to contain the matches in gross, while the smaller contains the matches to be used, the bottom of the smaller receptacle being a spring hinged compartment or drawer adapted to be pulled downwardly and the matches removed therefrom, the same automatically closing after being released.

To clearly illustrate my invention, attention is invited to the accompanying drawings, in which:—

Figure 1 is a perspective view of the complete box. Fig. 2 is a vertical section through the smaller compartment. Fig. 3 is a vertical transverse section through both compartments or receptacles, and Fig. 4 is a detail perspective view of the hinged drawer.

Referring to the drawings:—1 designates the complete box, provided with the supporting lugs 2. Mounted vertically within the box, is a partition 3, which provides the

larger compartment or receptacles 4 and the small compartment or receptacle 5. To close both receptacles, I employ the hinged lid or cover 6. Provided in the lower forward wall of the box, at the bottom of the compartment 5, is the opening 7, by means of which access to the compartment is had. Forming a bottom to this compartment, is the hinged drawer 8, whose forward wall closes the opening 7, when in normal position, as clearly shown in Fig. 1. In the rear portion of the bottom of the drawer, I provide the series of eyed terminals 10, through which passes the pivoting rod 11, whereby the drawer is secured in place, the coiled springs 12, being employed to normally hold the drawer closed.

What I claim, is:—

A match box, comprising a box having a lid, and divided vertically into two compartments, one of which is bottomless, the front wall of the box opposed to the lower end of the bottomless compartment being provided with an opening, and a spring actuated drawer forming the bottom for the bottomless compartment, and when closed forming a closure for said opening.

In testimony whereof I affix my signature in presence of two witnesses.

ELLEN ELIZABETH McNEIL.

Witnesses:

WM. WHITNEY LEWIS,
RICHARD HOODS.