

J. A. WARD, JR.
ADJUSTABLE COLLAR FASTENER.
APPLICATION FILED AUG. 7, 1907.

910,751.

Patented Jan. 26, 1909.

Fig 1.

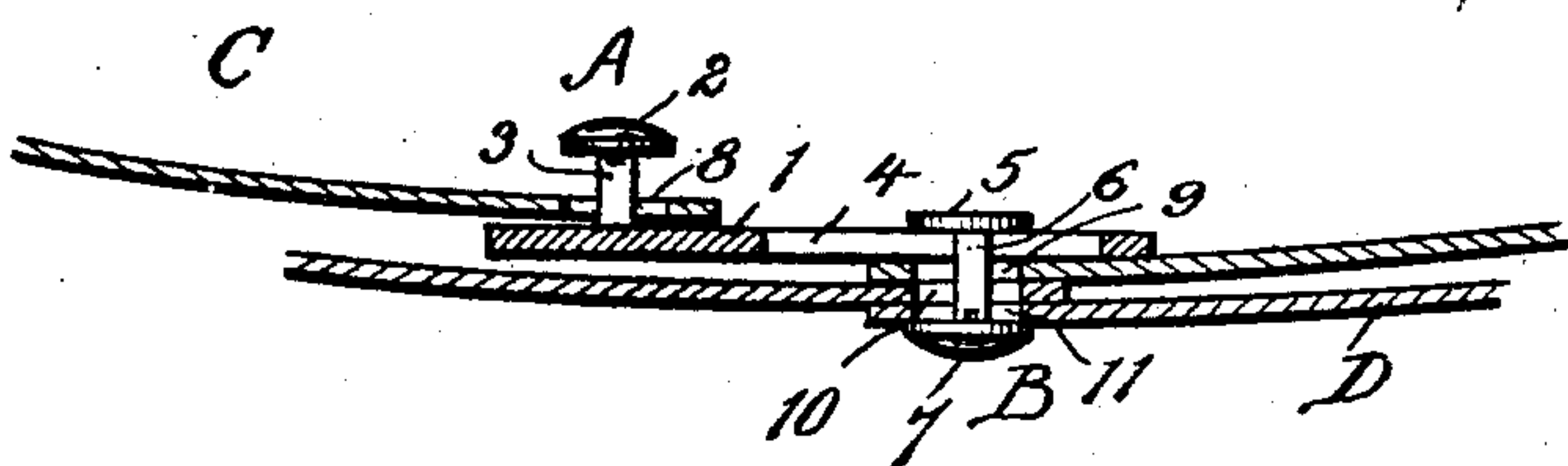


Fig 2.

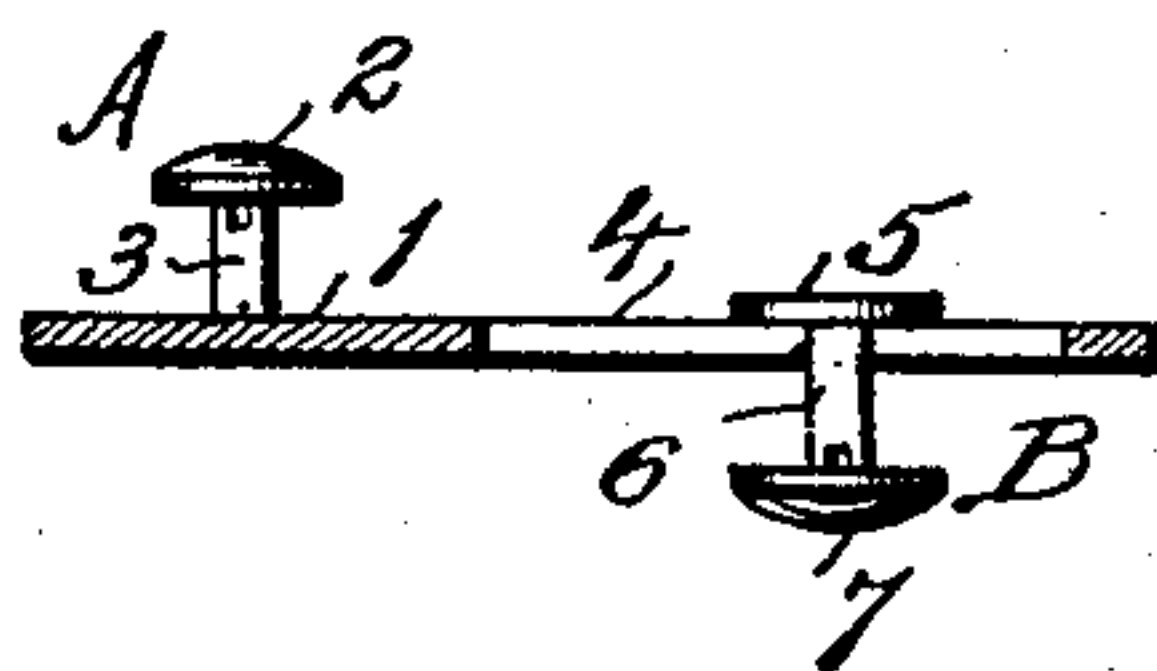
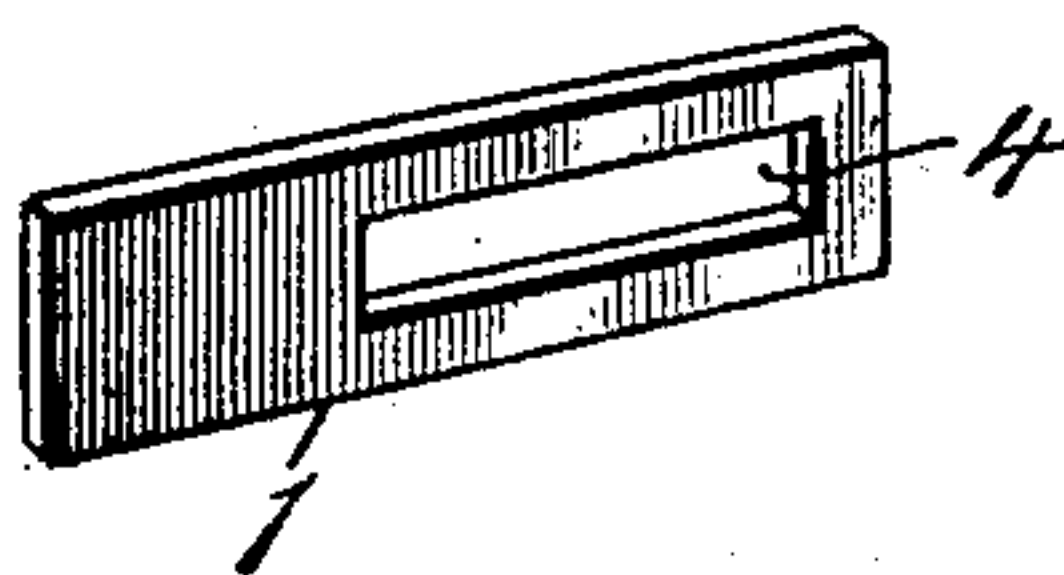


Fig 3.

Witnesses

Hugh H. Ott.
C. Bradway.

Inventor

James A. Ward, Jr

By Victor J. Enns

Attorney

UNITED STATES PATENT OFFICE.

JAMES A. WARD, JR., OF FORT SMITH, ARKANSAS.

ADJUSTABLE COLLAR-FASTENER.

No. 910,751.

Specification of Letters Patent.

Patented Jan. 26, 1909.

Application filed August 7, 1907. Serial No. 387,538.

To all whom it may concern:

Be it known that I, JAMES A. WARD, Jr., a citizen of the United States, residing at Fort Smith, in the county of Sebastian and State of Arkansas, have invented new and useful Improvements in Adjustable Collar-Fasteners, of which the following is a specification.

This invention relates to a combined neck band and collar buttoning device of that type comprising a button having an elongated shank on which is slidably mounted a second button so arranged that the neck band of a shirt can readily adjust itself to the neck of the wearer or to the collar or vice versa and is especially useful in case the neck band and collar do not mate.

The invention has for one of its objects to provide a device of the character referred to which is comparatively easy and inexpensive to manufacture, thoroughly reliable and convenient in use, and comfortable to the wearer.

A further object of the invention is the provision of a combined neck band and collar buttoning device comprising a fixed button having an elongated shank or base extending in one direction therefrom for adjustably holding a second button extending in the opposite direction from the first button so that one button can be engaged in the button hole at one end of the neck band, and the other button engaged in the button hole at the opposite end and at the same time permitting the ends of a collar to be engaged with the forwardly extending button.

With these objects in view and others, as will appear as the description proceeds, the invention comprises the various novel features of construction and arrangement of parts which will be more fully described hereinafter and set forth with particularity in the claims appended hereto.

In the accompanying drawing, which illustrates one embodiment of the invention, Figure 1 is a longitudinal sectional view of a portion of the neck band of a shirt and the meeting ends of the collar with the improved buttoning device applied thereto. Fig. 2 is a perspective view of the base-plate of the device. Fig. 3 is a sectional view of the device taken longitudinally of the base-plate.

Similar reference characters are employed to designate corresponding parts throughout the views.

Referring to the drawing, 1 designates the

base-plate of the device which is made of sheet metal and preferably of rectangular form. Secured to the base piece adjacent one end thereof is a rearwardly-extending fixed button A that comprises a head 2 and a stem 3 rigidly connected with the base plate and disposed at right angles thereto. The base plate, which has relatively flat opposite faces, is provided with a longitudinally-extending slot 4 that begins adjacent the middle thereof and terminates close to the end opposite from that having the fixed button, and the opposite sides of the slot are smooth and parallel so that a detachable button can be mounted in the slot to freely slide therein. A removable button B of the snap head type is arranged in the slot 4 and the same consists of a base 5 that slidably engages the rear face of the base plate, and projecting from the base 5 is a stud or stem 6 that projects forwardly through the slot and carries at its forward end a hinged head 7. The slot 4 is of such width as to permit the button B to be readily inserted or removed by throwing the head 7 parallel with the stem 6.

In practice, the device is applied to a shirt by inserting the head of the rearwardly-extending button A in the button hole 8 at one end of the neck band C of the shirt, Fig. 1, and the other button hole 9 of the collar band is applied to the forwardly-extending button B, thereby permitting the neck band to adjust itself to the neck of the wearer. The button B serves to fasten the meeting ends of the collar D together by engaging in the button holes 10 and 11 thereof. One end of the neck band is disposed behind the base plate 1 of the device, while the opposite end is disposed over the front thereof. The device worn in this manner is entirely hidden from view and enables the neck band of the shirt and the collar to comfortably adjust themselves.

Having thus described the invention, what I claim is:—

A device of the class described comprising a piece of sheet metal having relatively flat front and rear faces extending from one extremity to the other and provided with a longitudinal slot beginning adjacent the middle of the piece and terminating close to one end thereof and presenting two smooth parallel edges, a fixed stud extending from and secured to the piece at a point between the inner end of the slot and one extremity of the piece, and a head on the stud, in combination

with a removable button consisting of a base adapted to bear slidably on the face of the said piece from which the stud extends, a shank on the base passing through the slot
5 and freely movable from one end of the slot to the other between the said smooth edges, and a head on the shank disposed at the side of the said piece opposite from the base of the button, said head being hingedly connected

with the shank of the button for permitting removal or insertion of the latter.

In testimony whereof, I affix my signature in presence of two witnesses.

JAMES A. WARD, JR.

Witnesses:

M. B. LENSIR,
ERNEST PENNYN.