

J. M. & M. S. HANSON.

SHOE.

APPLICATION FILED DEC. 24, 1907.

910,677.

Patented Jan. 26, 1909.

2 SHEETS—SHEET 1.

Fig. 1.




Fig. 2.





Fig. 3.



Witnesses

*J. T. Wright,
E. E. Warfield*

Inventors

*Jeremiah M. Hanson,
Marshall S. Hanson,*

By *Victor J. Evans*

Attorney

J. M. & M. S. HANSON.

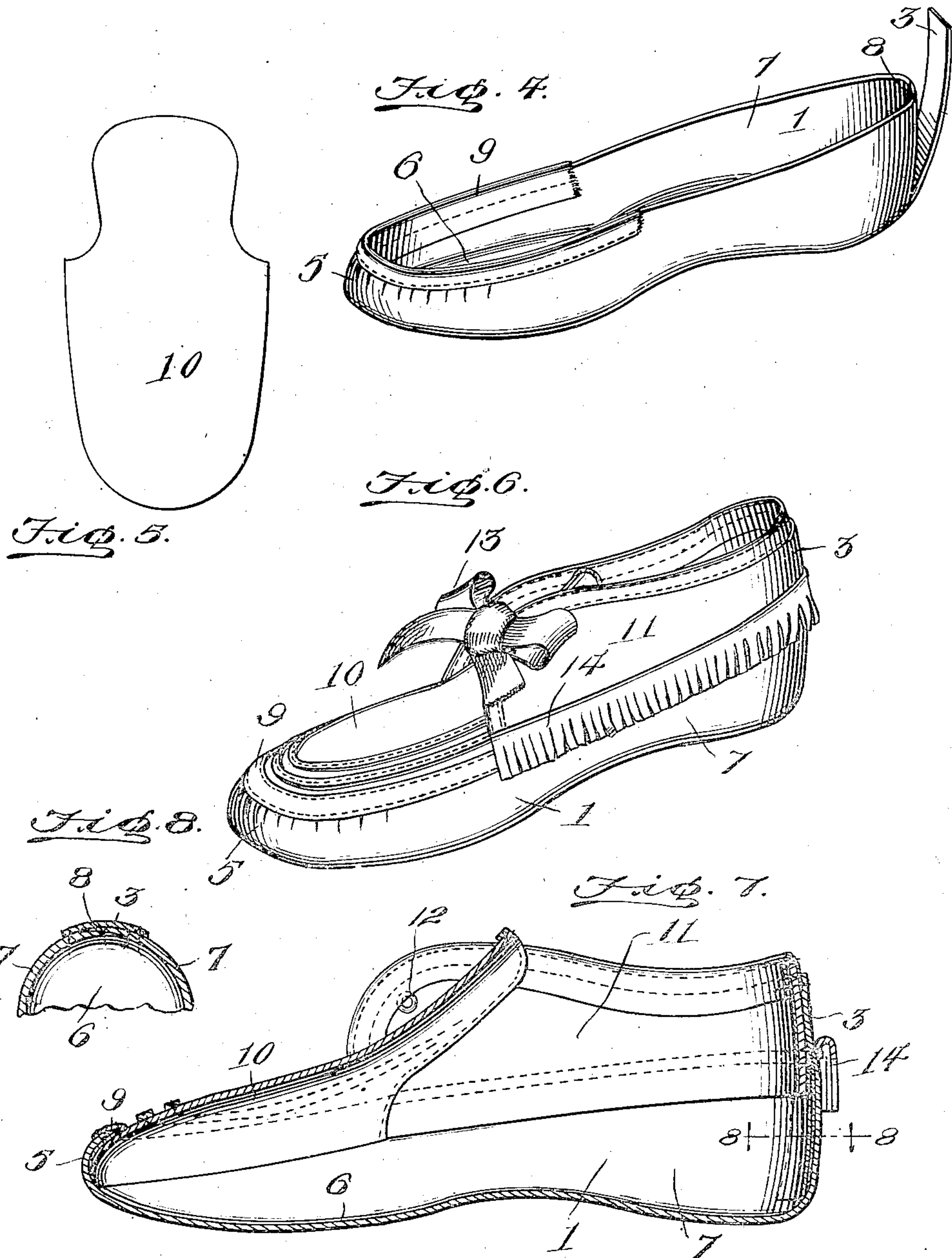
SHOE.

APPLICATION FILED DEC. 24, 1907.

910,677.

Patented Jan. 26, 1909.

2 SHEETS—SHEET 2.



Inventors:

Jeremiah M. Hanson,
Marshall S. Hanson,

By Victor J. Evans

Attorney

Witnesses

J. T. Wright,
E. C. Warfield

UNITED STATES PATENT OFFICE.

JEREMIAH M. HANSON AND MARSHALL S. HANSON, OF SAN JOSE, CALIFORNIA.

SHOE.

No. 910,677.

Specification of Letters Patent.

Patented Jan. 26, 1909.

Application filed December 24, 1907. Serial No. 407,804.

To all whom it may concern:

Be it known that we, JEREMIAH M. HANSON and MARSHALL S. HANSON, subjects of the King of Great Britain, residing at San Jose, in the county of Santa Clara and State of California, have invented new and useful Improvements in Shoes, of which the following is a specification.

The invention relates to an improvement in foot coverings, being particularly directed to a novel construction of slippers or moccasins.

The main object of the present invention is the construction of an article of this character by which the usual parts are reduced in number and their association to provide the completed article simplified.

The invention will be described in the following specification, reference being had particularly to the accompanying drawings, in which:—

Figure 1 is a view of the blank for forming the shoe sole, toe, quarter, and counter of the improved article. Fig. 2 is a view of the same blank after the initial operation of forming the toe. Fig. 3 is a view of the same blank after the process of molding the blank into shoe form. Fig. 4 is a view of the blank in completed form. Fig. 5 is a view of the tongue. Fig. 6 is a perspective of the improved article complete. Fig. 7 is a longitudinal central section of the same. Fig. 8 is a section on line 8—8 of Fig. 7.

Referring particularly to the drawings, our improved article is constructed mainly of a blank 1 of the form illustrated in Fig. 1, being of greatest width at its rear end and gradually narrowing toward the toe end 2 at which point it is rounded, as shown. Centrally of the rear edge the blank is formed to provide a rearwardly projecting tongue 3, the blank, in alinement with the side edges of the tongue, being slitted at 4 to separate a portion of the blank proper therefrom to provide a continuation of the tongue, the length of the slitted portions 4 forming the height of the quarter of the completed article.

With the blank in the form shown in Fig. 1 the initial operation is performed at the toe end of said blank and consists in gathering the edge of the blank by any suitable or well known means to shorten said edge and thereby form a toe pocket or end 5, as more clearly shown in Fig. 2. After the gathering operation the blank 1, in a wet state is molded

about the forming last, the size of the blank and its form enabling the operator to produce therefrom the sole 6 and the quarter sections 7, the gathering of the toe portion serving to maintain in a molded form a pocket formation at its end, as is usual. The rear edges of the blank beyond the tongue are, in the molding of said blank, turned upward to provide the rear portion of the shoe, the walls of the slits 4 being thus arranged to be brought into coincidence and secured together, as at 8, thus completely forming the shoe outlined and leaving the tongue 3 disposed beyond the rear portion thereof and overlying the juncture 8. The forward portion of the upper edge of the article thus formed is preferably provided with a binding 9, extending rearward co-extensive with the securing blank of the tongue. The tongue 10, of the form shown in Fig. 5, is then secured in place, being stitched within the edge of the article beneath the binding 9. The upper 11 is then applied around the rear edge of the previously formed article in rear of the binding 9, said upper having the usual shape and being provided at its forward or free edges with one or more eyelets 12 for the reception of an auxiliary tying means, as 13.

For ornamental purposes we prefer to secure a line of fringe or other ornament at the juncture of the upper with the quarter, said fringe being secured to the upper above the same joining said upper and quarter and turned down over said seam, thereby concealing the juncture and providing an ornamental finish. The tongue 3 is adapted to form the counter of the slipper and subsequent to the securing of the upper in place said tongue is applied to overlie the rear portion of the quarter and upper, and stitched in place. The counter is thus integral with the lower portion of the shoe, and in addition to its usual function of stiffening this portion of the article also serves as an effective reinforce in the securing of the upper and counter, and materially increases the efficiency and life of the article.

It is, of course, obvious that the upper may be dispensed with, thereby providing an ordinary slipper useful for many purposes, in some of which the particular construction described is of essential importance. For example in the use of the article for acrobats and other performers it is to be particularly noted that all obstructing seams are avoided

and that there is no seam or other connection at the juncture of the sole and quarter. By this construction the article is prevented from ripping at this point and undesirable projections avoided.

The shoe provides a soft covering which will readily yield to all movements of the foot and which will thoroughly protect the foot to the extent intended, the specific manner of assembling the parts enabling all stitching to be accomplished with the sewing machine and thereby avoiding the hand work heretofore necessary in articles of this character.

Having thus described the invention what is claimed as new, is:—

1. A foot covering comprising a single blank adapted to be formed to provide a sole, quarters, and toe portion, a tongue secured to the quarters, an upper secured to the quarters in rear of the tongue, and an integral portion of the blank being adapted to be projected in rear of the quarters and upper to provide a counter.

2. A blank for foot coverings having a rounded forward edge adapted to be gathered at one end to provide a toe pocket, and formed at the opposite end with a tongue projected beyond the rear edge of the blank, said blank being slitted for a portion of its length from the rear edge on opposite sides of the tongue, whereby when said blank is formed to provide the sole, toe and quarters of the foot covering the tongue will extend above the upper edge of said quarters.

3. A blank for foot coverings having its rear edge slitted longitudinally of the blank to provide spaced parallel cuts, that portion

of the blank included between the cuts being extended beyond the rear edge of the blank, the depth of the cuts from the rear edge of the blank being less than the width of the tongue between said cuts, whereby when the rear portion of the blank beyond the cuts is bent upwardly and turned across the tongue, the adjacent edges will overlap just sufficient to be secured by a single seam and the tongue will extend above the upper edge of said lapping portions.

4. A foot covering comprising a sole, toe piece, and quarters formed of a single blank and secured in form by a single seam, and a section integral with the sole to lie in rear of and cover said seam.

5. A foot covering comprising a sole, toe piece, and quarters formed of a single blank and secured in form by a single seam, a section integral with the sole to lie in rear of and cover said seam, and an upper secured to the quarters, said section being extended and secured to the upper.

6. A foot covering comprising a sole, toe piece, and quarters formed of a single blank and secured in form by a single seam, a section integral with the sole to lie in rear of and cover said seam, a tongue secured to the toe piece, and an upper secured to the quarters, said section lying in rear of and being secured to the upper.

In testimony whereof we affix our signatures in presence of two witnesses.

JEREMIAH M. HANSON.

MARSHALL S. HANSON.

Witnesses:

ALEX W. HESS,

GEO. G. HESS.