

A. J. HOWEY.

HINGE.

APPLICATION FILED MAY 7, 1908.

908,100.

Patented Dec. 29, 1908.

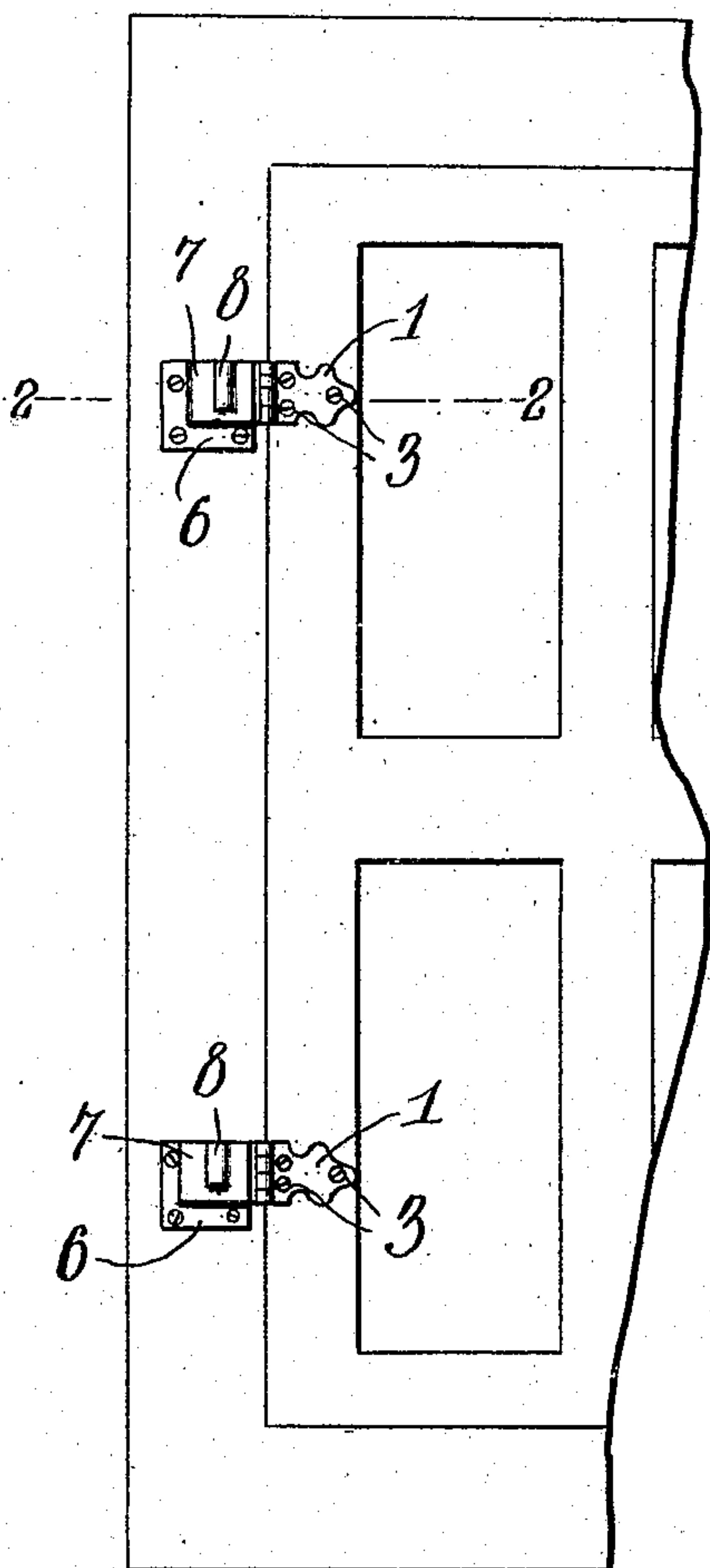


Fig. 1.




Fig. 2.

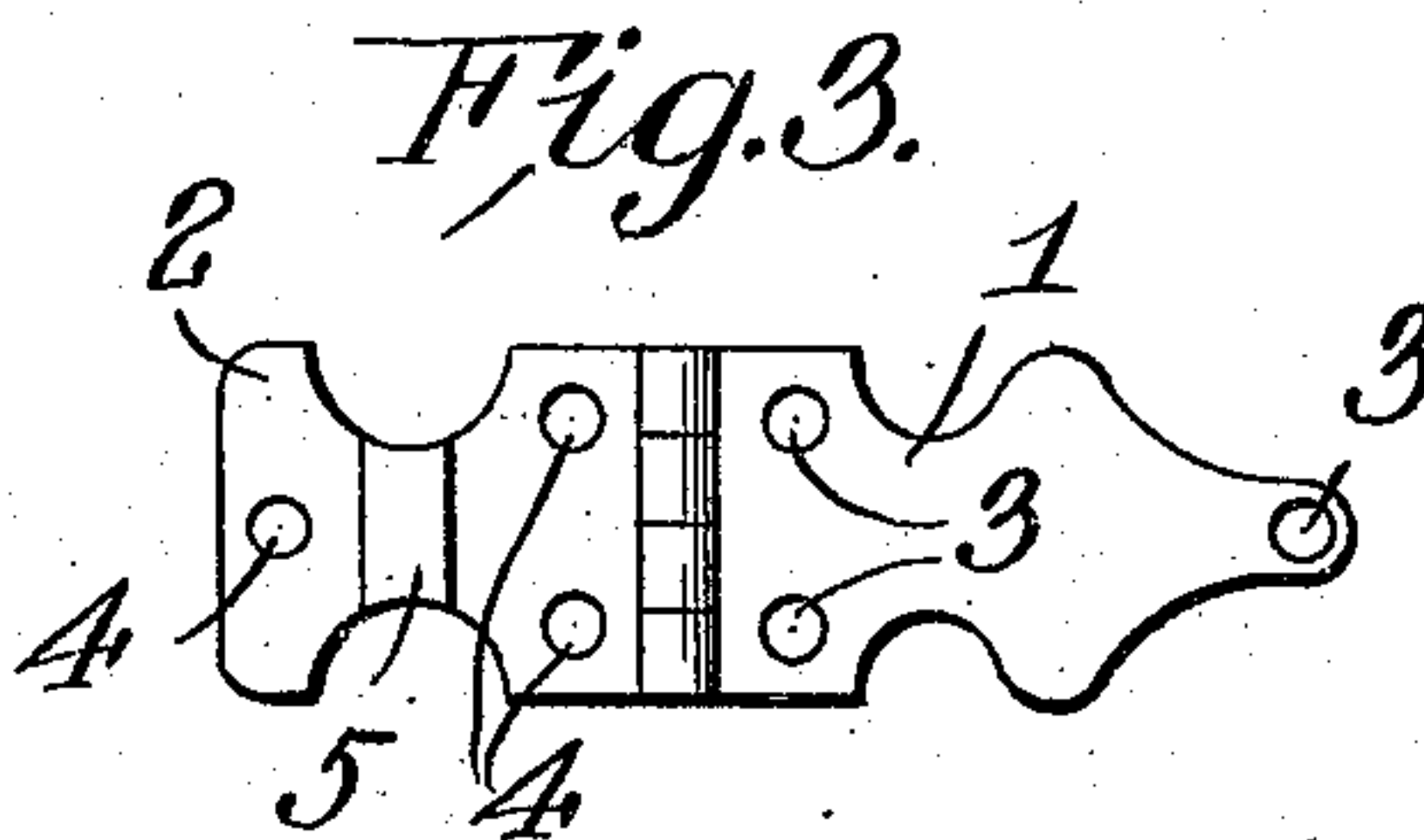


Fig. 3.

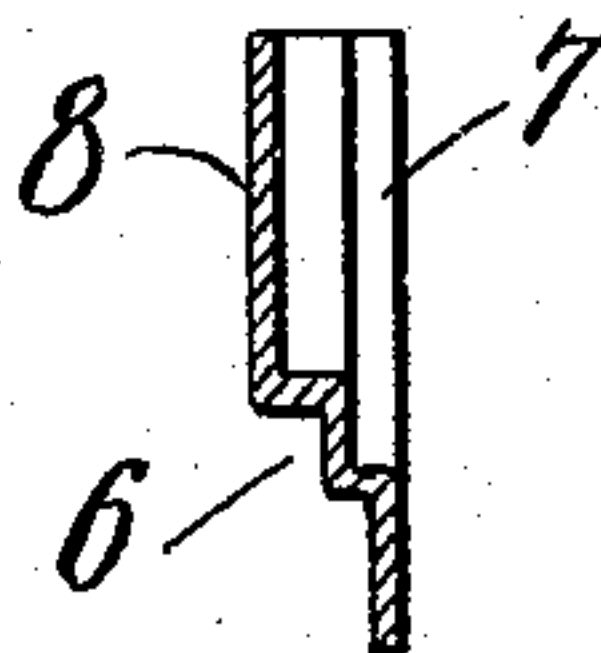


Fig. 4.

Witnesses

C. E. Smith.  
C. H. Giesbauer.

Inventor

Alfred J. Howey,

By A. B. Wilson & Co.

Attorneys



# UNITED STATES PATENT OFFICE.

ALFRED J. HOWEY, OF HARBOR BEACH, MICHIGAN.

## HINGE.

No. 908,100.

Specification of Letters Patent.

Patented Dec. 29, 1908.

Application filed May 7, 1908. Serial No. 431,470.

*To all whom it may concern:*

Be it known that I, ALFRED J. HOWEY, a citizen of the United States, residing at Harbor Beach, in the county of Huron and State of Michigan, have invented certain new and useful Improvements in Hinges; and I do declare the following to be a full, clear, and exact description of the invention, such as will enable others skilled in the art to which it appertains to make and use the same.

This invention relates to hinges especially adapted to be used on doors which it is desired to remove and replace for various purposes.

The object of the invention is to provide a simply constructed, strong and efficient hinge provided with means for detachably connecting a door to a support without removing or inserting screws or other fasteners and by the use of which a door may be quickly hung or removed.

With the foregoing and other objects in view, the invention consists of certain novel features of construction, combination and arrangement of parts, as will be more fully described and particularly pointed out in the appended claims.

In the accompanying drawings, Figure 1 is a front elevation of a portion of a door and its casing with this improved hinge applied; Fig. 2 is a tranverse section taken on line 2—2 of Fig. 1; Fig. 3 is a front elevation of one of the hinges detached; Fig. 4 is a vertical section through the hinge fastener.

In the embodiment illustrated, a hinge is shown composed of two pivotally connected leaves 1 and 2 composed of sheet metal or of any other suitable material. The leaf 1 is of ordinary construction and provided with apertures as 3 for the passage therethrough of the fastening screws and it is pivotally connected with the leaf 2 by the usual pintle and knuckles. The leaf 2 is preferably provided with apertures as 4 which may be used when it is desired to fasten the door permanently to a support. A rib 5 is formed on said leaf 2 and is preferably extended transversely of said leaf or in a direction parallel with the edge of the door and is adapted to engage a fastener plate now to be described.

A fastening plate 6 is designed for attachment to the door casing by means of screws or other suitable fastening devices and is

preferably made as shown with a chamber 7 formed in its inner face and of a size to receive the hinge leaf 2 and permit it to slide freely therein between the wall thereof and the casing said chamber being opened at its top and at one side to provide for the insertion therein of the leaf 2.

A depression 8 is formed in the rear wall of the chamber 7 and preferably extends in a direction parallel with the edge of the door casing as is shown in the drawings and is designed to receive the rib 5 of the hinge leaf 2, which forms a guide for said leaf and also serves as an additional support for the door, the lower end of the rib 5 abutting against the closed end of the socket or depression 8. The lower edge of the leaf 2 also rests on the lower wall of the chamber 7 and is supported thereby to hold the door against sagging.

From the foregoing description taken in connection with the accompanying drawings, the construction and operation of the invention will be readily understood without requiring a more extended explanation.

Various changes in the form, proportion and the minor details of construction may be resorted to without departing from the principle or sacrificing any of the advantages of the invention, as defined in the appended claims.

I claim as my invention:—

1. The combination with two pivotally connected hinge leaves, one of which is provided with a rib, of a fastening plate having a chamber in its inner face to receive said ribbed sleeve with a depression formed in one wall of said chamber to form a socket to receive said rib.

2. The combination with two pivotally connected hinge leaves one of which has a rib extending transversely thereof, of a fastening plate depressed to form a chamber to receive said ribbed leaf, said chamber being open at its top and one side and the rear wall of said chamber having a depression to form a socket to receive said rib.

In testimony whereof I have hereunto set my hand in presence of two subscribing witnesses.

ALFRED J. HOWEY.

Witnesses:

DARIUS MIHLETHALER,  
ROBERT M. JENKS.