

H. G. SCHNELLE.
SUSPENDERS FOR OVERALLS.
APPLICATION FILED OCT. 18, 1907.

907,897.

Patented Dec. 29, 1908.

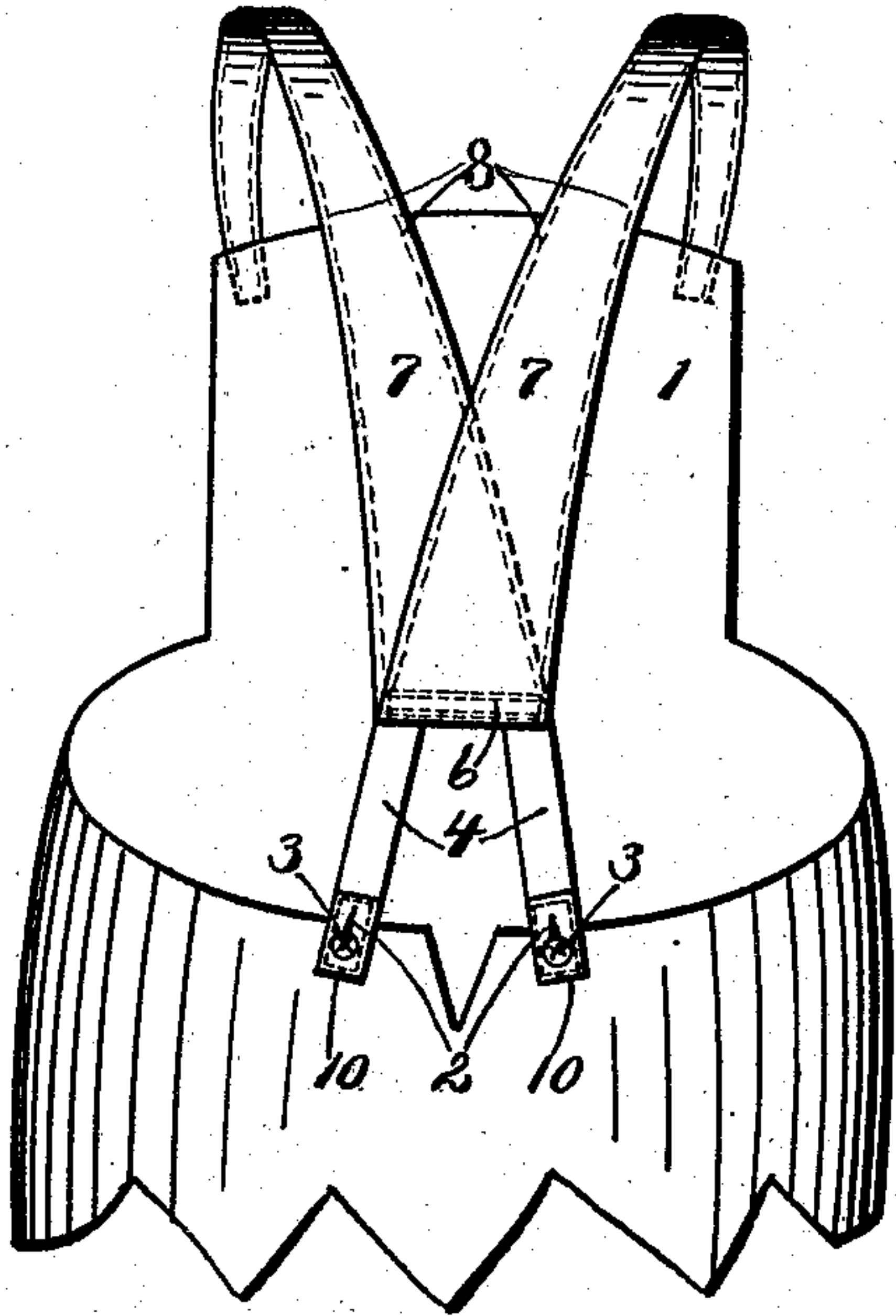


Fig. 2.

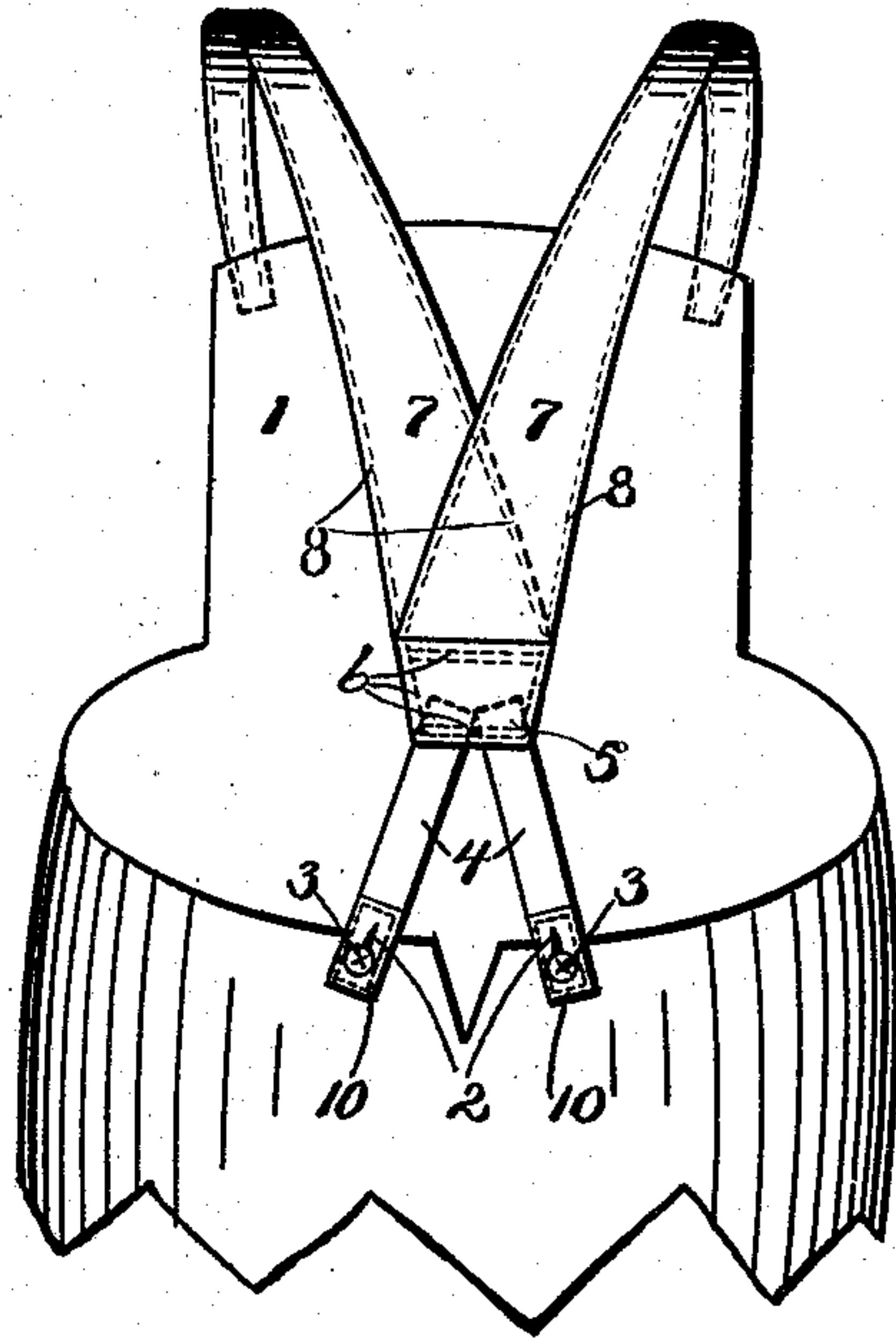


Fig. 1.

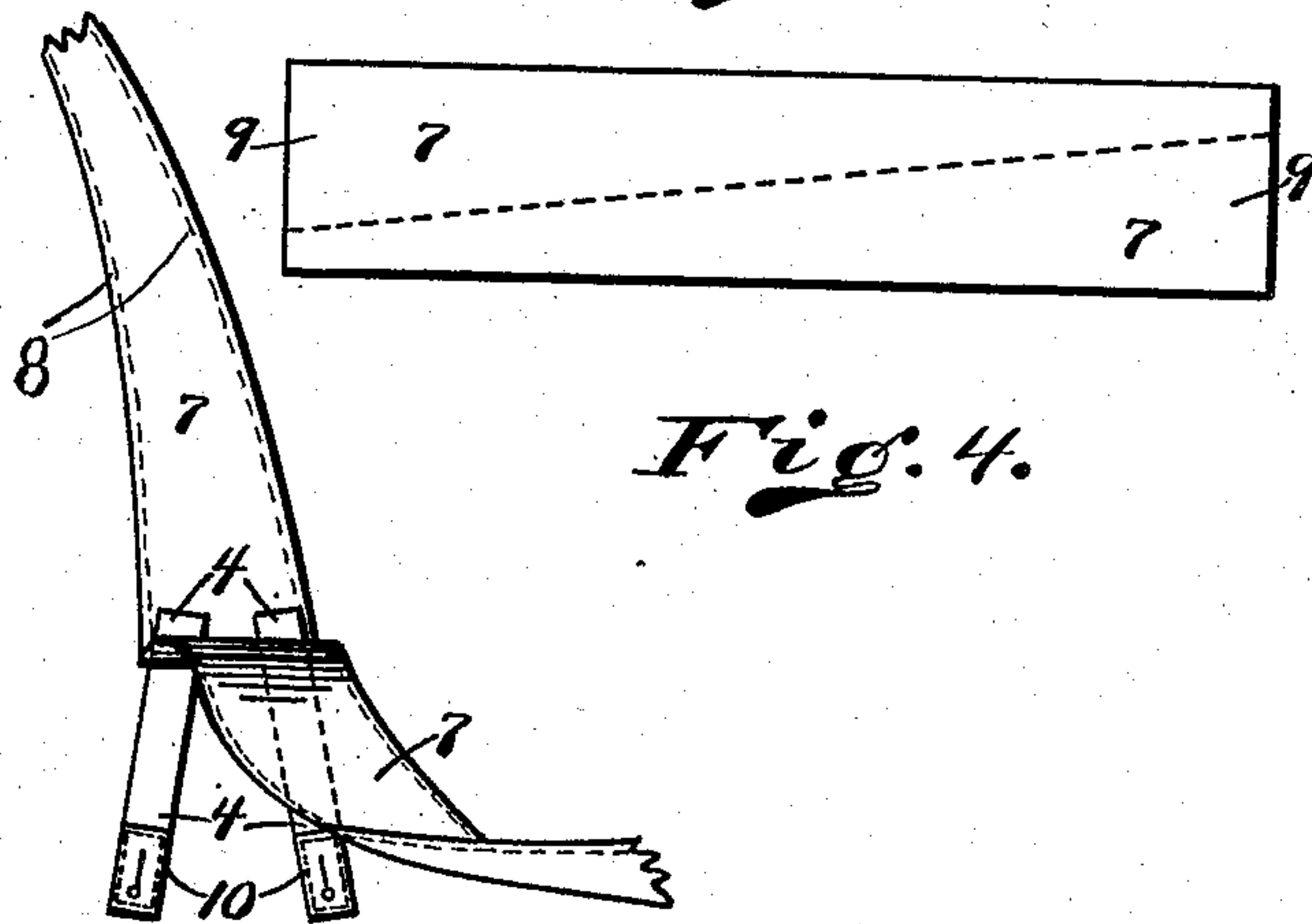


Fig. 3.

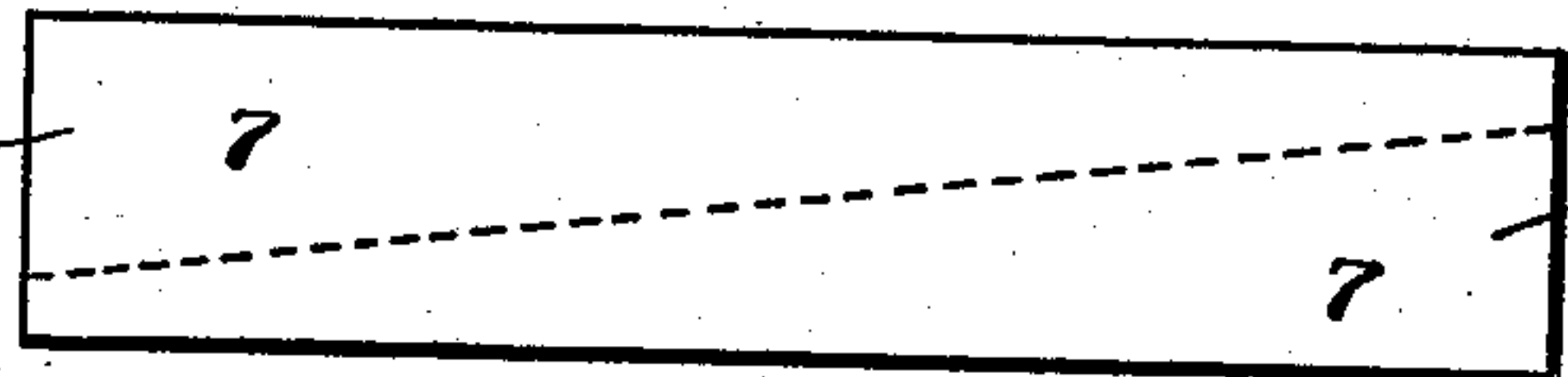


Fig. 4.

Witnesses
Charles P. King
Carrie J. Vellars

Inventor
Henry H. Schnelle
By G. W. Benedict
Attorney

UNITED STATES PATENT OFFICE.

HENRY G. SCHNELLE, OF BLANCHESTER, OHIO.

SUSPENDERS FOR OVERALLS.

No. 907,897.

Specification of Letters Patent.

Patented Dec. 29, 1908.

Application filed October 18, 1907. Serial No. 397,991.

To all whom it may concern:

Be it known that I, HENRY G. SCHNELLE, a citizen of the United States, residing at Blanchester, county of Clinton, State of Ohio, have invented certain new and useful Improvements in Suspenders for Overalls, of which the following is a specification.

My invention relates to that class of overall suspenders which are made wide, embracing ease and comfort to the wearer, being also cheap and durable, and the objects of my invention are, first; to provide a suspender for overalls which is thin at the union of the elastic and the suspender proper, second; to provide a suspender for overalls eliminating the usual "stay" and substituting therefor a stay made by the union of the two wider ends; third to provide a suspender for overalls, any desirable width, easily and quickly made, cheap and durable and of which both straps of the suspender proper may be cut from one piece of material. I obtain these objects by making the suspender as illustrated in the accompanying drawing, in which:—

Figure 1, shows the suspender with a "stay" therein made by sewing across the broad portion of the straps one upon the other. Fig. 2, shows the suspender with its "stay" made by sewing across the extreme broad ends of the straps including the ends of the elastics. Fig. 3, shows how the two straps are joined at their broad ends including the ends of the elastic strips. Fig. 4, shows a strip of cloth from which both straps are cut by cutting the cloth as indicated by the dotted line.

In Fig. 1, 1, is the overalls and bib portion thereof, 2 buttonholes in the button hole tabs 10, 3, being buttons to which the suspenders are buttoned, 5 is the protruding ends of elastic strips 4, 6 showing the sewed lines by which, with the ends of the elastic strips, the stay is made, the stay 6 serves the purpose of keeping the broad portions of the suspenders from crimping or folding lengthwise at this point as more simply shown in

Fig. 2, 7, 7, being the straps 8, 8, dotted line indicates where the suspenders are hemmed, which hem is continuous around the straps near the marginal sides thereof, the raw edges of the suspender fabric are turned in and sewed or fastened.

In Fig. 2, 6 shows the stay made wholly by the broad ends being sewed together embracing the two elastic ends, said elastic ends being sewed into and through at the same time the broad ends are sewed together.

In Fig. 3, the suspenders are shown as "opened out" not being folded one over the other, thus showing how the ends of the elastic strips protrude into or between the two straps so as to serve the auxiliary purpose as stays in this class of overall suspenders.

In Fig. 4 is shown a single piece of cloth 9, or fabric from which both suspenders are cut simultaneously.

It is plainly apparent that an overall suspender must be made cheaply, must be stronger than trousers suspenders, and are made with no purpose of being ornamental or artistic but are made wholly as to cheapness, strength and ease to the wearer.

Having thus fully described my invention what I claim as new and desire to protect by Letters Patent, is—

A suspender for overalls comprising two straps of material, each of which is wide at one end and narrow at the other, said straps being sewed together at their broad ends, elastic strips provided at one end with buttonhole tabs, and having their other ends fastened between the broad ends of said straps where the latter are sewed together all substantially as described and for the purposes set forth.

In testimony whereof I have signed my name to this specification in the presence of two subscribing witnesses.

HENRY G. SCHNELLE.

Witnesses:

J. H. DOYLE,

W. F. BARNING.