

N. ILLOWAY.
COLLAR SUPPORTER.
APPLICATION FILED FEB. 19, 1908.

907,241.

Patented Dec. 22, 1908.

Fig. 3.

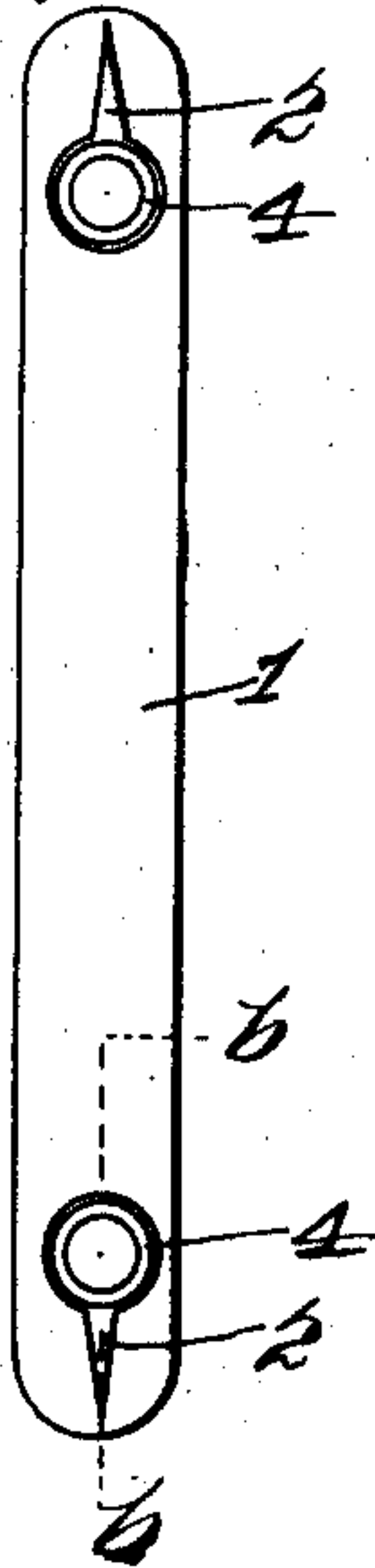


Fig. 1.

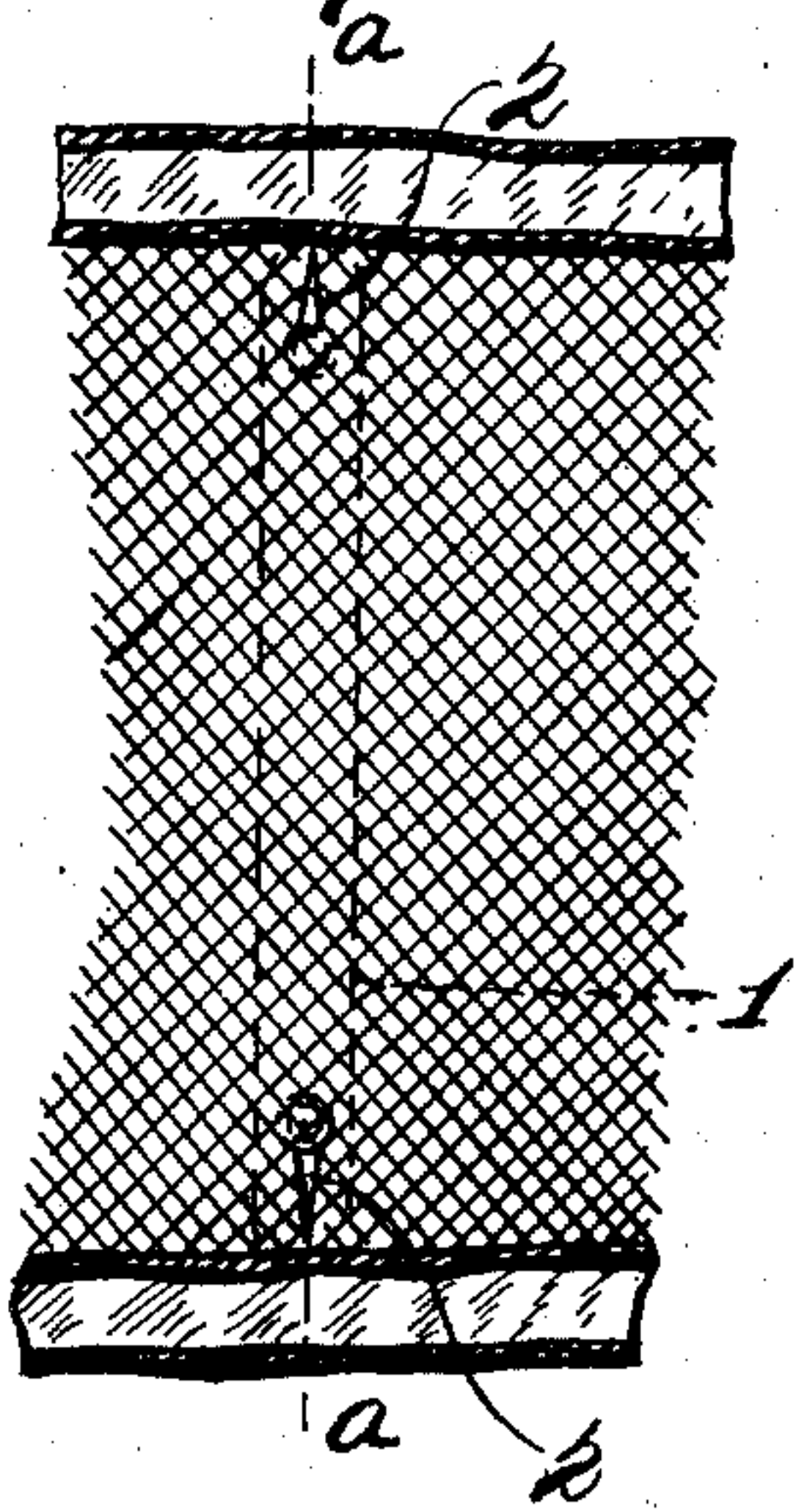


Fig. 2.



Fig. 4.

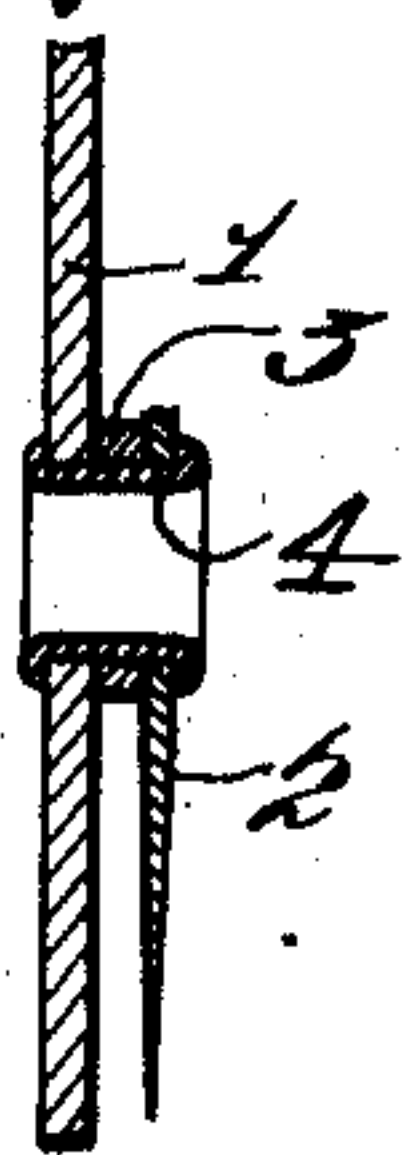


Fig. 6.

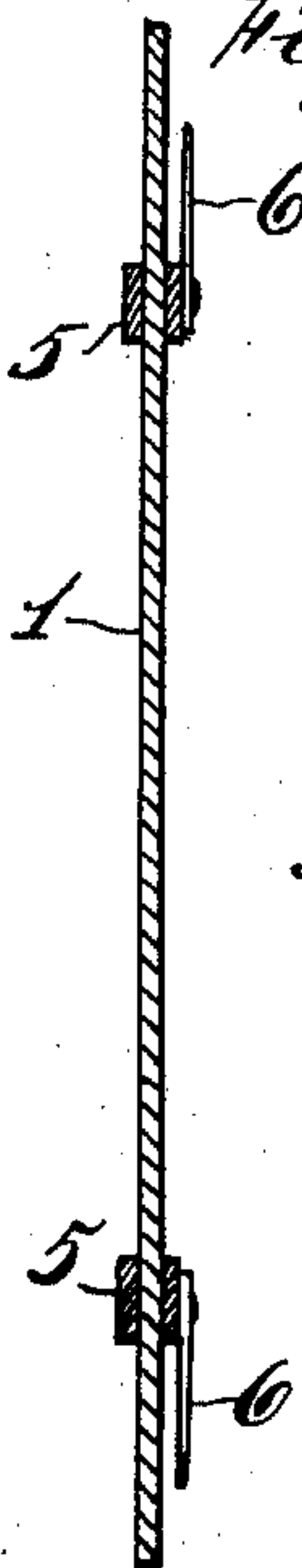


Fig. 7.


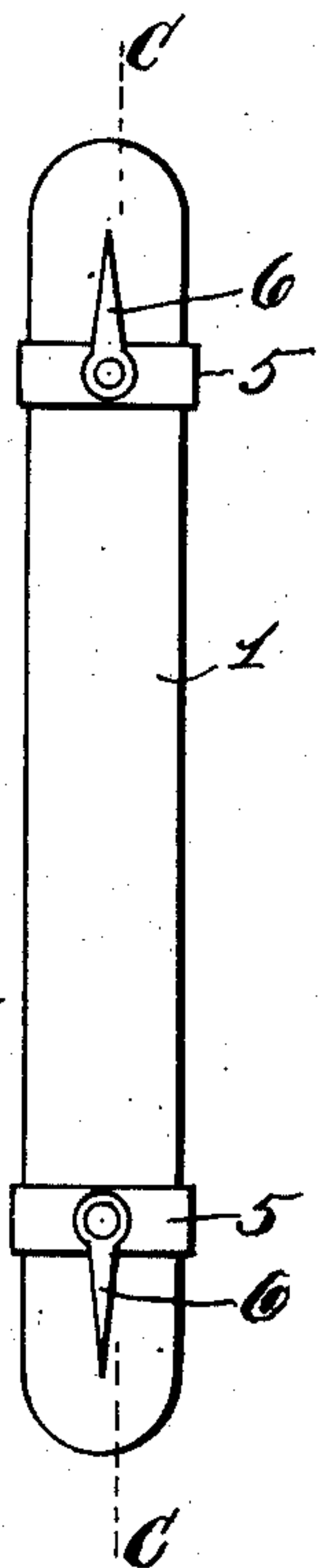


Fig. 5.



Witnesses:
E. A. Jarvis
Mildred Vialls.

Inventor:
Nettie Illoway

Wm. H. Block
her Attorney.

UNITED STATES PATENT OFFICE.

NETTIE ILLOWAY, OF NEW YORK, N. Y.

COLLAR-SUPPORTER.

No. 907,241.

Specification of Letters Patent.

Patented Dec. 22, 1908.

Application filed February 19, 1908. Serial No. 416,672.

To all whom it may concern:

Be it known that I, NETTIE ILLOWAY, a citizen of the United States, residing at New York city, Manhattan borough, county and State of New York, have invented certain new and useful Improvements in Collar-Supporters, of which the following is a clear, full, and exact description.

This invention relates to a supporter which is particularly adapted for use in connection with lace or open-work collars such as commonly used by women for the adornment of the neck, and has for its object to provide an exceedingly simple and inexpensive device of this character.

To these and other ends which will hereinafter appear, my invention comprises novel features of improvement and arrangement of parts which I will now proceed to describe and finally claim, reference being had to the accompanying drawing, forming part hereof, wherein—

Figure 1 illustrates my improved collar-supporter as applied to a collar; Fig. 2 is a vertical section, taken on a line *a— a* in Fig. 1, the supporter being shown in elevation; Fig. 3 is an enlarged detail front view of my improved collar-supporter; Fig. 4 is an enlarged fragmentary sectional view of one end of the supporter, the section being taken on a line *b— b* in Fig. 3; Fig. 5 is an enlarged face view of another form of collar-supporter having mounted thereupon longitudinally adjustable gripping members; Fig. 6 is a vertical section thereof taken on a line *c— c* in Fig. 5; and Fig. 7 is an enlarged detail perspective view of the slidable sleeve, and gripping member carried thereby which I use in connection with the supporter as illustrated in Figs. 5 and 6.

Referring to the drawing, 1 indicates the base portion of my improved collar-supporter, while 2 indicates the gripping members carried thereby. In order that the gripping members 2 can pass freely through the fabric comprising a collar, I separate the said gripping members 2 from the base portion 1 by a separator or washer 3, (see Fig. 4). To render the gripping members 2 adjustable, in order that the fabric comprising the collar can be easily pierced, I preferably pivotally attach the said gripping members 2 to the base portion 1, by means of an eyelet 4. In the event of the fabric, which comprises the collar, being thick the pivotally mounted gripping members 2 are advantageous, as a

lever action will be produced, if the said gripping members are swung outwardly and caused to slightly penetrate the fabric, and then pushed inwardly again to the normal position.

Referring to Figs. 6 and 7, the base portion 1 is provided with longitudinally movable sleeves 5, the said sleeves being provided with pivotally mounted gripping members 6. Referring to Fig. 7 it will be seen that the sleeves 5 are of a box formation approximately the same size, in cross section, as the base portion 1. To cause the said sleeves 5 to firmly grip the base portion 1, I preferably sever the bottom member 7, of the sleeves 5, as at 8 (Fig. 7) and bend it inwardly, whereby a resiliency is produced, in other words, when the bottom 7 is bent inwardly the members 9 and 10 thereof become springs, and when the sleeves 5 are passed over the ends of the base portion 1 to perform the function of gripping a collar, the spring members 9 and 10 being in a so to speak compressed position, pressure will be exerted upon the base portion 1, whereby the said sleeves are held in position.

The advantages arising from the construction of the supporter as illustrated in Figs. 6 and 7 are obvious; as the said sleeves 5 can be adjusted longitudinally of the base portion 1, for the purpose of drawing the fabric of the collar taut. The adjustable sleeves 5, also render the piercing of the fabric, by the gripping members 6, an easy operation.

The uses of the invention are not restricted solely to that of a collar supporter, since by moving the pins 6, about their pivotal points, so that they are directed inwardly, or extend towards one another, the device can be used as a means of securing the ends of belts. In this use one pin is engaged with one end of the belt, and the other pin with the opposite end of the belt, the body of the device assuming a horizontal disposition. Again, by turning pins 6, so that they are disposed at right angles to the longitudinal axis of the body 1, they may be used in the place of hooks and eyes, for securing the ends of a collar or belt. In this latter use both ends of the belt, or collar, are penetrated by each of the pins, in an obvious manner.

Having now described my invention, what I claim and desire to secure by Letters Patent is:

A collar supporter, composed of a base, a pair of independent pins, and means for piv-

otally securing each pin to said base said
pins being arranged one at each end of said
base, each of said pins being composed of a
short straight piece of metal having one end
5 enlarged and formed to engage said securing
means, and having the opposite end thereof
pointed, said pins normally occupying a po-
sition in alinement with the longitudinal axis
of said base and being adapted to be swung
10 outwardly and caused to slightly penetrate

the fabric and then moved inwardly to said
normal position at which they are caused to
further penetrate the fabric.

Signed at New York, N. Y., this 13 day of
February, 1908.

NETTIE ILLOWAY.

Witnesses:

EDWARD A. JARVIS,
MILDRED VIALLS.