

R. C. McNUTT.
BOX FASTENER.
APPLICATION FILED SEPT. 17, 1907

907,085.

Patented Dec. 15, 1908.

Fig. 1

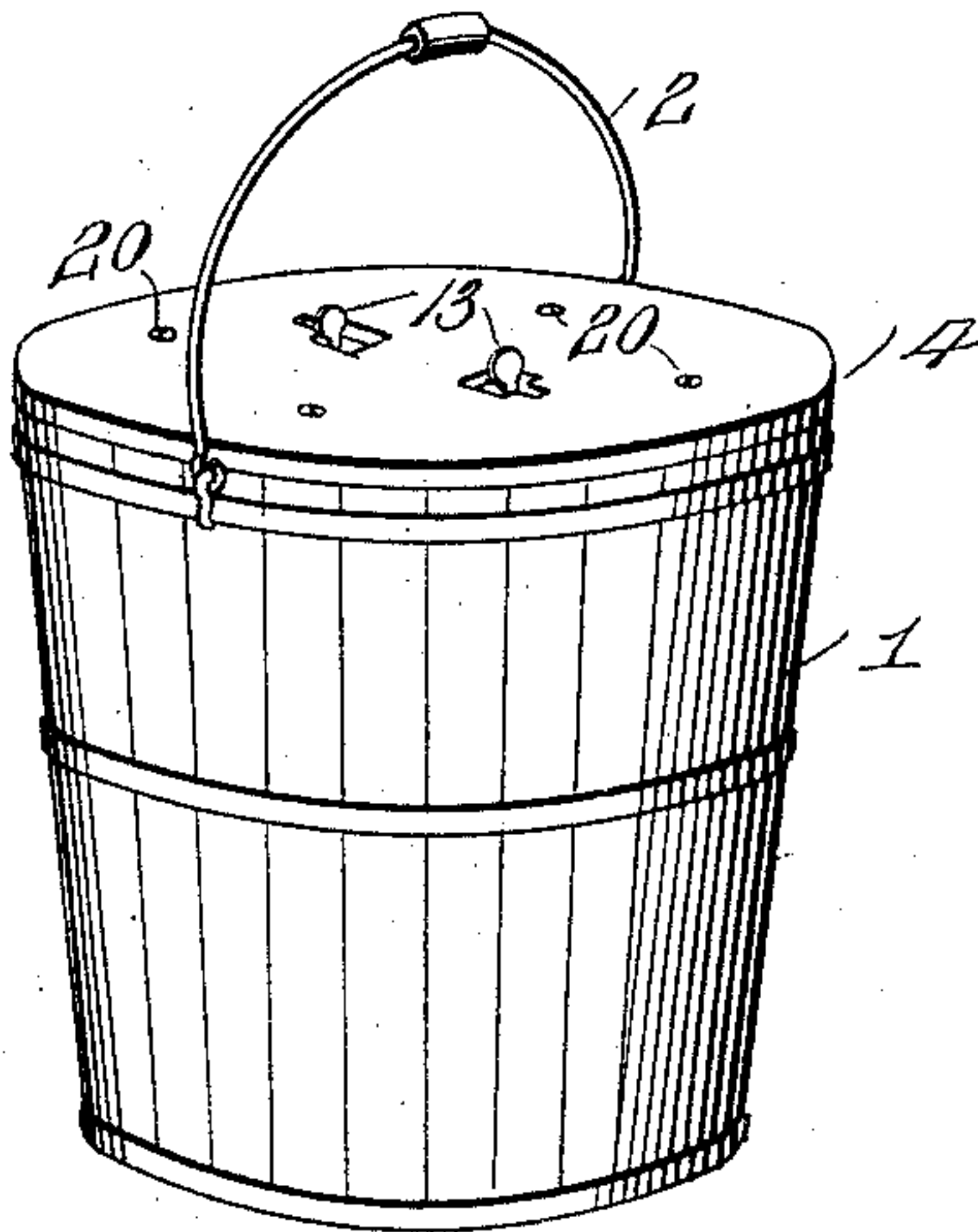


Fig. 2

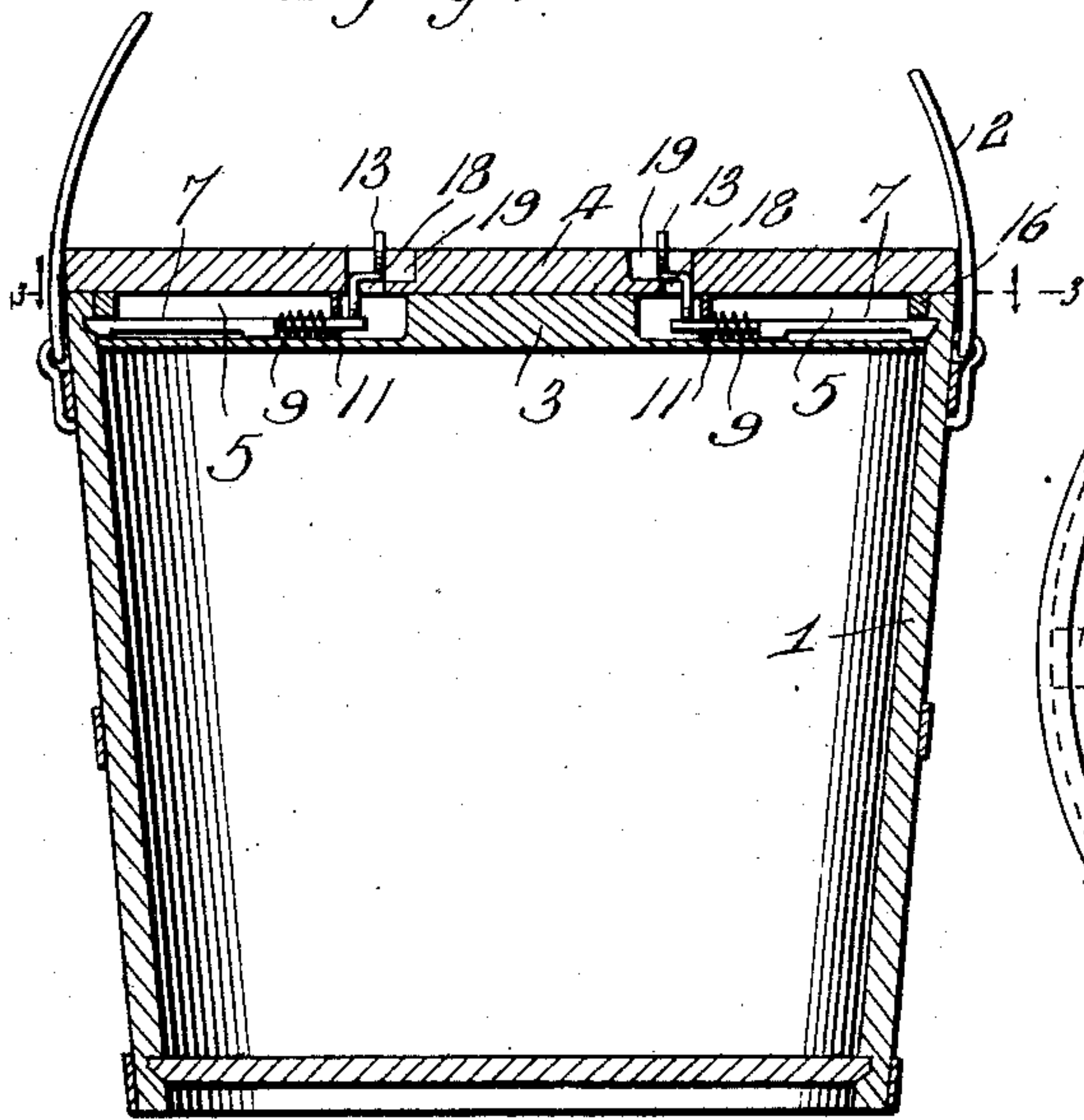


Fig. 3

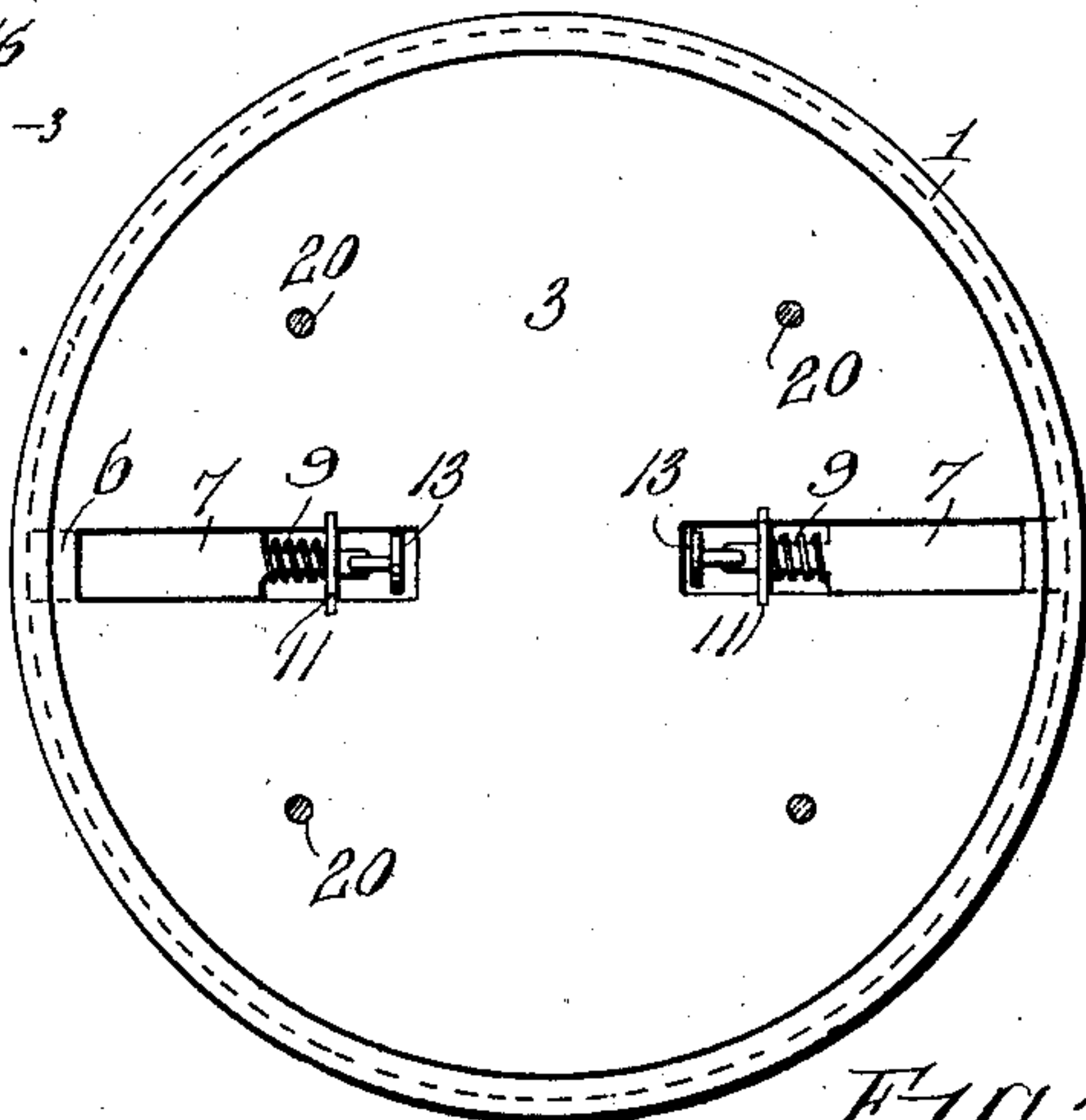


Fig. 5


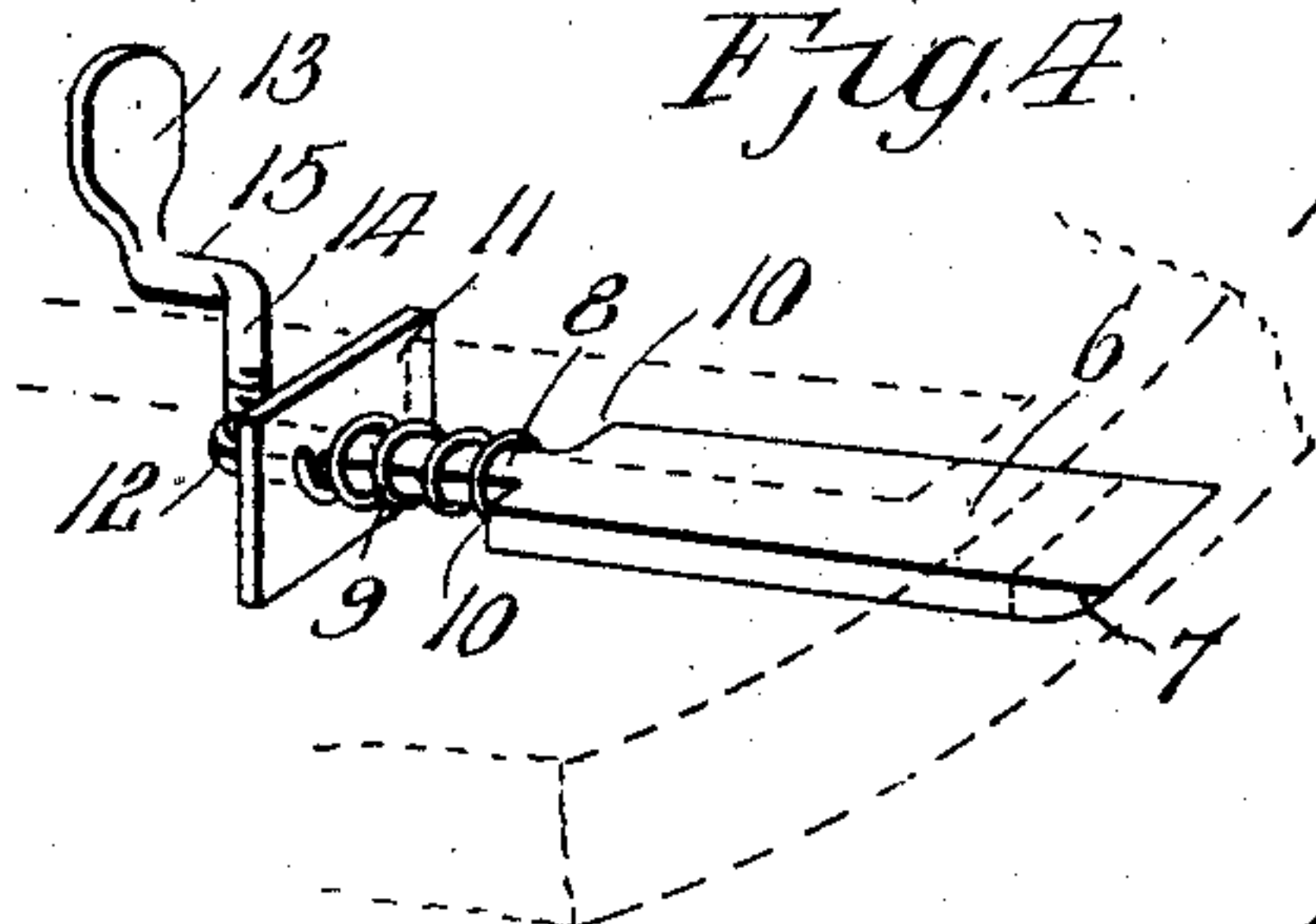


Fig. 4



Witnesses
Frank Hough

[Signature]

Inventor

Ross C. McNutt

By

Victor J. Evans

Attorney

UNITED STATES PATENT OFFICE.

ROSS C. McNUTT, OF MENDOTA, ILLINOIS.

BOX-FASTENER.

No. 907,085.

Specification of Letters Patent.

Patented Dec. 15, 1908.

Application filed September 17, 1907. Serial No. 393,305.

To all whom it may concern:

Be it known that I, Ross C. McNUTT, a citizen of the United States, residing at Mendota, in the county of Lasalle and State of Illinois, have invented new and useful Improvements in Box-Fasteners, of which the following is a specification.

This invention relates to covers for pails and one of the principal objects of the same is to provide a cover which will be held in position upon the pail by spring actuated latches.

Another object of the invention is to provide a cover for wooden pails or buckets which will be held in position by means of spring actuated latches, the finger pieces of the latches being disposed in a position to serve as a handle for removing the cover.

These and other objects may be attained by means of the construction illustrated in the accompanying drawing, in which,

Figure 1 is a perspective view of a pail having a cover fitted thereto, said cover embodying my invention. Fig. 2 is a central vertical section through the same. Fig. 3 is a plan view of the detached cover, the upper member of said cover being removed. Fig. 4 is a perspective view of one of the spring actuated latches for the cover. Fig. 5 is a detail plan view of a portion of the cover showing the disposition of the finger pieces for the latches.

Referring to the drawing for a more specific description of my invention, the numeral 1 designates a pail or bucket provided with a suitable bail or handle 2. The cover of the pail consists of a lower member 3 and an upper member 4, said lower member being provided with oppositely disposed recesses 5 and mounted in said recesses are latches comprising plates 6 having beveled front ends 7 and reduced shanks 8 encircled by a spring 9, said spring bearing at one end against the shoulders 10 on the latch plate and the opposite end of said spring bearing against a stop plate 11 through which the shank 8 freely passes. A threaded eye 12 on the end of the shank 8 provides means for the detachable connection thereto of a finger piece 13 pro-

vided with a threaded shank 14 fitted into the eye 12, said finger piece having a horizontal member 15, as shown more particularly in Fig. 4. The latches are held in place by securing the stop plates 11 between the inner member 3 and the outer member 4 of the cover and the beveled portions 7 of the latches engage recesses in the inner wall of the pail near the upper edge thereof and a hoop or strip 16 is secured to the inner wall of the pail near the upper edge thereof immediately above the beveled portion or head of the latch. The shank 14 of each of the latches extends through a slot 18 in the upper member 4 of the cover and the finger pieces 13 are seated in recesses 19 in the upper surface of the member 4.

From the foregoing it will be obvious that by grasping the two finger pieces and moving one toward the other, the latches will be retracted and the cover may be removed from the pail. The upper member 4 of the cover is secured to the lower member 3 by means of screws 20.

The hoop or strip 16 serves as the flange for the cover for fitting inside the pail.

My invention is of simple construction, and operates efficiently for its purpose.

Having thus described the invention, what is claimed as new, is:—

A pail cover comprising two flat superposed members, the lower member having oppositely disposed recesses formed therein and opening on its periphery, spring actuated latches mounted in the recesses for movement in opposite directions, the upper member having passages formed therein and disposed above the recesses, and finger pieces carried by the latches and disposed outwardly of the upper member, said finger pieces serving as a handle for removing the cover from the pail.

In testimony whereof I affix my signature in presence of two witnesses.

ROSS C. McNUTT.

Witnesses:

ELSIE M. PRENTICE,
JOHN W. DUBBS.