

J. J. MEADE.
TOBACCO RECEPTACLE.
APPLICATION FILED MAY 7, 1908.

906,644.

Patented Dec. 15, 1908.

Fig. 1.

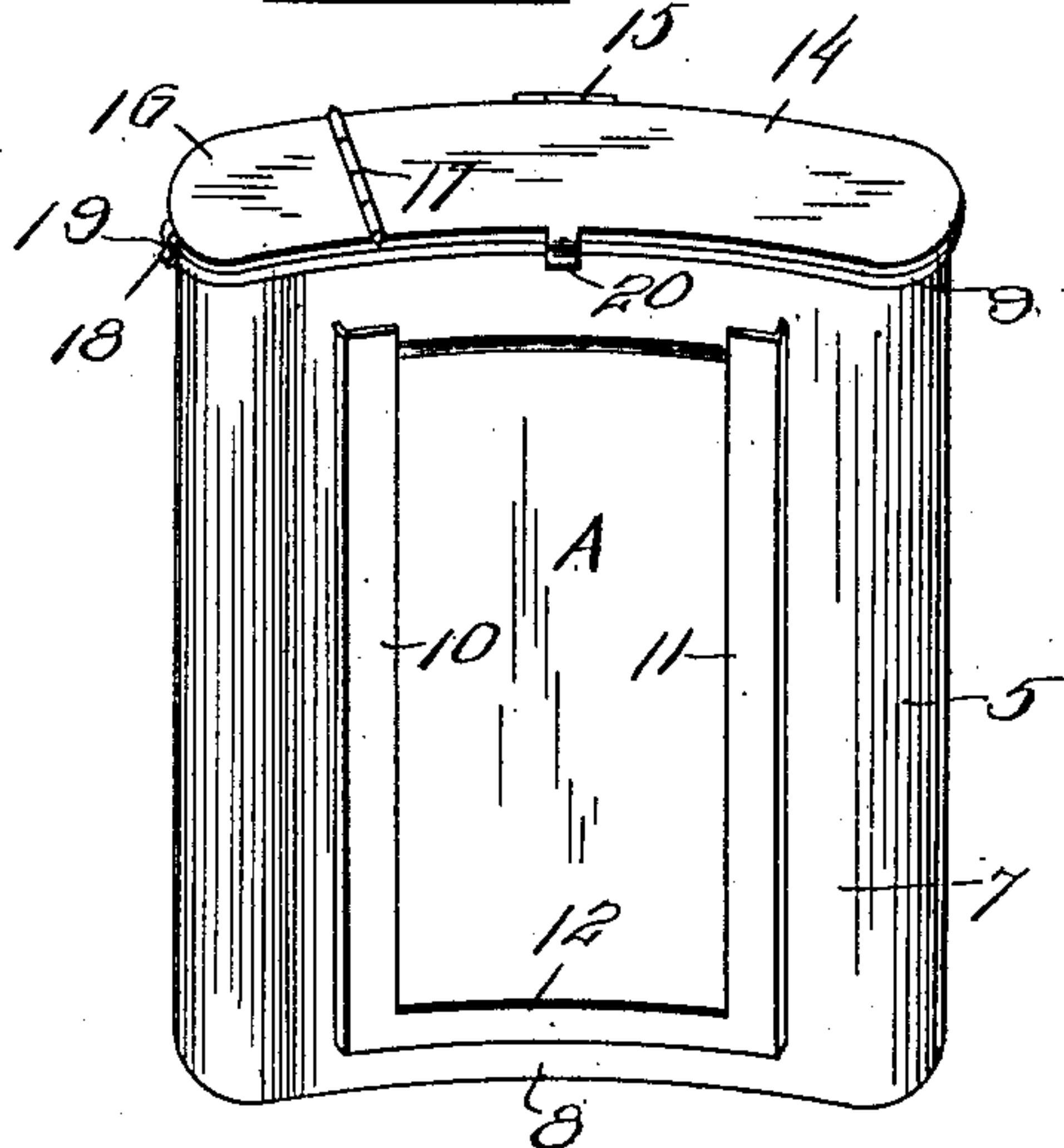


Fig. 2.

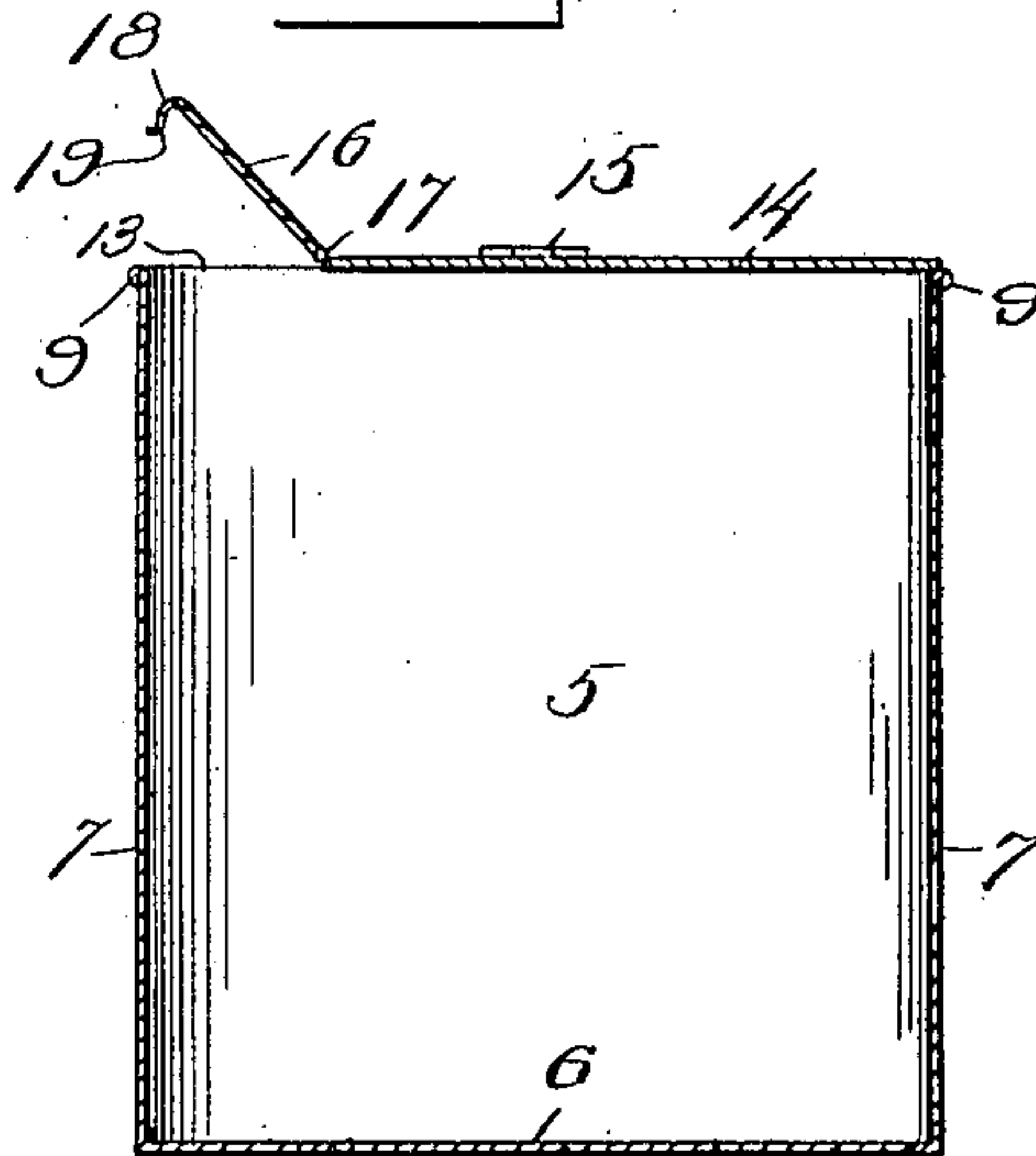


Fig. 3.

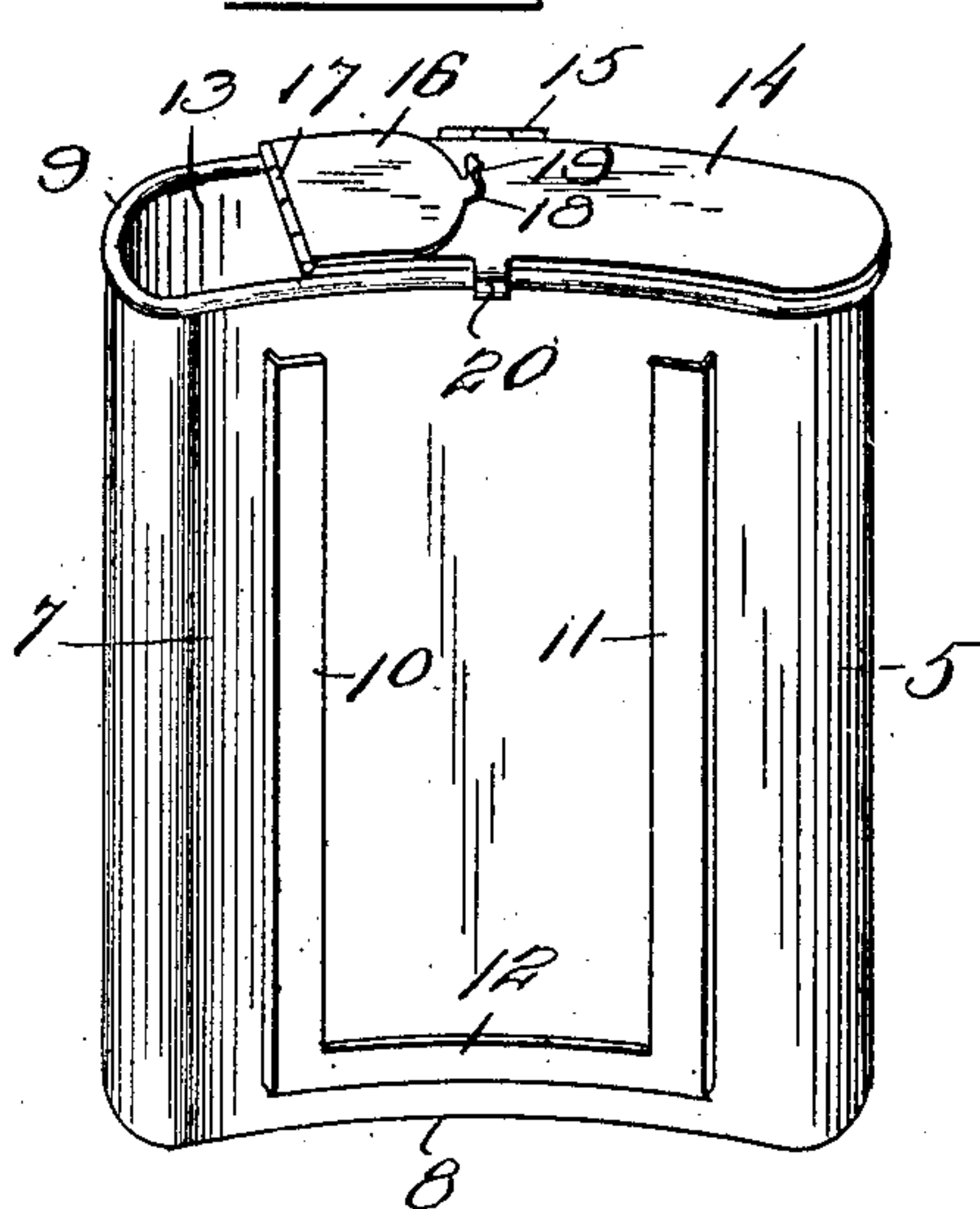
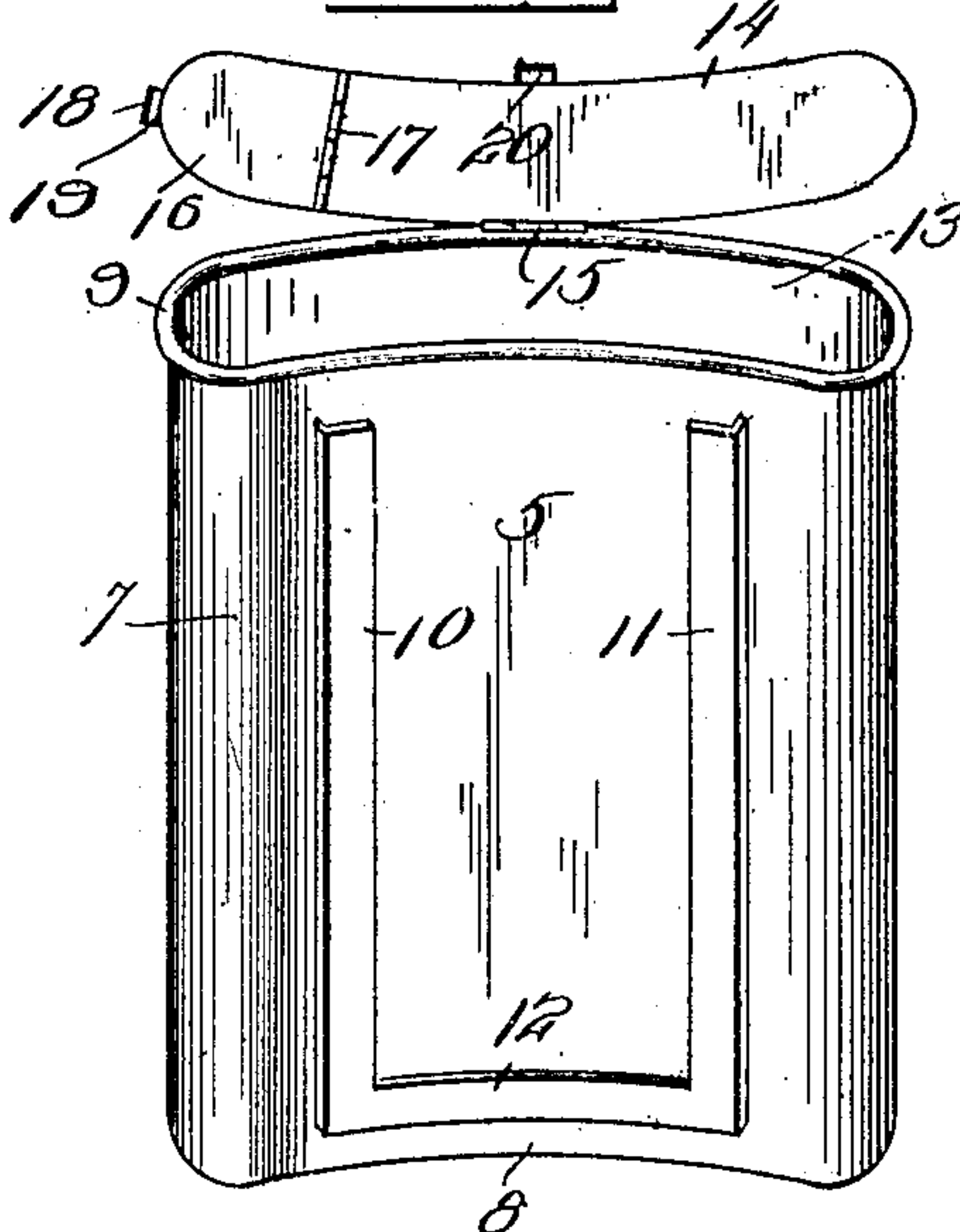


Fig. 4.



J. J. Meade ^{Inventor}

Witnesses
L. L. Crimmon
E. L. Chandler

By *Woodward & Chandler*
Attorneys

UNITED STATES PATENT OFFICE.

JAMES JOSEPH MEADE, OF CHARLESTOWN, MASSACHUSETTS, ASSIGNOR OF ONE-HALF TO
JOHN B. MEARS, OF KELLER, VIRGINIA.

TOBACCO-RECEPTACLE.

No. 906,644.

Specification of Letters Patent.

Patented Dec. 15, 1908.

Application filed May 7, 1908. Serial No. 431,537.

To all whom it may concern:

Be it known that I, JAMES J. MEADE, a citizen of the United States, residing at Charlestown, in the county of Suffolk and State of Massachusetts, have invented certain new and useful Improvements in Tobacco-Receptacles, of which the following is a specification.

This invention relates to receptacles and more particularly to tobacco receptacles.

Heretofore tobacco receptacles used in the vending of tobacco have been constructed principally of a metallic body having a hinged closure or lid adapted to entirely open the entire portion of one end of the receptacle, and it is therefore an object of this invention to provide a receptacle of this character which may be conveniently carried in the pocket of the user, and to so construct the hinged closure therefor that a small portion thereof is hinged for movement at right angles to the remaining portion of the closure so that it may be swung to open one end of the receptacle without opening the remaining portion of the closure and thus enable the user to discharge from the receptacle sufficient tobacco for use in making cigarettes, or for filling pipe bowls without loss of tobacco as experienced with most receptacles heretofore.

It is another object of this invention to construct a receptacle adapted to contain or hold upon its exterior surface a tobacco paper containing book.

Other objects and advantages will be apparent from the following description and it will be understood that changes in the specific structure shown and described may be made within the scope of the claims without departing from the spirit of the invention.

In the drawings forming a portion of this specification, and in which like numerals of reference indicate similar parts in the several views, Figure 1 is a perspective view of the present receptacle the closure being closed, Fig. 2 is a similar view showing the hinged portion partly open, Fig. 3 is a similar view showing the hinged portion entirely open, Fig. 4 is a perspective view showing the closure and its hinged portion in an open position.

Referring now more particularly to the drawings, there is shown a tobacco receptacle comprising a bottom 6 arcuate in plan and provided with vertically extending side walls

7 concaved upon one side, as shown at 8, to conform to the arcuate bottom so that the receptacle may be carried in the pocket, conforming to the contour of the body. The upper edge of the side walls is provided with a bead 9, as shown.

At one side, the receptacle is provided with vertically extending guides 10 and 11 respectively closed at their bottoms by a transversely extending strip 12, and these guides are thus adapted to receive a book A of cigarette papers. The construction is such that the book may be offered by tobacco manufacturers as a special inducement to effect the sale of a particular brand of tobacco, and the construction is also such that a paper containing book may be always had by the tobacco user and which will be held from loss.

The receptacle is open at its upper end as shown at 13 and is adapted to be closed by a lid 14 hinged upon the convex portion of the wall of the receptacle as shown at 15. The lid includes an end portion 16 hinged to the main portion of the lid as shown at 17, the hinge lying at right angles to the hinge 15, as shown. The outer end of the portion 16 is provided with a lip 18 curved inwardly as shown at 19 for engagement beneath a portion of the bead 9 as is obvious. The main portion of the lid 14 is provided with a similar lip 20 which is also arranged to engage the bead to hold the lid closed.

When in use, the receptacle is inverted after the portion 16 has been opened, and tobacco may be conveniently discharged from one end of the receptacle without the necessity of opening the entire lid 14, and thus tobacco may be discharged in the proper quantity and without loss thereto.

While the receptacle is particularly adapted to contain tobacco, it will of course be understood that it may be used for containing talcum powder or other similar material.

What is claimed is:

1. A tobacco receptacle having a hinged closure, said closure having a hinged portion for partly opening one end of said receptacle, and cigarette paper retaining means carried by said receptacle.

2. A tobacco receptacle comprising a horizontally flattened body portion opened at its upper end, said portion being curved longitudinally of its major horizontal dimension to present concave and convex side walls, a curved lid for the opened end of the body

portion, said lid being hinged to the convex wall of the body portion, and including a main portion and a minor end portion hinged thereto, said hinge extending transversely of the lid, and separate means for holding the main portion of the lid and the hinged portion in closed position.

3. In a tobacco receptacle, the combination with a transversely flattened hollow body portion opened at its upper end, said body portion being curved longitudinally of its major horizontal dimension to present side walls having outer convex and concave surfaces respectively, of a top including a main portion and a minor hinged end portion

disposed in position to close the upper end of the body portion, said main portion being hinged to one of the walls for movement into and out of operative position, said minor end portion being hinged to the main portion transversely thereof for movement into and out of position to close one end of the opening of the body portion.

In testimony whereof I affix my signature, in presence of two witnesses.

JAMES JOSEPH MEADE.

Witnesses:

MARY RIORDAN,
WILLIAM P. McLEOD.