

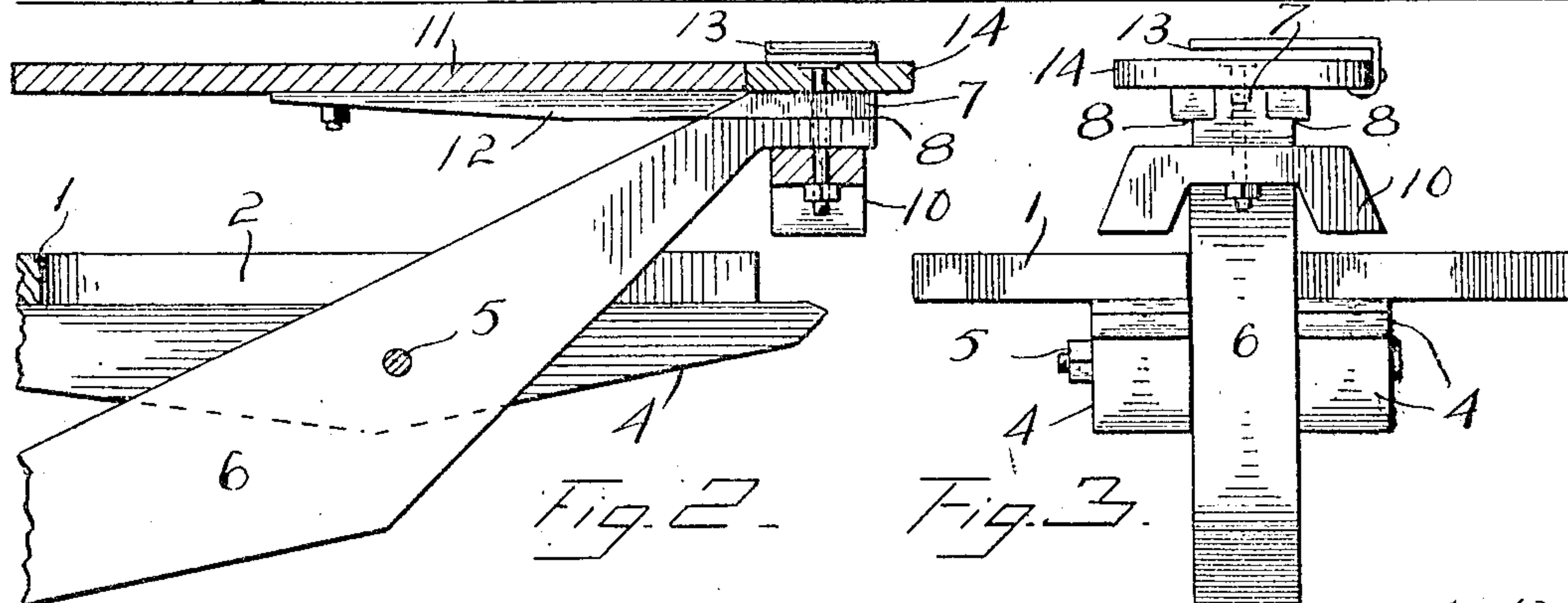
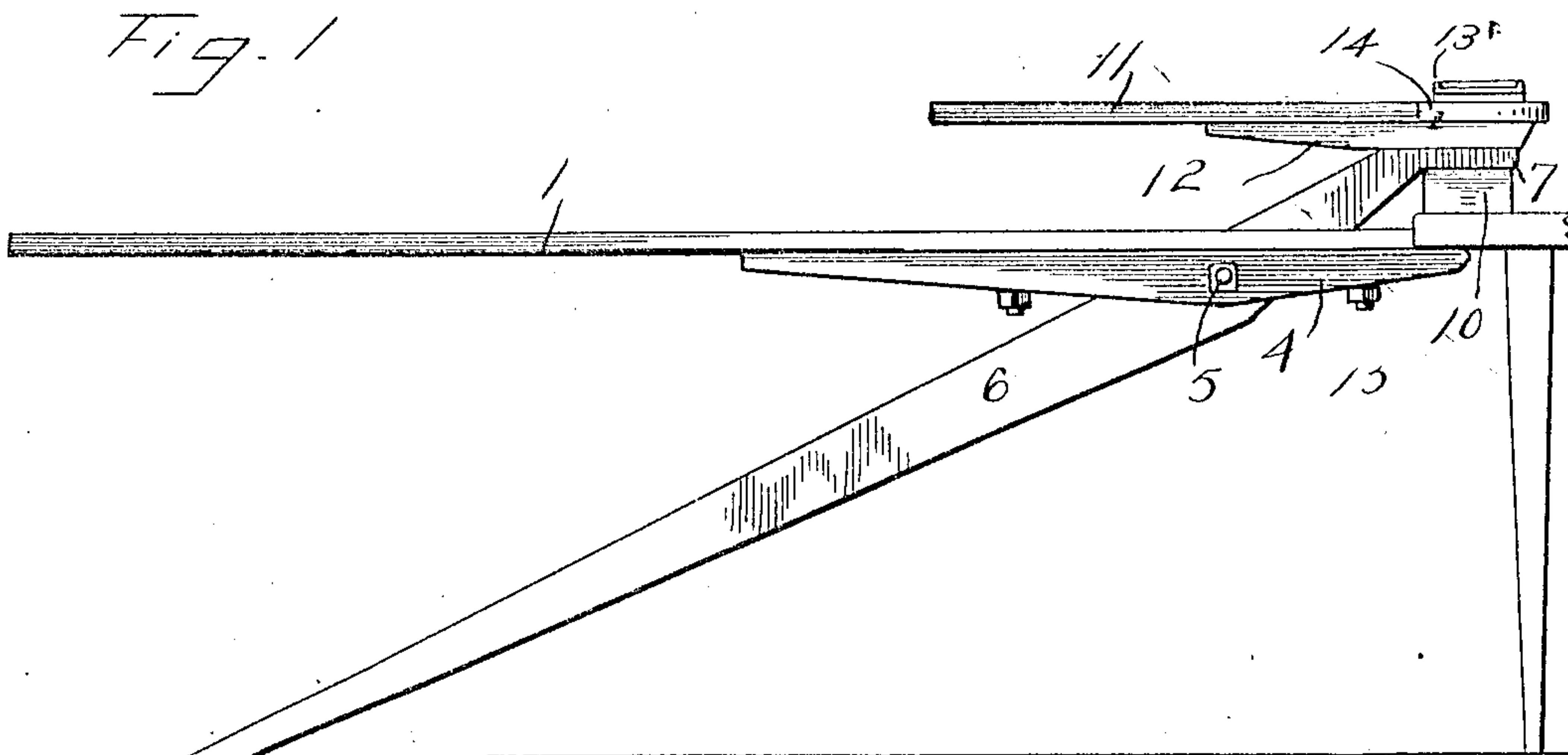


G. W. & C. W. BITTLE.  
IRONING BOARD.  
APPLICATION FILED JUNE 8, 1938.

906,503.

Patented Dec. 15, 1908.



Witnesses  
*J. C. Simpson*  
*M. J. Miller*

Inventors  
*George W. Bittle.*  
*Charles W. Bittle.*

*Charles Chandler*  
Attorneys

# UNITED STATES PATENT OFFICE.

GEORGE W. BITTLE AND CHARLES W. BITTLE, OF CLARKSTON, WASHINGTON.

## IRONING-BOARD.

No. 906,503.

Specification of Letters Patent.

Patented Dec. 15, 1908.

Application filed June 8, 1908. Serial No. 437,330.

*To all whom it may concern:*

Be it known that we, GEORGE W. BITTLE and CHARLES W. BITTLE, citizens of the United States, residing at Clarkston, in the county of Asotin, State of Washington, have invented certain new and useful Improvements in Ironing-Boards; and we do hereby declare the following to be a full, clear, and exact description of the invention, such as will enable others skilled in the art to which it appertains to make and use the same.

This invention has relation to a new and useful improvement in ironing boards.

The object of our invention is to provide a new and simple ironing board to be removably secured to the edge of a table by means of a clamping standard which locks the board against longitudinal or lateral displacement, the board being provided with a detachable sleeve board and a shelf adapted to hold the iron as will be described more fully hereinafter.

In the accompanying drawings we have shown in Figure 1 an elevation of an ironing board embodying our invention disclosing the same as secured to the edge of the table. Fig. 2 shows an enlarged detached detail sectional view of ironing board. Fig. 3 shows an end view of the ironing board. Fig. 4 shows a top view of the ironing board, and Fig. 5 is a top view of the sleeve board.

In carrying out the object of our invention we use a board 1 provided at the base or flat end with a slot or opening 2. Skirting the edge of this slot are the two cleats 4, 4 which extend along the ironing board 1 a considerable distance as is shown in Fig. 1 to form a brace for said board. These cleats are perforated and provided with the bolt 5. As shown in Fig. 1 the cleats 4 project beyond the end of the ironing board. Pivottally held within the slot 2 and between the cleats 4 is the supporting standard 6 pivottally carried by the pin 5 in the manner disclosed in Fig. 1. At its upper end this standard is provided with the neck 7 forming a reduced ex-

tension adjacent to which are formed the supporting shoulders 8. Secured to the upper end of the standard 6 and immediately above the shoulders 8 is the shelf 14 to which shelf is fixed the support 13 adapted to receive the sad irons.

In conjunction with the ironing board 1 we use the sleeve board 11 provided with the two extending cleats 12 these cleats being so positioned as to snugly engage the neck portion 7 and fit between the shoulders 8 and the shelf 14.

The parts may be constructed in any desired size.

To the under surface of the upper end of the standard 6 is secured the jaw 10. In securing the ironing board the edge of the table is pinched between the cleats 4 and the jaw 10, this construction also preventing any lateral displacement of the board as the flat end of the ironing board rests against the edge of the table, and

Having thus described our said invention what we claim as new and desire to secure by U. S. Letters Patent is—

The combination with an ironing board; of a standard connected to said board and extending thereabove, a laterally reduced upper end formed on said standard, shoulders at the junction of the upper end and body of the standard, a shelf secured upon the reduced upper end of the standard, said shelf forming a pair of slots in connection with the shoulders, a sleeve board, cleats on said sleeve board spaced to fit within the slots and support the sleeve board by engagement between said shelf and the shoulders on the standard.

In testimony whereof, we affix our signatures, in presence of two witnesses.

GEORGE W. BITTLE.  
CHARLES W. BITTLE.

Witnesses:

W. M. CLEMENSON,  
ALICE HALLIDAY.