

COUCH BED.

APPLICATION FILED NOV. 1, 1907.

905,702.

Patented Dec. 1, 1908.

2 SHEETS-SHEET 1.

*Fig. 1.*

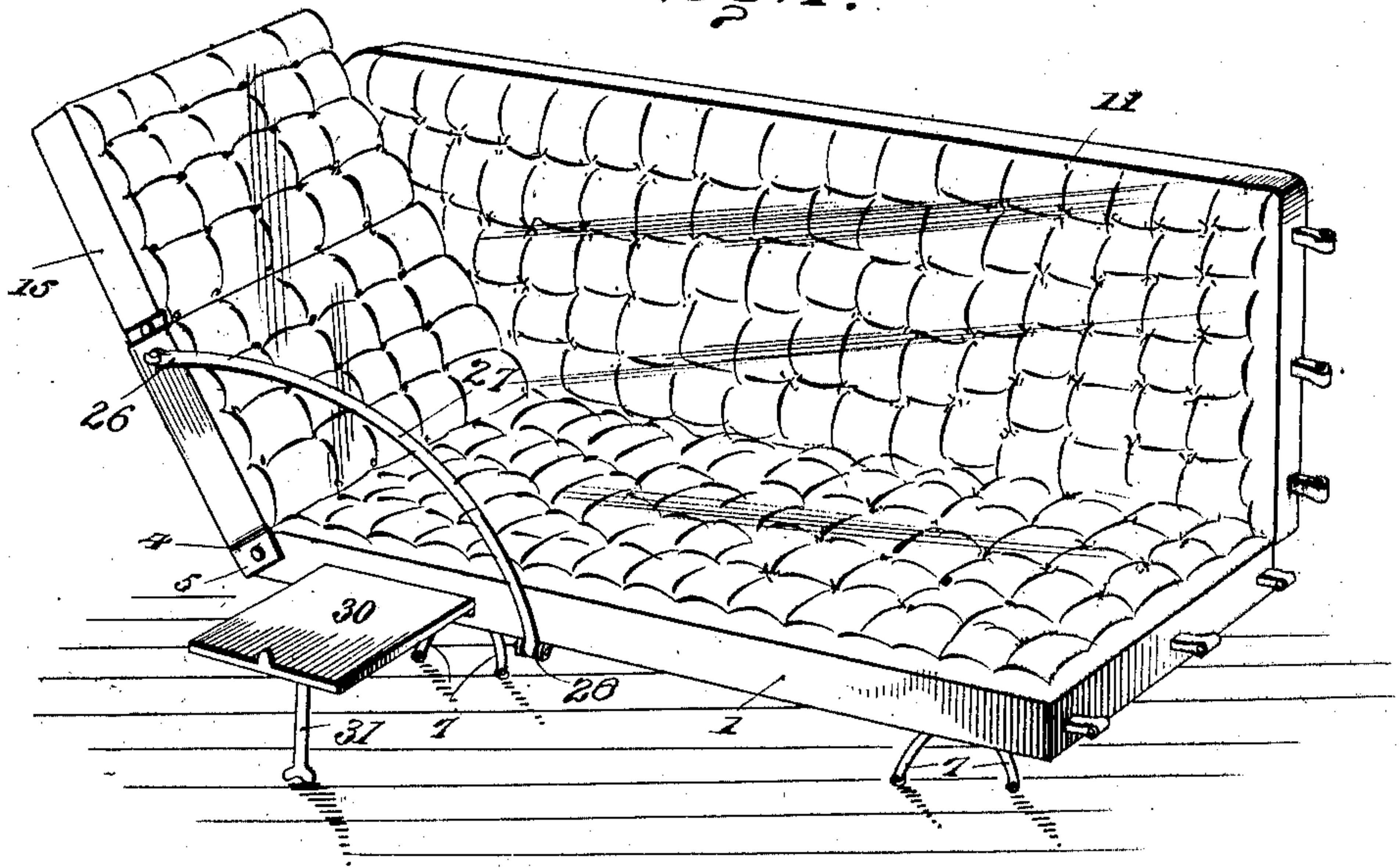
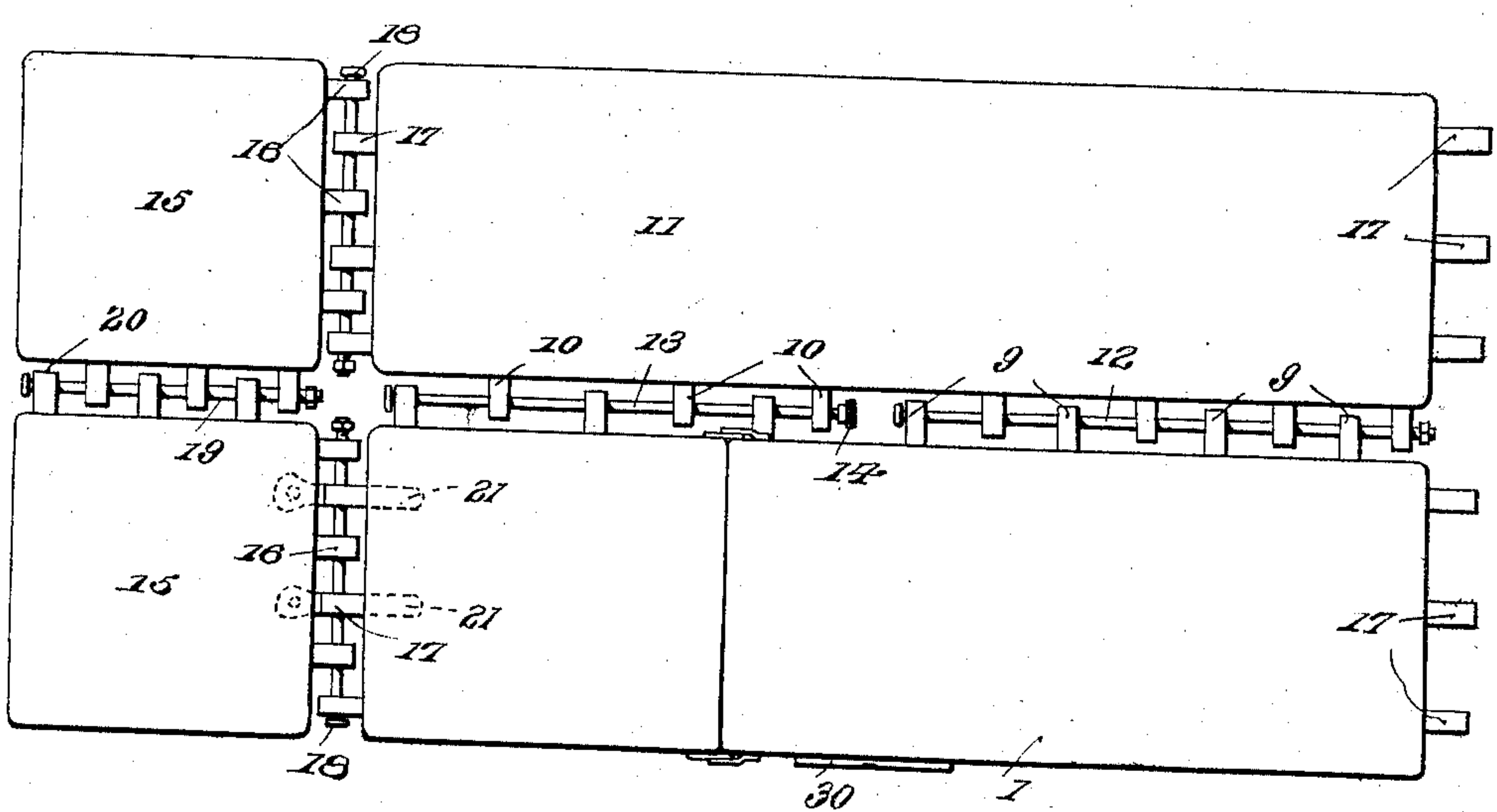


Fig. 2.



Inventor

Witnesses

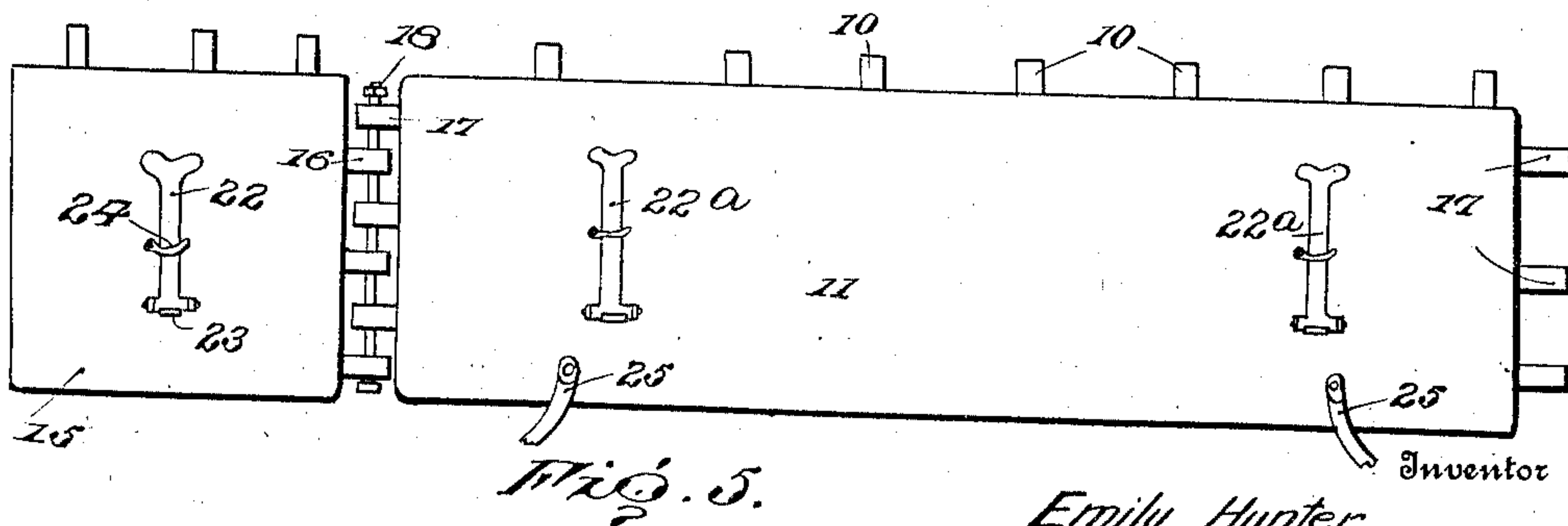
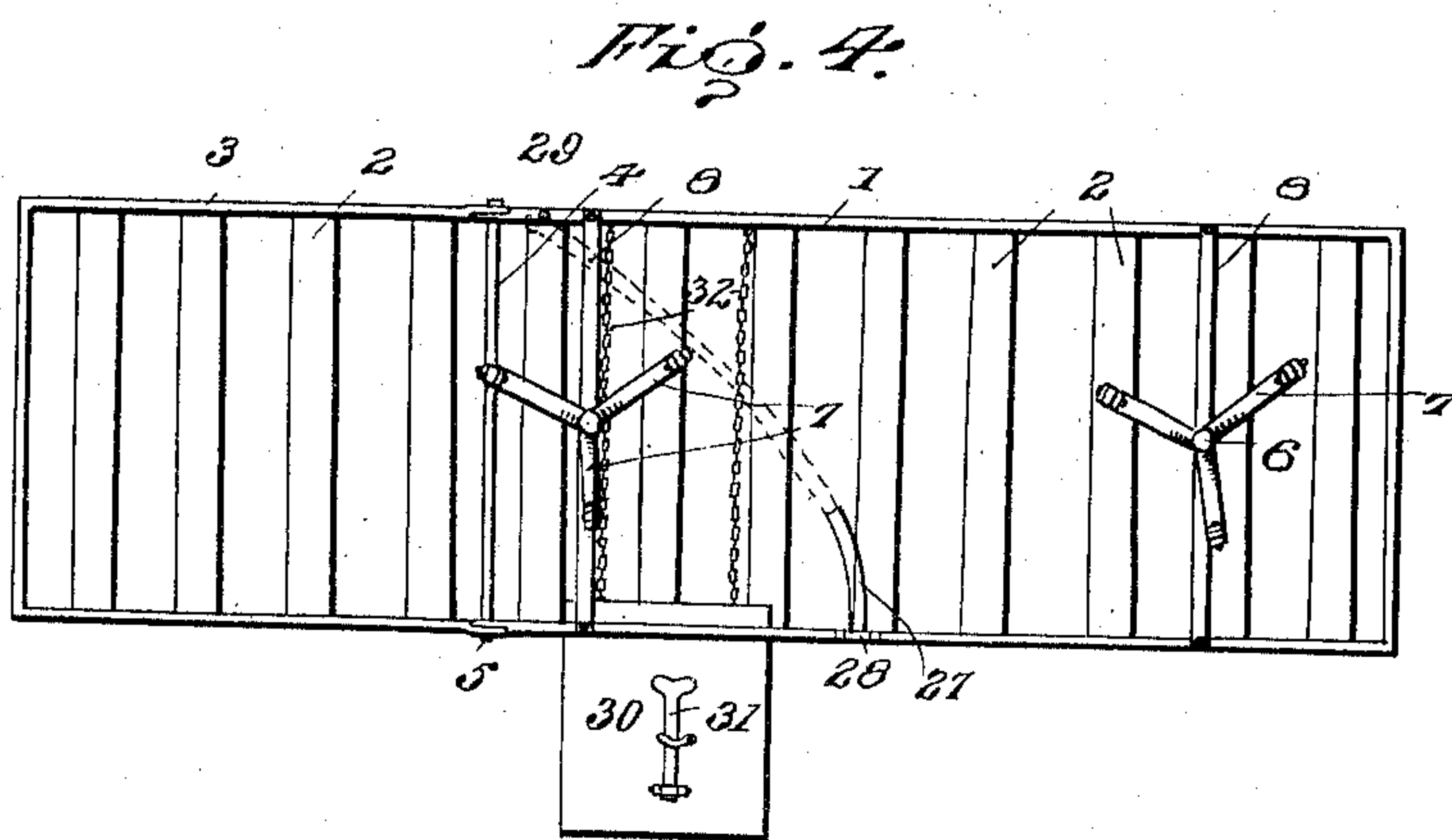
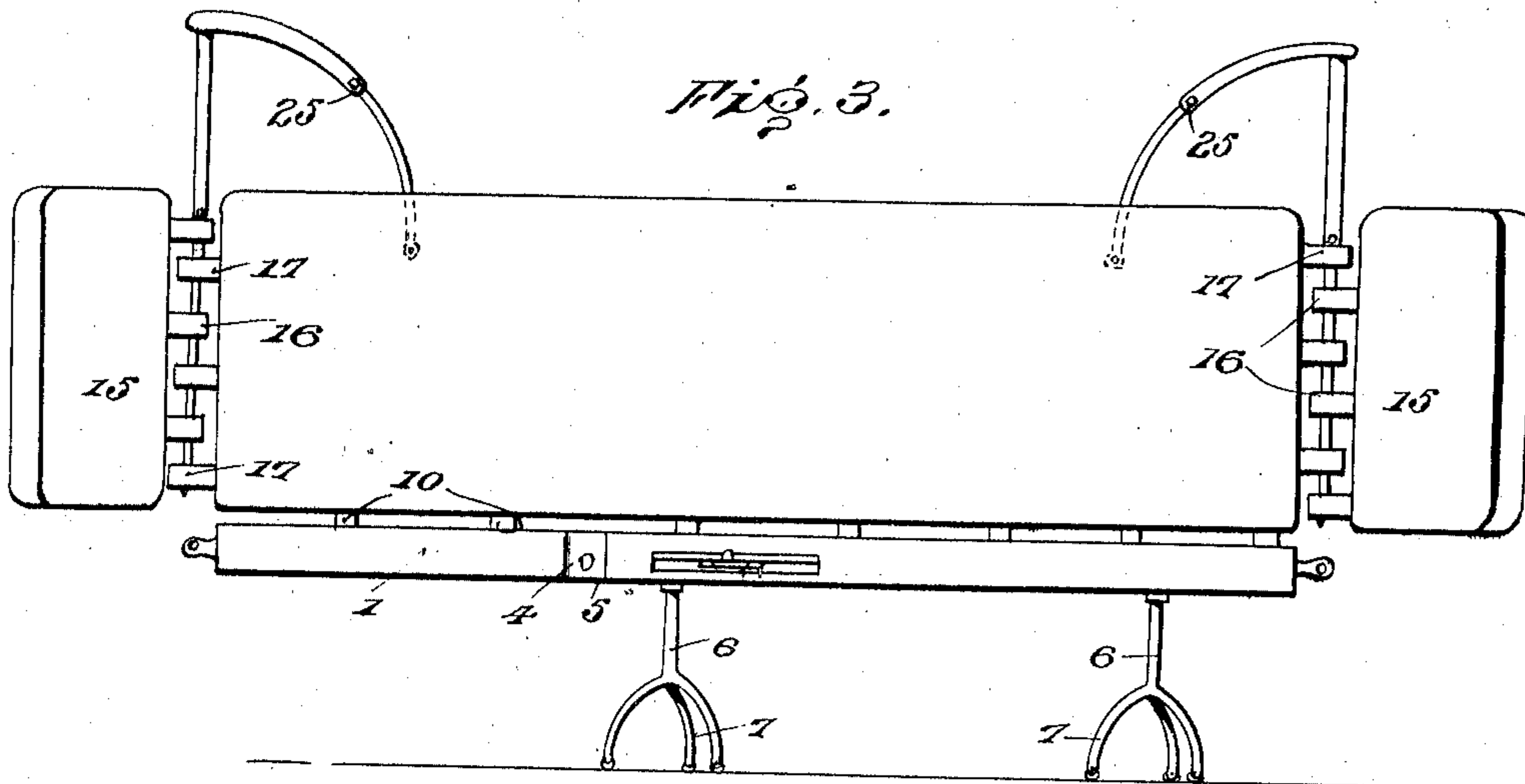
Emily Hunter

C. C. Phillips  
W. P. Woodson

34

*Pharazany. Attorneys*

E. HUNTER.  
 COUCH BED.  
 905,702.  
 APPLICATION FILED NOV. 1, 1907.  
 Patented Dec. 1, 1908.  
 2 SHEETS—SHEET 2.



Witnesses

*C. Phillips*  
*W. H. Woodson*

By

*W. H. Macy*  
 Attorneys



# UNITED STATES PATENT OFFICE.

EMILY HUNTER, OF GONZALES, TEXAS.

## COUCH-BED.

No. 905,702.

Specification of Letters Patent.

Patented Dec. 1, 1908.

Application filed November 1, 1907. Serial No. 400,233.

*To all whom it may concern:*

Be it known that I, EMILY HUNTER, a citizen of the United States, residing at Gonzales, in the county of Gonzales and State of Texas, have invented certain new and useful Improvements in Couch-Beds, of which the following is a specification.

This invention contemplates certain new and useful improvements in convertible beds and couches, and the invention has for its object a simple, durable and efficient construction of couch or bed which is composed of comparatively few parts that may be readily assembled and changed or adjusted so as to expeditiously convert the couch into a single or double bed, and vice versa, as well as to adjust the couch so that its occupant may recline thereon. And a further object of the invention is a device of this character in which a table is embodied, the table being capable of being drawn out so as to form a book rest for invalids at the side of the couch or bed, and of being pushed in to the bottom of the device, where it will be held out of the way when not in use.

With these and other objects in view as will more fully appear as the description proceeds, the invention consists in certain constructions, arrangements and combinations of the parts that I shall hereinafter fully describe and then point out the novel features in the appended claims.

For a full understanding of the invention, reference is to be had to the following description and accompanying drawings, in which:

Figure 1 is a perspective view of my invention arranged as a couch, one end being omitted or detached and the other end arranged to support a person in a reclined position; Fig. 2 is a top plan view of the invention arranged as a double bed, the upholstery being omitted for the sake of clearness; Fig. 3 is a front elevation of the device arranged as a couch or sofa, the ends being shown partly open; Fig. 4 is an inverted plan view of the bottom; and, Fig. 5 is a rear view of the back.

Corresponding and like parts are referred to in the following description and indicated in all the views of the drawings by the same reference characters.

My improved convertible couch and bed comprises a bottom 1 which is preferably composed of a framework as shown with transverse slats 2 to support the ordinary

springs and mattress, or other upholstery arrangements, and which is preferably provided at one end with a hinged section 3 that may be tilted up into an inclined position to form an inclined back or head-rest for the couch or bed. This hinged section 3 may be connected to the main section of the bottom 1 by means of a transversely extending hinge rod 4 mounted at its ends in the ornamental metallic strips or plates 5, as clearly illustrated in the drawings. The bottom 1 is provided with legs 6 which may be of tripod form, as indicated at 7, with roller casters, so that the device may be easily moved over the floor. In the present instance the legs 6 are connected to the transversely extending brace rods 8, as shown.

One side edge of the bottom 1 is provided with a series of apertured knuckles 9 designed to coact with corresponding knuckles 10 on the back 11, for the reception of hinge rods, so that the back may be moved to an upward position at right angles to the bottom, or to be folded backwardly to lie in the same plane therewith. Preferably two hinge rods connect the back and bottom together. One of these hinge rods, designated 12, extends along a portion only of the back and bottom through a predetermined number of oppositely facing knuckles and may be permanently secured thereto, while the hinge rod 13 extending along the remaining portions of the back and bottom and located at the hinged section 3 is preferably detachable so that it may be removed whenever it is desired to raise the hinged section 3, and for this purpose, it is provided at one end with a threaded detachable cap 14.

15 designates the two ends of the convertible couch and bed. These ends are provided with apertured knuckles 16 designed to coact with corresponding knuckles 17 on the end edges of the back and bottom, respectively, and detachable hinge rods may be inserted through the registering knuckles 16 17 at the same end of the back and bottom, when the former is folded backwardly into a horizontal position, so as to form a double bed, as illustrated in Fig. 2. When the device is thus arranged, a detachable hinge rod 19 is inserted through registering knuckles 20 on the adjoining edges of the ends 15 to secure said ends together. And the said ends are provided with hinged legs 22 designed to be swung down into engagement with the floor to



properly support the ends of the bed, each of said legs 22 being provided with a brace 23 to hold it in proper outer position, the free end of each leg being designed for engagement with a hook 24 whenever it is desired to hold the leg folded up against the outer side of the end. Preferably the back 11 is also formed with corresponding legs 22<sup>a</sup>, so as to support the back properly when it is folded down to form the bed. One of the ends 15 is provided at its end that is hinged to the section 3 of the bottom, with cleats 21 designed to project into engagement with the lower side of the section 3 so as to hold said end and said section in proper alinement when they are both moved to an inclined position.

If desired, either one or both ends may be secured to the back when the device is arranged as a couch or sofa, by means of levers 25 carrying hinge rods, as shown, pivotally connected to the rear side of the back 11.

In order to hold the hinged section 3 of the bottom, with its end 15 in an inclined position, the said hinged section is provided at either one or both sides with a hook 26 designed for engagement with the apertured end of a brace 27. This brace is preferably curved as shown and is hinged at one end to a bracket 28 so that it may be folded across the bottom 1 or swung to a substantially upright position so that it may be engaged with the hook 26. When not in use, the brace 27 may be engaged with a hook 29 secured to the inner side of the bottom, as clearly illustrated in the drawing.

One side bar of the bottom 1 is slotted, and a table 30 is designed to slip in and out of said slot, said table being provided with a hinged leg 31 which may be folded upwardly against the lower side of the table when the same is slid inwardly into the framework of the bottom. The outward movement of the table is limited by means of chains or cords 32.

From the foregoing description in connection with the accompanying drawings, it will be seen that I have provided a very simple, durable and efficient construction of device of this character which may be readily converted from a couch to a bed, and vice versa, and be adjusted and arranged in a variety of positions. For instance, the back may be folded down to lie in a plane coincident with the bottom and both ends may be secured to the same ends of the bottom and back, respectively, and supported in elevated position, so as to produce a double bed. Or, if desired, the back may be moved to a vertical position and the two ends be folded down to form a single bed, or with the two ends and back arranged vertically with the ends secured to the back, a couch may be formed, and the couch may be adjusted so as to maintain one end in an inclined position for a back and head-rest by

removing the hinge rod 13 and swinging the hinged section 3 and its end 15 upwardly and securing them in inclined position by means of the brace rod 27.

Having thus described the invention, what is claimed as new is:

1. A convertible bed and couch, comprising a bottom and a back, said bottom being provided with a vertically movable hinged section, and a hinged connection between the back and bottom designed to permit the back to be folded downwardly, said hinge connection permitting the back to swing about an axis at right angles to the axis of the hinged section of the bottom consisting of a series of apertured knuckles connected to the adjoining edges of the bottom to its hinged section and the back respectively, two hinge rods extending longitudinally through the said two series of knuckles, one of said rods extending along the hinged section of the bottom and being removable and means for holding such hinged section in inclined position, as and for the purpose set forth.

2. A convertible couch and bed comprising a bottom and a back and two ends, the back having a hinged connection with the bottom and both bottom and back formed at their ends with apertured hinge knuckles, the ends being hinged to the bottom and back, respectively, the hinge connection of one of said ends consisting of apertured knuckles secured to said end and a detachable hinge rod adapted to extend through said knuckles and through the knuckles of the back and bottom, whereby the said end may be secured to one end of the bottom, or be removed therefrom and attached to one end of the back, as and for the purpose set forth.

3. A convertible couch and bed comprising a bottom, a back, and two ends, the back having a hinged connection with the bottom, the ends being hinged to the bottom and back, respectively, the said hinged connection of one of the ends being removable whereby such end may be secured to one end of the bottom or be removed therefrom and attached to one end of the back adjoining the other hinged end, as and for the purpose set forth.

4. In a device of the character described, a bottom provided with a hinged section adapted to assume an inclined position therewith said section being provided with a hook and a brace rod hinged to the bottom to swing underneath the same in a plane at right angles to the length thereof, the brace rod being provided at one end with an aperture designed for the reception of said hook.

5. A convertible bed and couch, comprising a bottom and a back, a hinged connection between the back and bottom designed to permit the back to be swung downwardly,



the bottom being provided with a vertically movable hinged section arranged with its axis at right angles to the axis about which the back swings, and vertically movable ends hinged to the outer end of the hinged section of the bottom and to the opposite end of the bottom, respectively, and means for holding the hinged section of the bottom and its connected end in an inclined position.

6. A convertible bed and couch comprising a bottom and a back, said bottom being provided with a vertically movable hinged section, a hinged connection between the back and bottom designed to permit the back to be folded downwardly, the hinged connection being removable between the back and the hinged section of the bottom,

ends secured to the outer end of the hinged section of the bottom and the opposite end of the bottom, respectively, the connection between the hinged section of the bottom and its end being a hinged one, means for holding the hinged section of the bottom in an inclined position, and cleats secured to the end that is hinged to the movable section of the bottom and designed to extend over such section, whereby to hold said end and the section in alinement.

In testimony whereof I affix my signature in presence of two witnesses.

EMILY HUNTER. [L. S.]

Witnesses:

C. K. WALTER,  
J. C. ROMBERG.