

C. L. PETERS.
SHOW CASE.
APPLICATION FILED APR. 30, 1908.

905,452.

Patented Dec. 1, 1908.

Fig. 4.

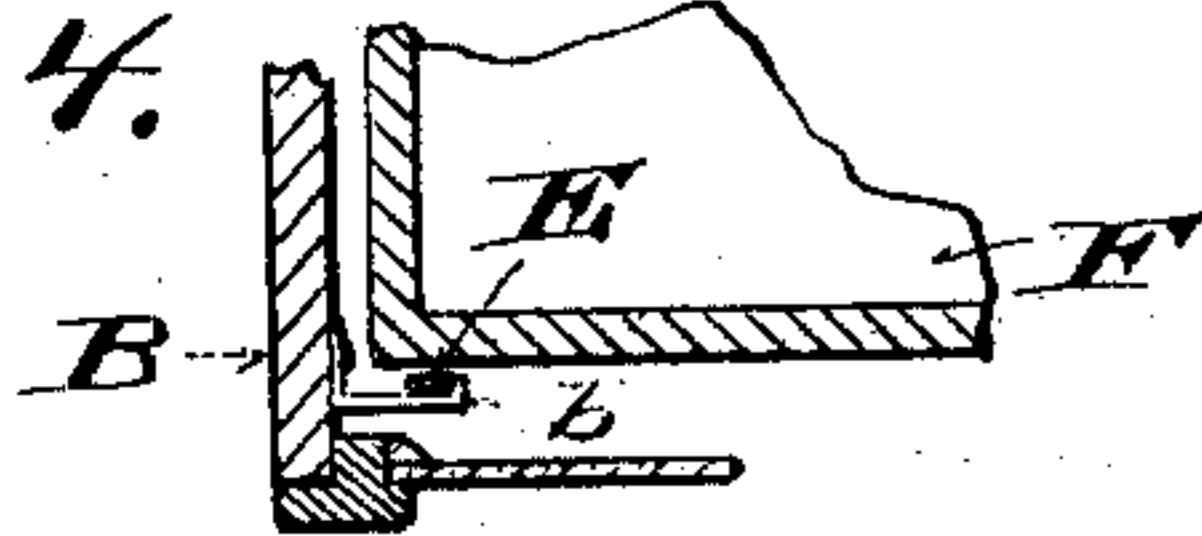


Fig. 1.

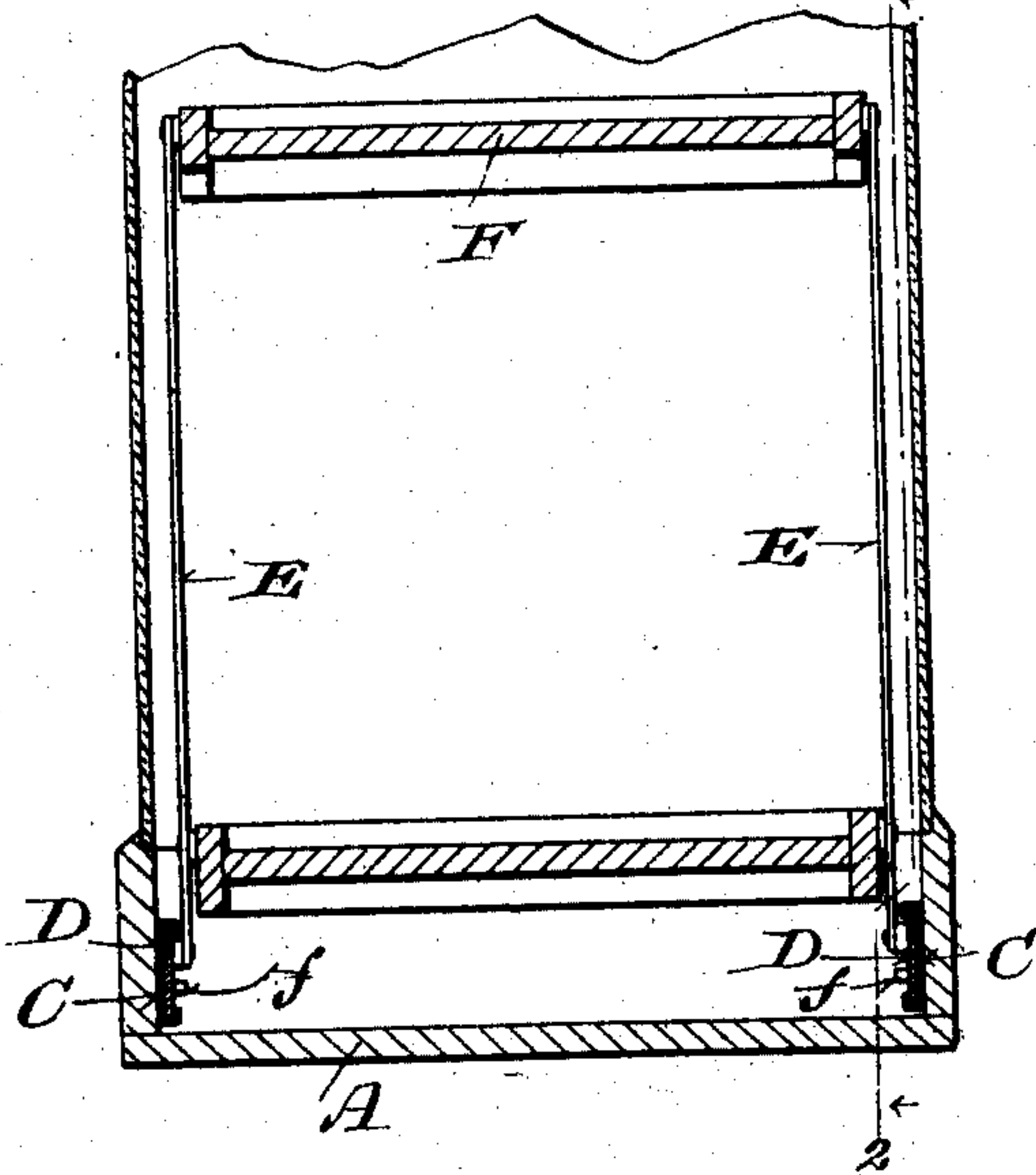


Fig. 2.

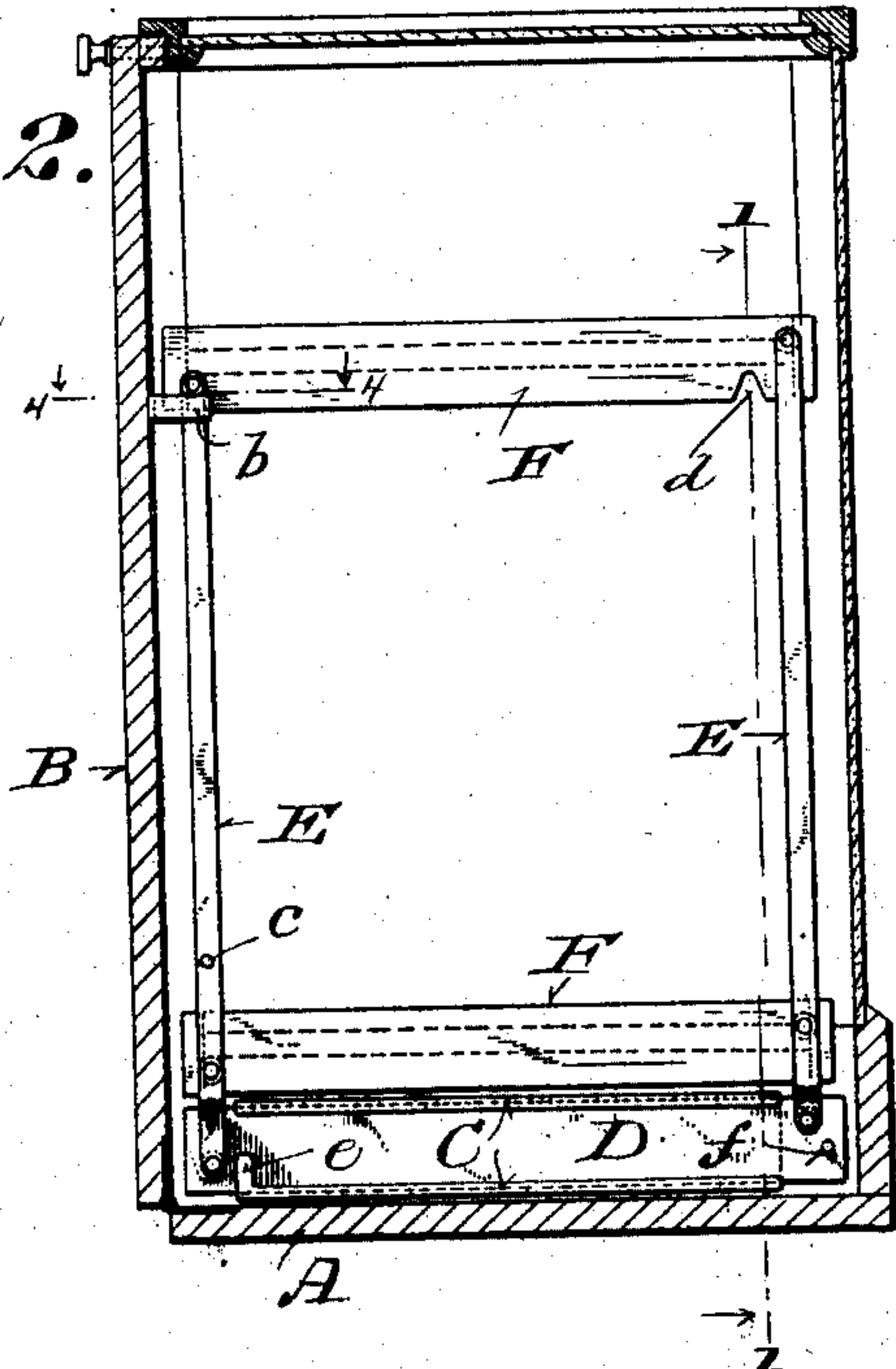


Fig. 5.

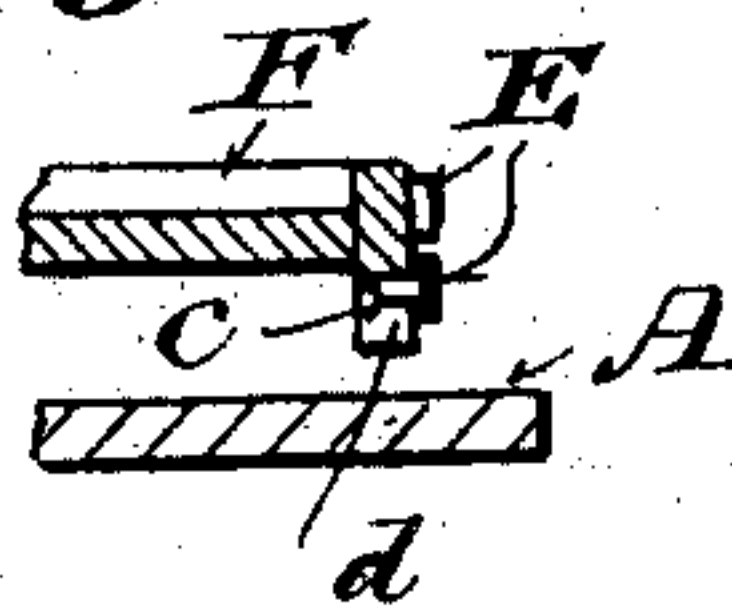
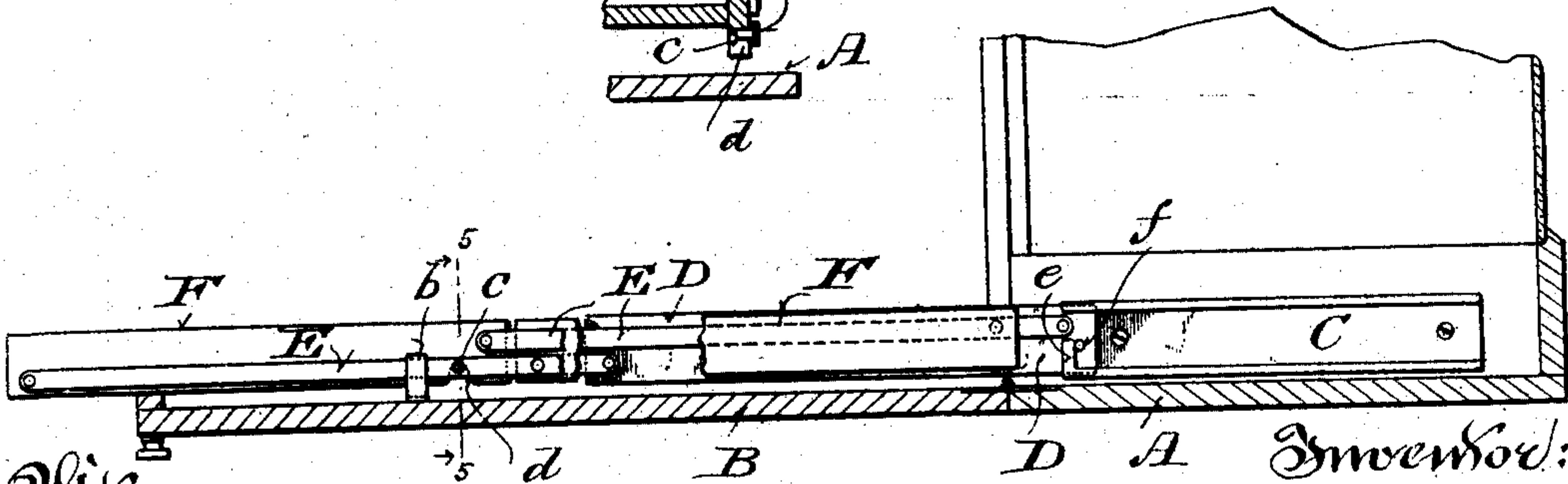


Fig. 3.



Witnesses:
George Falker
Ralph Nelson.

Inventor:
Charles L. Peters.
By Clifton Young,
Attorneys.

UNITED STATES PATENT OFFICE.

CHARLES L. PETERS, OF MARINETTE, WISCONSIN.

SHOW-CASE.

No. 905,452.

Specification of Letters Patent.

Patented Dec. 1, 1908.

Application filed April 30, 1908. Serial No. 430,052.

To all whom it may concern:

Be it known that I, CHARLES L. PETERS, a citizen of the United States, and resident of Marinette, in the county of Marinette and State of Wisconsin, have invented certain new and useful Improvements in Show-Cases; and I do hereby declare that the following is a full, clear, and exact description thereof.

My invention consists in what is herein set forth with reference to the accompanying drawings and pointed out in the claims, its object being to provide show-cases, each having shelves hung in connection with normally vertical links attached to slides and controlled by a hinged drop-side of the case, whereby all the shelves may be alined on the same horizontal plane outside of the case when the drop-side of same is swung down, exhibition and selection of shelved goods being thus facilitated.

Figure 1 of the drawings represents a sectional view of a fragment of a show-case in accordance with my invention, the same being indicated by line 1—1 in the second figure; Fig. 2, a sectional view of the case as a whole having its drop-side in normal position, the section being indicated by lines 2—2 in Fig. 1; Fig. 3, a similar view of a fragment of the case having its drop-side swung down to horizontal position and all its shelves in alinement parallel to said drop-side, parts in the view being broken; Fig. 4, a horizontal section of a detail indicated by line 4—4 in Fig. 2, and Fig. 5, a cross-section of a detail indicated by line 5—5 in Fig. 3.

Referring by letter to the drawings, A indicates the base of an angular show-case having one or more glazed sides and a preferably glazed top, one of the sides B being hinged to said base and normally held in vertical position by a latch or other suitable means.

Parallel sides of the case-base are provided with inner guides C for slides D at right-angles to the normal plane of the drop-side of the case, and suitably connected to each slide is a pair of normally upright links E to which a plurality of shelves F are pivotally connected, these shelves being of tray form or otherwise according to the demands of the trade.

A hook b of the drop-side of the case normally engages an adjacent link E near an

upper end of same and operates to impart outward swing to all the links when said side of the case is swung down, there being eventual automatic clearance of said hook and link, due to the disposition of the centers on which said drop-side of the case and said link are swung. The link with which the hook b engages is provided with a lateral pin c upon which the upper shelf of the series comes to rest when the same is swung down to horizontal position and this pin aids to start said upper shelf on its return to normal position, incidental to an upward swing of the drop-side of the case.

In order that the several shelves may lie on the same horizontal plane when swung down, the upper shelf is provided with a pin-notch d to obtain the necessary clearance. The upper shelf being swung down to horizontal position the connected shelves may be slid outward on the drop-side of the case to bring the lower shelf clear of said case, all the shelves being then in the best position for exhibition of goods thereon, whereby selection by a buyer is facilitated. To limit outward draw of the shelves each guide C is provided with a stop e in the path of a lateral pin f of the companion slide.

The dimensions of the show-case and the number of swing shelves of same may be indefinitely varied, as may also the minor details of construction.

I claim:

1. A show-case having a drop-side, suitably arranged normally upright swing-links, shelves hung in connection with the links, and means in connection with the drop-side of the case for starting outward swing of the links.

2. A show-case having a drop-side, suitably arranged normally upright swing-links, shelves hung in connection with the links, and a hook extending from said drop-side of the case to normally engage an adjacent link.

3. A show-case having a drop-side, suitably arranged normally upright swing-links, shelves hung in connection with the links, means in connection with said drop-side of the case for starting outward swing of the links, and a pin extending from a link to be in the path of the outermost shelf that rests thereon in horizontal position.

4. A show-case having a drop-side, parallel guides within the case, slides engaging the guides, normally upright links in connec-

tion with the slides, shelves hung in connection with the links, and means in connection with the drop-side of said case for starting outward swing of the links.

- 5 5. A show-case having a drop-side, parallel guides within the case, slides engaging the guides, means limiting outward movement of the slides, normally upright links in connection with the slides, shelves hung
10 in connection with the links, and means in

connection with the drop-side of said case for starting outward swing of the links.

In testimony that I claim the foregoing I have hereunto set my hand at Marinette, in the county of Marinette and State of Wisconsin in the presence of two witnesses.

CHAS. L. PETERS.

Witnesses:

L. C. WEMPLE,
W. N. LUEM.