

D. C. MITCHELL.

NECKTIE.

APPLICATION FILED MAY 5, 1908.

904,710.

Patented Nov. 24, 1908.

Fig. 1.

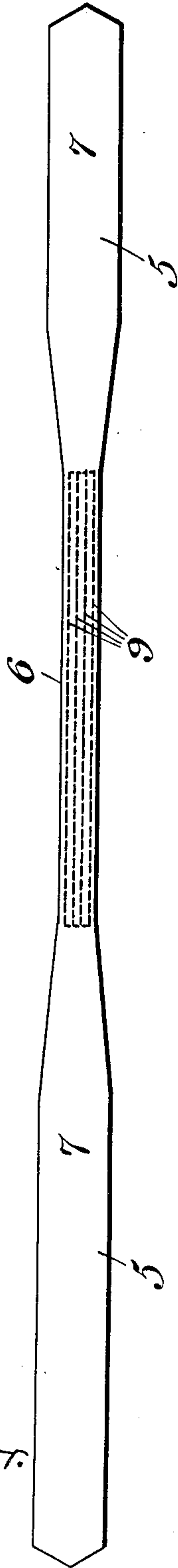


Fig. 2.

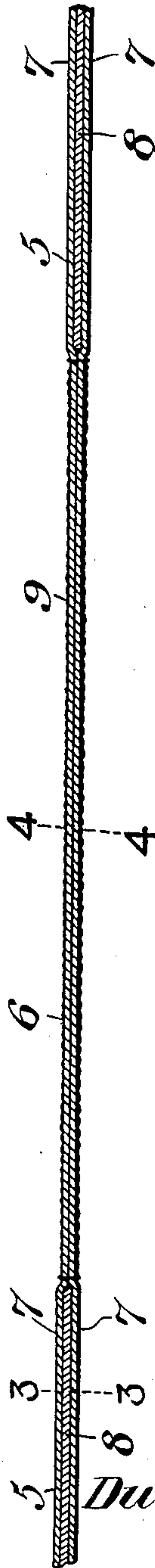
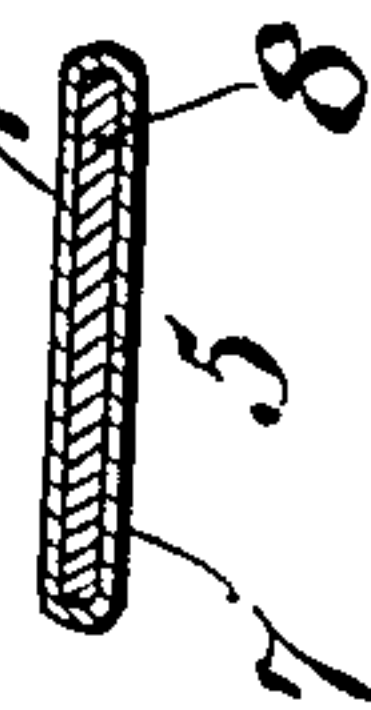


Fig. 4.



Fig. 3.



Witnesses  
Howard D. Orr.  
B. J. Foster.

By

Dwight C. Mitchell,  
Inventor,  
E. J. Siggers.

Attorney

# UNITED STATES PATENT OFFICE.

DWIGHT C. MITCHELL, OF GASPORT, NEW YORK.

## NECKTIE.

No. 904,710.

Specification of Letters Patent.

Patented Nov. 24, 1908.

Application filed May 5, 1908. Serial No. 431,045.

*To all whom it may concern:*

Be it known that I, DWIGHT C. MITCHELL, a citizen of the United States, residing at Gasport, in the county of Niagara and State of New York, have invented a new and useful Necktie, of which the following is a specification.

It is a well known fact that difficulty is often experienced in drawing four-in-hand or other neck ties through doubled or turn-down collars, and also making them stay in position after they have been tied.

The primary object of the present invention is to provide a novel tie of the above type that will slip freely through a turn-down or similar collar, will securely hold its position when tied, and is no more expensive to manufacture than the ties now in general use.

The preferred form of construction is illustrated in the accompanying drawings, wherein:—

Figure 1 is a face view of the tie. Fig. 2 is a longitudinal sectional view through a portion of the same. Figs. 3 and 4 are cross sectional views respectively on the lines 3—3 and 4—4 of Fig. 2.

Similar reference numerals designate corresponding parts in all the figures of the drawings.

In the embodiment illustrated, the tie comprises end portions 5 connected by an integral intermediate flat portion 6 narrower than the end portions. The tie is made up of separate continuous sides 7 of textile material and the end portions contain padding 8, located between said opposite sides, said padding terminating at or short of the central portion 6. The sides of the central portion lie flat against each other and are secured together by longitudinal and trans-

verse rows of stitching 9. Thus the central or intermediate portion is thinner and narrower than the end portions and constitutes a flexible strip that will slip freely through a collar of the turn-down variety, besides being somewhat elastic in its character, so that it will more effectively hold the tie in position after being tied.

From the foregoing, it is thought that the construction, operation and many advantages of the herein described invention will be apparent to those skilled in the art without further description, and it will be understood that various changes in the size, shape, proportion and minor details of construction may be resorted to without departing from the spirit or sacrificing any of the advantages of the invention.

Having thus fully described my invention, what I claim as new, and desire to secure by Letters Patent, is:—

A neck tie comprising end portions and an intermediate flat portion connecting the end portions, said intermediate portion being integral with and of less width than the end portions, said end and intermediate portions comprising opposite sides formed of continuous textile material, padding located in the end portions and terminating at or short of the intermediate portion, and lines of stitching passing through the intermediate portion of the sides and securing the same flat against each other.

In testimony, that I claim the foregoing as my own, I have hereto affixed my signature in the presence of two witnesses.

DWIGHT C. MITCHELL.

Witnesses:

T. FRANK WALKER,  
MARY A. KENNEDY.