

J. T. FERRES.  
 PACKING OR SHIPPING BOX.  
 APPLICATION FILED FEB. 27, 1906.

903,555.

Patented Nov. 10, 1908.

2 SHEETS—SHEET 1.

Fig 1




Fig 2

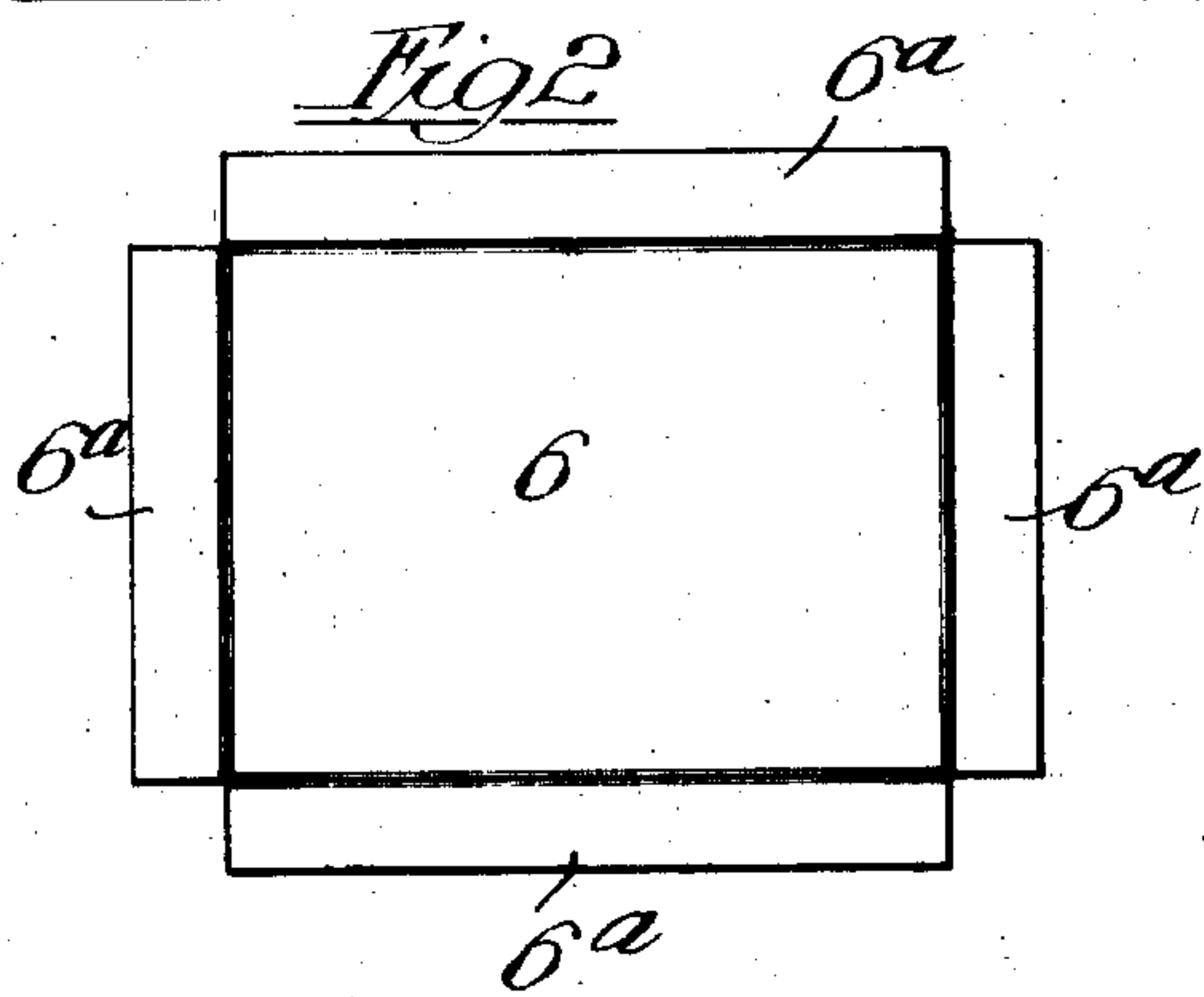


Fig 3

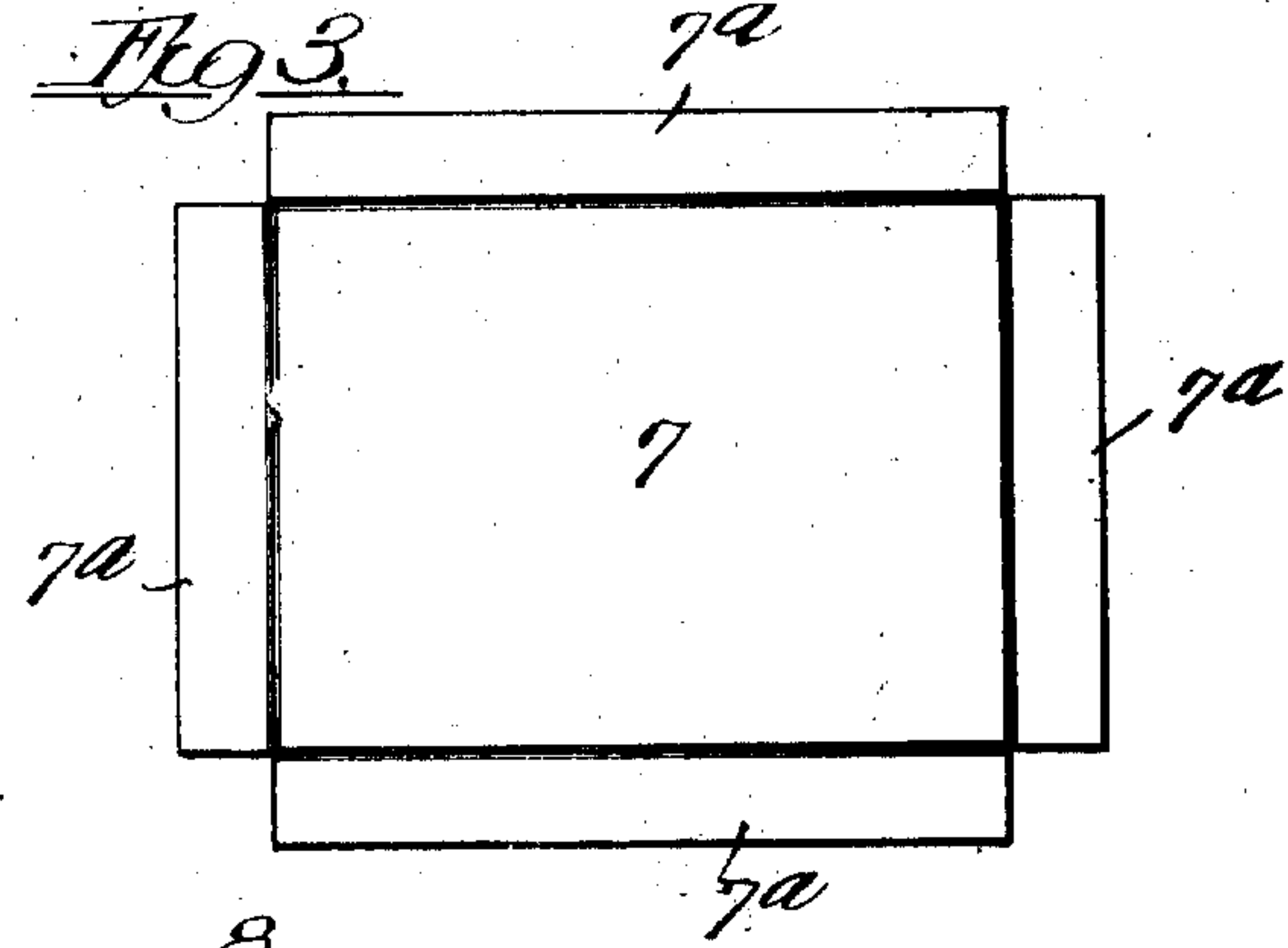


Fig 4

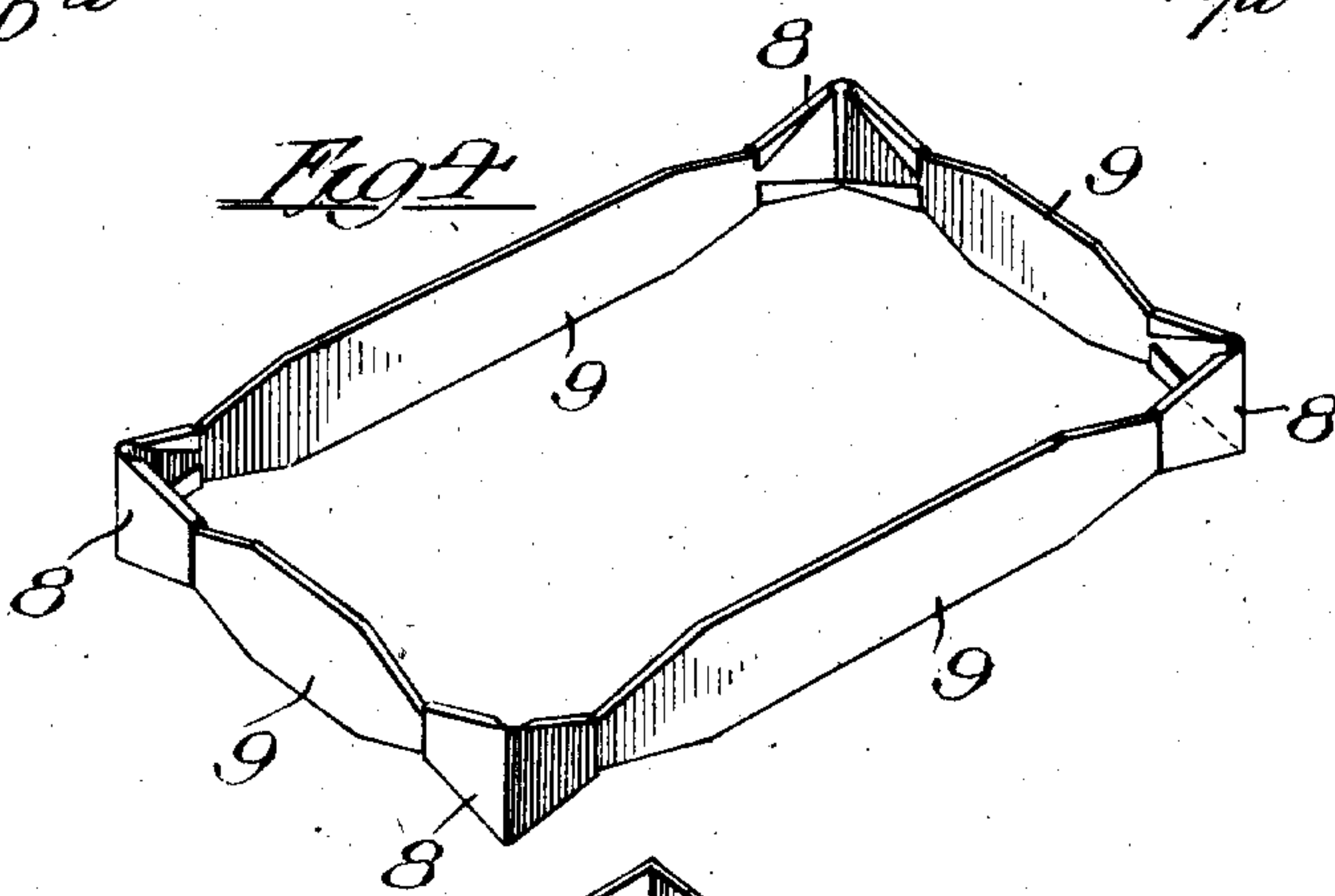
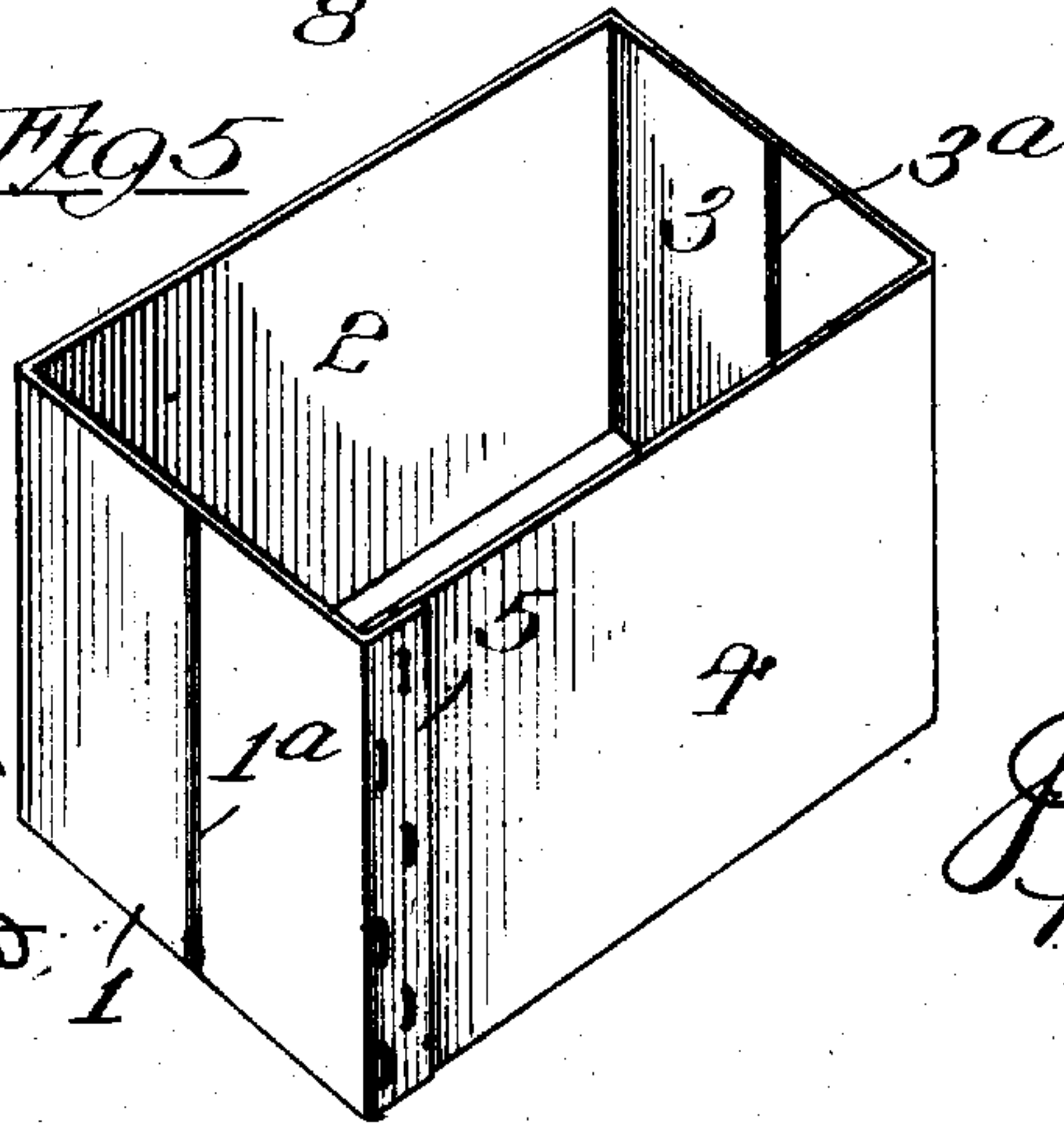


Fig 5



Witnesses

Edw. A. Barrett

Edwin H. Smythe

Inventor

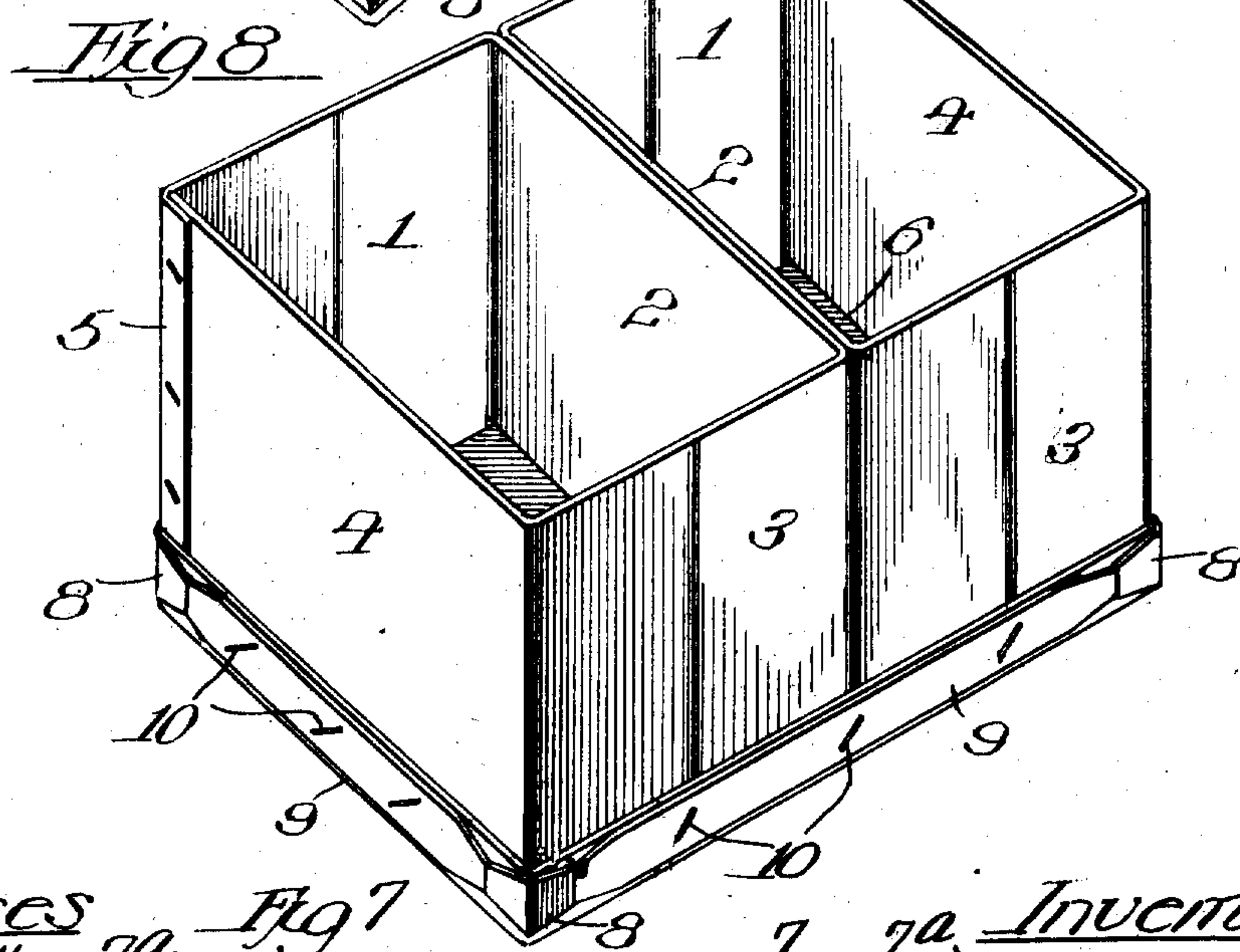
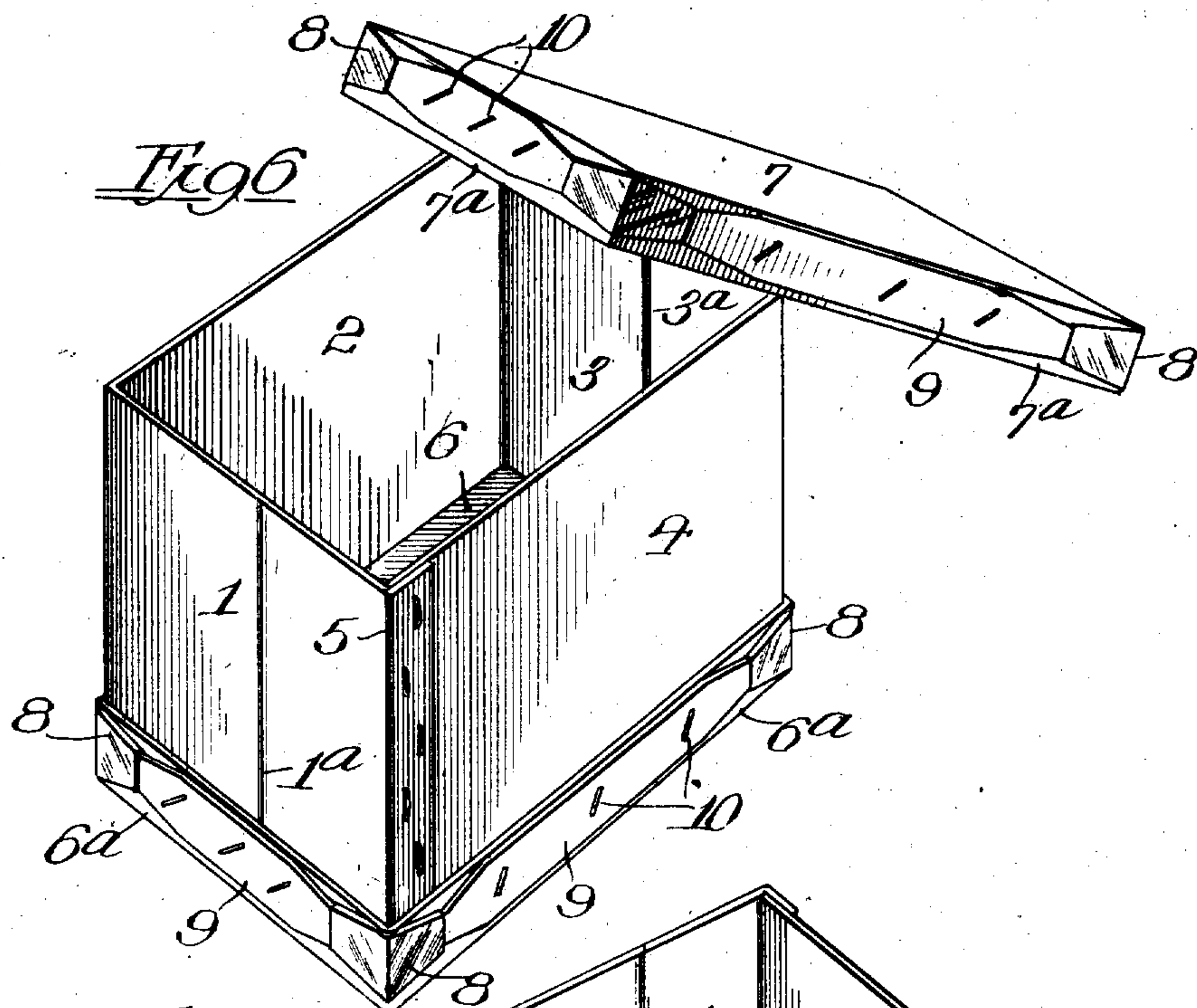
Jeffrey J. Ferres  
 By Rector & Nissen  
 His Attys

J. T. FERRES.  
 PACKING OR SHIPPING BOX.  
 APPLICATION FILED FEB. 27, 1906.

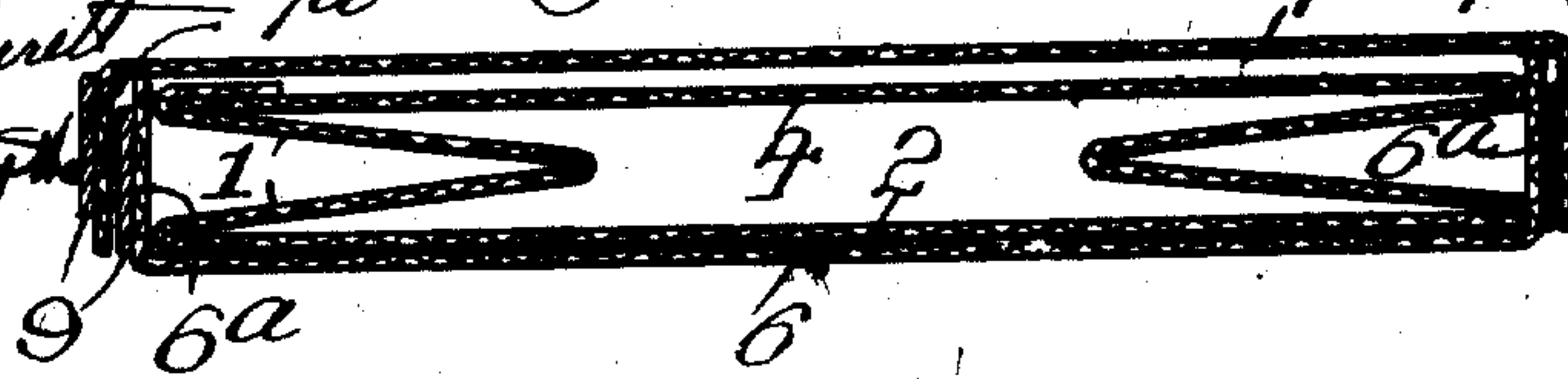
903,555.

Patented Nov. 10, 1908.

2 SHEETS—SHEET 2.



Witnesses  
 Edw. P. Barrett  
 Edwin H. Smyth



Inventor  
 Jeffrey J. Ferres  
 By Hector & Gibson  
 His Atty's



# UNITED STATES PATENT OFFICE.

JEFFREY T. FERRES, OF ANDERSON, INDIANA, ASSIGNOR TO J. W. SEFTON MANUFACTURING COMPANY, OF ANDERSON, INDIANA, A CORPORATION OF INDIANA.

## PACKING OR SHIPPING BOX.

No. 903,555.

Specification of Letters Patent.

Patented Nov. 10, 1908.

Application filed February 27, 1905. Serial No. 247,585.

*To all whom it may concern:*

Be it known that I, JEFFREY T. FERRES, a citizen of the United States, residing at Anderson, Madison county, Indiana, have invented certain new and useful Improvements in Packing or Shipping Boxes, of which the following is a specification.

My invention relates to knock-down or folding boxes made from paper board, preferably from what is commonly known as double-faced corrugated paper board, which affords the requisite strength in proportion to weight.

The object of my invention is to provide a novel and efficient construction of box of this character for the packing and shipping of various articles, and while my box or receptacle is more particularly intended for the packing and shipping of fruits, such as apples, pears, peaches, and the like, yet it may be used for other purposes.

The construction and arrangement of my packing box is such that fruit or the like may be shipped safely and conveniently and in a convenient size and form of package, such as bushel and half bushel packages, with the further advantage that fruit may be in most cases sold by the retailer to the consumer in the original package.

In the drawings, Figure 1 is a plan view of a blank from which the body portion of my box or receptacle is formed; Fig. 2 a plan view of the blank from which the bottom cover or closure of the box is made; Fig. 3 a similar view of the blank for the top cover or closure of the box; Fig. 4 a perspective of the reinforcing strip or band for the top and bottom closures; Fig. 5 a perspective of the body portion of the box set up ready for use; Fig. 6 a perspective of the box set up complete and ready for use; Fig. 7 a transverse section of the parts of the box when in knocked-down or flat form ready for shipment to the user, illustrating the closures nested together with the body portion of the box collapsed and contained between them; and Fig. 8 a perspective of a modified form or arrangement of package comprising two boxes proper similar to those illustrated in the other figures and arranged side by side and adapted to be provided with top and bottom closures of substantially double the size of those illustrated in the other figures.

My packing box comprises essentially a

body portion consisting of four walls—two side walls, and two end walls—and top and bottom covers or closures, together with reinforcing or retaining bands around the extensions or flaps of the closures. Moreover, these covers, either the top or bottom, but preferably the top one, is made slightly the larger, in order that the other cover may be received therein and further, the body portion or walls of the box are so made as to collapse or fold flat within such compass as to lie within and between the two covers when fitted together as stated, with the result that the entire box, in knocked-down form, occupies merely a space equal that of one of the covers, as clearly indicated in Fig. 7. My invention involves other advantageous features hereinafter made apparent.

Referring to the form of box illustrated in Figs. 1 to 7 of the drawings, the body portion thereof comprises the four rectangular walls, of which those marked 1 and 3 will, for convenience, be termed the end walls and those marked 2 and 4 the side walls, the side walls being, in the present instance, of greater area than the end walls, inasmuch as the particular form of rectangular box herein shown is oblong in cross section. It is obvious that the size and dimensions of the box are immaterial, but the particular form now being described is the one having suitable proportions selected for the half bushel size of packing box. In the present instance, and as shown in Fig. 1, the four walls are made from a single blank or strip of corrugated paper board, properly creased or scored to form the four walls, as clearly shown in said figure. The outermost walls, 1 and 4, are secured together at their outer or free ends in suitable manner, as by stapling through an extension or flap 5 and the side wall 4, as indicated in Fig. 5, with the result that the four walls of the box proper are hinged together. The two opposite end walls 1 and 3 of the box are creased vertically at their middle line at 1<sup>a</sup> and 3<sup>a</sup> respectively, in such manner that they will fold inwardly and thereby permit the box proper to collapse or fold flat, as seen in Fig. 7. When the box proper is set up or distended, it assumes the shape or form indicated in Fig. 5. The bottom closure which is also preferably made from a single piece of double-faced corrugated board as seen in Fig. 2, consists of a bottom 6 having the



four marginal extensions or flaps 6<sup>a</sup> which, when folded upwardly are arranged to embrace for a short distance the walls of the body portion of the box. The bottom closure is made of such a size as to snugly receive the box proper. The top closure is made similar to the bottom closure or cover and to this end consists of a top 7 with the four extensions or flaps 7<sup>a</sup>, from its four edges. However, by preference and for the purpose of enabling each box to be assembled together as a unit in knocked-down form as illustrated in Fig. 7 the top 7 is made of slightly greater area than the bottom 6, so that the bottom may be fitted therein, as seen in Fig. 7, it being understood that in use the pressure of the fruit or other articles against the upper portion of the body of the box distends the same somewhat, so as to fit the top cover or closure, although made somewhat larger as just explained.

For the purpose of reinforcing the closures, preferably both of them, I provide the reinforcing band which is illustrated by itself in Fig. 4, with the result that such closures are not only strengthened, but the securing together or taping of the extensions at their ends or corners is dispensed with and with the further advantage of preventing the tearing of the paper board by the strings or cords which are tied around the box after being filled and ready for shipment. In the present instance, and by preference each reinforcing band consists of metallic corners 8 of tin or other sheet metal, with intermediate thin strips or veneers 9 of wood or the like, whose ends are received and clamped by the ends of the corners which are folded over upon the strips for that purpose, all as clearly indicated in Fig. 4. These reinforcing bands are of a size to fit over the outside of the closures and to embrace the extensions or flaps, to which the bands are secured in suitable manner as by means of staples 10.

The method of manipulating the box will be understood from the foregoing description and it will therefore suffice to say that in practice the body portion of the box is set up as indicated in Fig. 5 and placed upon or within the bottom closure as indicated in Fig. 6, whereupon the articles to be contained therewithin are inserted and the top closure fitted in place, after which a cord is tied around the box in order to keep the parts thereof together. As hereinbefore stated, each box is shipped to the consumer in knocked-down form and as a unit, the two closures being inserted or nested as indicated in Fig. 7, with the body portion of the box collapsed and lying within the confines of the bottom closure.

As hereinbefore stated, the form of box illustrated in Figs. 1 to 7 is that intended or selected for a half bushel size and of course

the dimensions are merely increased for boxes of greater capacity. However, it is possible to use two of the half bushel sizes to obtain the bushel capacity and to this end two boxes proper may be arranged side by side and provided with top and bottom closures of double the size of those shown in the other figures of the drawings. This arrangement of the half bushel size of boxes is indicated in Fig. 8. In addition to providing increased capacity, this arrangement of the two smaller sizes of box, half bushel in the present instance, provides for another advantage, inasmuch as it enables the retailer to fill the two different boxes with different articles or with two kinds of the same article, as for instance two different kinds of apples, so that such articles may be sent to the consumer in separate form, but in substantially the same package.

The form of reinforcing band, as shown in the drawings and hereinafter described, is the preferred one, but so far as my invention in its broad aspect is concerned, it will be understood that such band may be otherwise constructed and formed of the same material throughout, whether it be wood, metal or other material suitable for the purpose. For instance, this band may be constructed wholly of metal or wholly of wood veneer by properly bending the corners so as to fit over the extensions or flaps of the covers or closures in the manner and for the purposes hereinbefore described. Furthermore, it will be understood that the reinforcing band may be used on boxes having only one cover or on only one of two covers, if such latter number is employed.

It is obvious that the body portion of my box instead of being made of a single strip of paper, which is preferable for smaller sized boxes, may be made of two or more pieces hinged together and also secured in the same manner as the two free ends of the sides 1 and 4 (Fig. 1) that is, each separate piece would have an extension, such as extension 5, which would be stapled to an adjacent side or wall. Furthermore, while I have shown a plurality of two body portions between top and bottom covers, which are enlarged so as to be common to all, yet it will be understood that such plurality may comprise more than two body portions, all of which are grouped or assembled together and closed at their tops and bottoms by the enlarged covers.

I claim:

1. A shipping package comprising a body portion consisting of sides hinged together, top and bottom covers having hinged thereto marginal flaps or extensions fitting over said sides when the package is set up ready for use, and a band for either or both of said covers for inclosing or retaining their flaps, and consisting of sheet metal corner pieces



and separate and independent intermediate strips secured together by being clamped at their ends by such corner pieces; substantially as described.

2. A shipping package comprising a body portion consisting of sides or walls hinged together, top and bottom covers, each comprising a closure having hinged thereto marginal flaps fitting over the edges of the sides or walls, and a band inclosing the flaps and consisting of sheet metal corner pieces and intermediate flat wooden strips secured at their ends by said corner pieces arranged with their flat sides against said flaps; substantially as described.

3. A shipping package comprising top and bottom covers having marginal extensions standing at right angles thereto, and a plurality of body portions grouped together to form the main body of the package, each body portion comprising sides hinged together and each portion constituting a separate receptacle of a plurality grouped together and covered at top and bottom by said covers which are common to all the body portions; substantially as described.

4. A shipping package made from double-faced corrugated paper and comprising sides hinged together, covers having marginal extensions hinged to its four sides and standing at right angles thereto but unconnected with each other, and a band consisting of sheet metal corner pieces and intermediate flap strips clamped together by said corner pieces for reinforcing said extensions; substantially as described.

5. A shipping package made from double-faced corrugated paper, and comprising a body portion, covers having marginal extensions hinged to their sides and standing at right angles thereto, and a band consisting of metallic corner pieces and intermediate wood strips and fitted over and stapled to the cover extensions; substantially as described.

6. A shipping package made from double-faced corrugated paper, and comprising a plurality of body portions, covers having marginal extensions hinged to all their sides and standing at right angles thereto, and a band consisting of metallic corner pieces and intermediate wood strips fitting over and reinforcing said extensions, the covers being of a size large enough to cover a plurality of body portions; substantially as described.

7. A shipping package made from double-faced corrugated paper and comprising a body portion consisting of covers with marginal extensions hinged to all four sides, and a band reinforcing said extensions on the outside and consisting of metallic corner

pieces and intermediate wood strips, the wood strips being firmly secured to the extensions; substantially as specified.

8. A shipping package comprising a body portion consisting of sides or walls hinged together, and top and bottom covers, each cover comprising a closure having marginal flaps fitting over the edges of the sides or walls and a band inclosing the flaps and consisting of sheet metal corner pieces and wood veneer intermediate thereof and clamped at their ends by the corner pieces folded thereover; substantially as described.

9. A shipping package comprising a body portion consisting of sides or walls hinged together, and top and bottom covers, each cover comprising a closure having marginal flaps fitting over the edges of the sides or walls and a band inclosing the flaps and consisting of metallic corner pieces and intermediate strips of a strong and stiff material secured together by being clamped at their ends by the corner pieces being folded thereover, said strips being also secured to the outside of the flaps; substantially as described.

10. A shipping package made from double-faced corrugated board and comprising a plurality of collapsible body portions, each consisting of sides hinged together, covers having marginal extensions hinged to all of their sides and standing at right angles thereto, said covers being of a size large enough to form a closure common to a plurality of body portions when the same are expanded for use; substantially as described.

11. A shipping package comprising a plurality of body portions arranged to be grouped together when expanded to form the main or body portion of the package, each body portion consisting of sides hinged together and arranged to be collapsed, and covers of a size sufficient to form a closure common to all of said group of expanded body portions; substantially as described.

12. A shipping package comprising a plurality of body portions grouped together when expanded to form the main or body portion of the package, each body portion being collapsible and consisting of sides hinged together, and covers arranged to fit over said plurality of expanded body portions to form a closure common to all of said group, one of said covers being slightly larger than the other so as to fit within each other and to inclose the collapsed body portions; substantially as described.

JEFFREY T. FERRES.

Witnesses:

S. E. HIBBEN,  
LOUIS B. ERWIN.