

J. G. SHEPARD.
HAT LINING.
APPLICATION FILED MAR. 11, 1908.

903,513.

Patented Nov. 10, 1908.

Fig. 1.

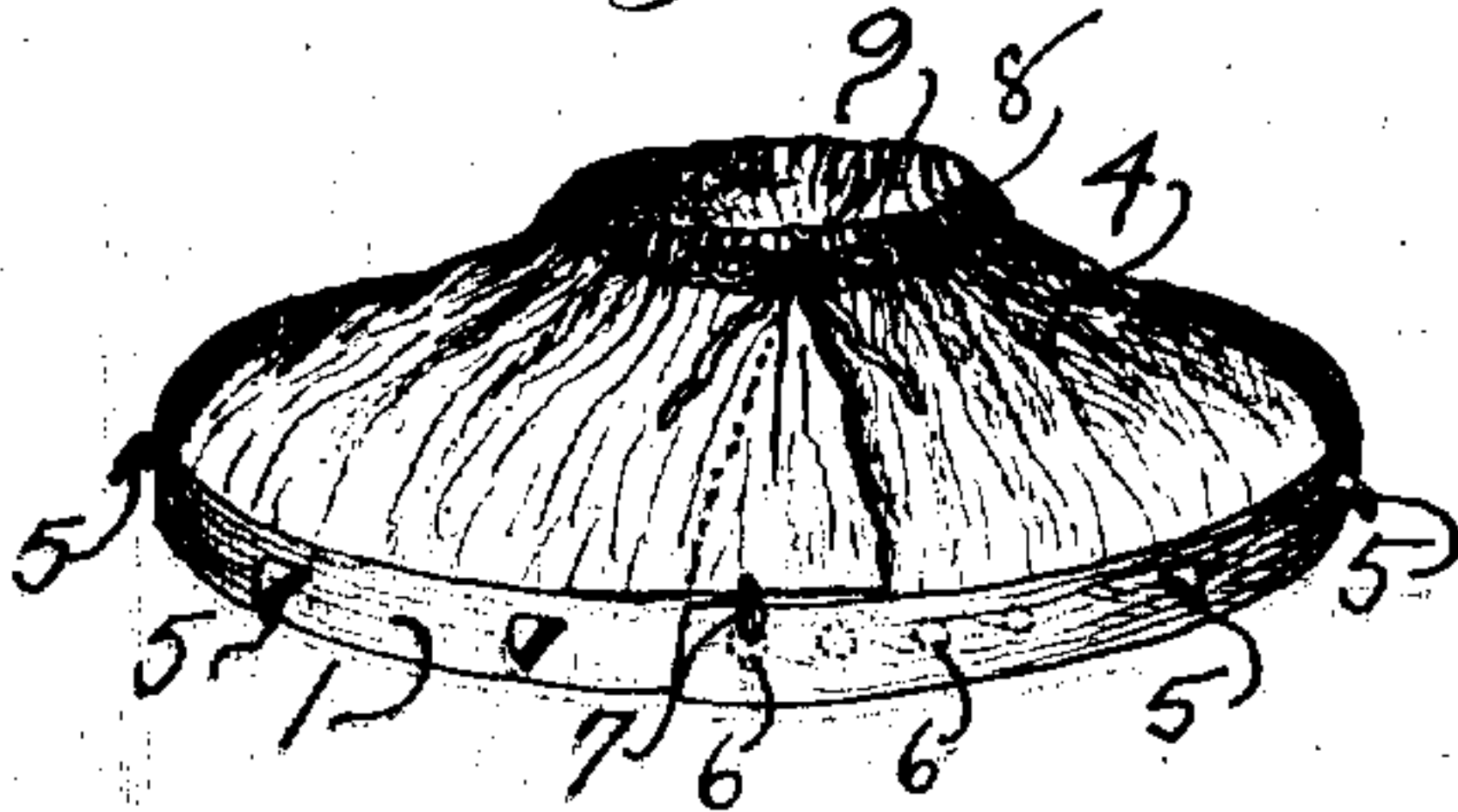


Fig. 2.

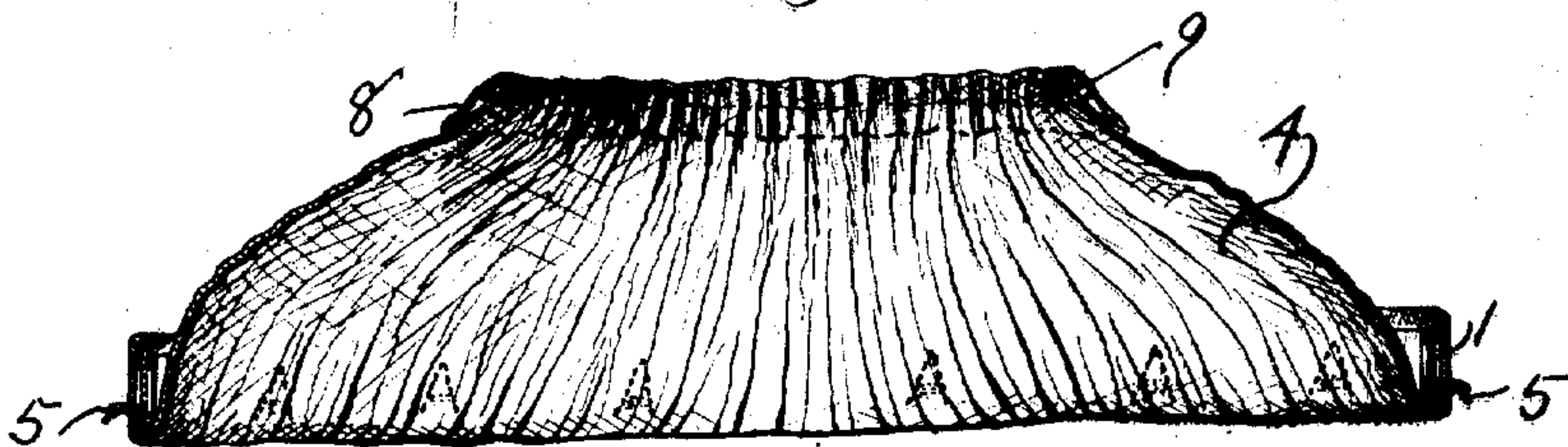


Fig. 3.

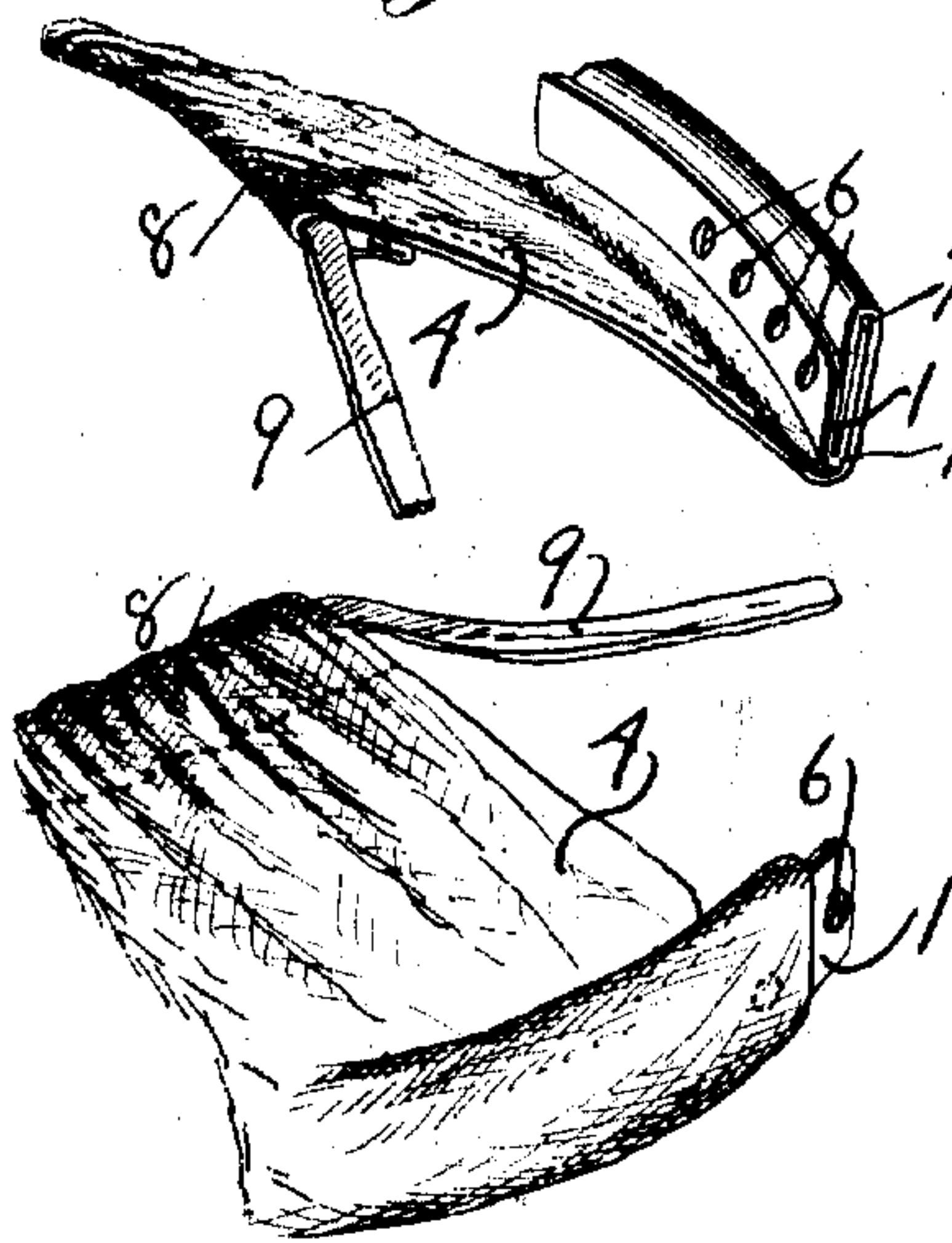


Fig. 4.

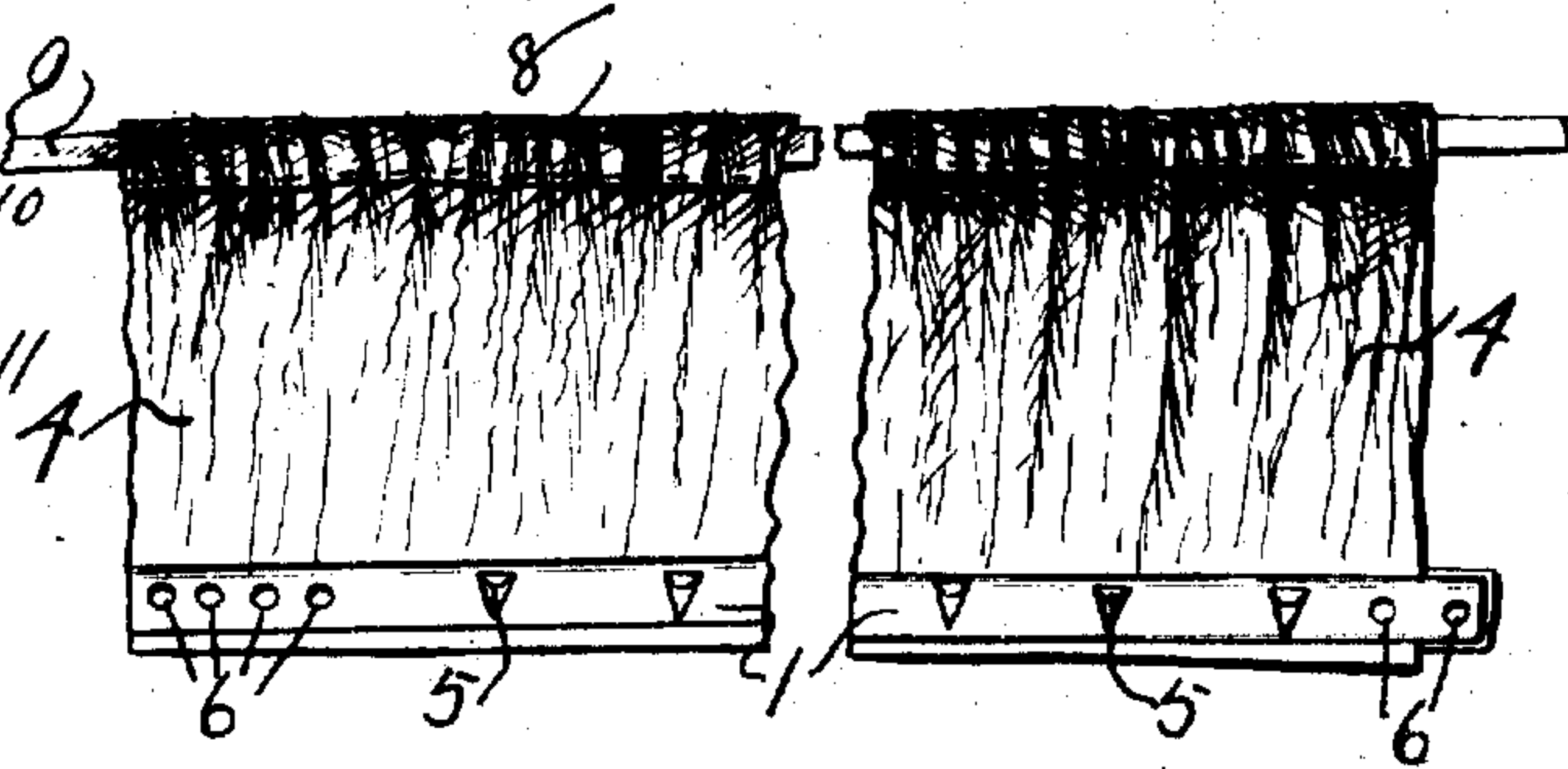



Fig. 5.



Witnesses

R. H. Brown.
R. H. Flint.

Inventor

Josephine G. Shepard.
A. P. Brown.

Attorney

UNITED STATES PATENT OFFICE.

JOSEPHINE G. SHEPARD, OF BROOKLYN, NEW YORK.

HAT-LINING.

No. 903,513.

Specification of Letters Patent.

Patented Nov. 10, 1908.

Application filed March 11, 1908. Serial No. 420,527.

To all whom it may concern:

Be it known that I, JOSEPHINE G. SHEPARD, a citizen of the United States, residing at Brooklyn, State of New York, have invented certain new and useful Improvements in Hat-Linings, of which the following is a description, reference being had to the accompanying drawings, forming a part hereof.

10 My invention relates to lining for women's hats, and the objects thereof are to produce an improved lining which may be readily inserted in or removed from a hat, to provide a lining which may be readily and conveniently adjusted to fit hats of different sizes, and to provide a lining in which the various parts of which it is made up are permanently secured together so that the improved lining as a whole constitutes a single article of manufacture.

20 Other objects of my invention will be apparent from the accompanying drawing and the following description in which my invention is explained, and from the concluding claims in which the features constituting my invention are specifically set forth.

25 In the drawing accompanying and forming a part of this specification, Figure 1 is a perspective view of my improved hat lining; Fig. 2 is a central sectional view upon a somewhat larger scale; Fig. 3 is an enlarged fragmentary view showing the two ends of a metallic band forming a part of my lining, and illustrating the means provided whereby the ends of said band may be secured together; Fig. 4 is a view showing the two ends of the metallic band above referred to, the central portion being omitted; and, Fig. 5 is a perspective view illustrating the construction of the said band.

30 In the drawings, 1 is a metallic band designed to fit within the lower portion of the crown of a hat, and which band forms a support for the cloth lining hereinafter referred to which extends across and conceals the inner surface of the crown of the hat.

35 The band 1 is formed from a strip of thin metal of sufficient length to extend around the crown of such sizes of hats as are ordinarily met with, by folding the said strip about a longitudinal line, as will be understood from Fig. 5. 2 and 3 in said figure are two portions of said strip which are brought together by the folding process above referred to, and which strips overlie one another in the finished band.

4 is a piece of fabric which will ordinarily be of silk or satin or other cloth presenting a pleasing appearance, and which extends across the crown of the hat when my improved lining is in use, thereby concealing the inner and ordinarily rough and displeasing surface of the crown of the hat from view. This piece of fabric is permanently secured to the band 1 during the process of manufacture of my improved hat lining as follows: After the strip of metal which forms the band 1 has been folded into about the form shown in Fig. 5 the lower edge of the fabric 4 is inserted between the overlying portions 2 and 3, and these portions then closed upon the said fabric, by which process it will be understood that the said fabric and band 1 are firmly secured together in a single article.

75 It will be understood that the inner faces of the parts 2 and 3 of the band 1 which come in contact with the lower edge of the piece of fabric 4, or the lower edge of said fabric, or both, may be and preferably are coated with a suitable adhesive substance in order to more effectually secure the band and fabric together; and it will be also understood that the inner faces of the said parts 2 and 3 may be roughened and used either with or without a suitable adhesive for the same purpose.

80 After the fabric 4 has been secured to the band 1 as above described, I form a series of spurs 5 upon the central portion of the band 1 by means of a suitable punch which upon being forced through the band will force portions of the same outward. I prefer to use a punch which will cut through said band along two sides of a triangle, but not along the third side, thereby leaving the portion thus cut free from the band attached thereto along one edge, which portion is bent outward to form the spurs 5 as will be understood from Fig. 5, which figure it will be understood shows a finished band pried apart to illustrate its construction and method of manufacture. These spurs are for the purpose of securing my improved lining within the crown of a hat, and are designed to engage and to a more or less extent enter the material of the hat, but not to pass through it and thereby deface the exterior surface of the hat and render an exterior band necessary to conceal the outer ends of the spurs.

110 I provide the ends of the band 1 with a series of perforations 6, as many as may be desired in one or both ends of said band, where-

by the band may be adjusted to proper size and the ends thereof secured together as by thread sewn through two or more of said perforations as indicated at 7, Fig. 1.

5 The free edge of the piece of fabric 4 is hemmed at 8, and a shirring string 9 inserted for drawing the upper portion of the lining together in a manner which will be understood from the drawing.

10 From the above description it will be seen that my improved hat lining comprises a single article of manufacture capable of use with hats of varying sizes, and that the hat itself is not injured or defaced by the use of
15 my lining.

The fabric 4 will ordinarily, although not necessarily, be secured to the outer surface of the band 1 (that is between the points 10 and 11, Fig. 3) by means of a suitable adhesive
20 substance, whereby the said fabric is more firmly attached to the said band.

Having thus described my invention, I claim and desire to secure by Letters Patent:—

25 1. In a lining for women's hats, an adjustable metallic band adapted to fit within the crown of the hat, said band being formed from a strip of thin material folded about a longitudinal line so that the portions of said
30 strip upon either side of said line overlie one another; a lining of cloth or other suitable fabric secured between the overlying portions of said band; means whereby the ends of said band may be secured together; and a
35 plurality of spurs carried by and projecting from said band and adapted to engage the crown of the hat to thereby hold the lining in place.

2. In a lining for women's hats, an adjustable metallic band adapted to fit within the crown of the hat, said band being formed from a strip of thin material folded about a longitudinal line so that the portions of said strip upon either side of said line overlie one another; a lining of cloth or other suitable fabric
40 secured between the overlying portions of said band; means whereby the ends of said band may be secured together; and a plurality of spurs carried by and projecting from said band and adapted to engage the crown
45 of the hat to thereby hold the lining in place, said spurs being formed by forcing portions of the central part of said band outward as by a punching process.

3. In a lining for women's hats, a metallic
50 band adapted to fit within the crown of the hat, said band being formed from a strip of thin material folded about a longitudinal line so that the portion of said strip upon either side of said line overlie one another, and the ends of said band being provided
55 with a series of holes whereby the size thereof may be varied and the ends fastened together as by means of thread sewn through said openings; a lining of cloth or other suitable fabric
60 secured between the overlying portions of said band; and a plurality of spurs carried by and projecting from said band and adapted to engage the crown of the hat to thereby
65 hold the lining in place.

This specification signed and witnessed
this 14th day of February A. D. 1908.

JOSEPHINE G. SHEPARD.

In the presence of—

FRANCIS W. IRELIN,
FLORENCE T. SHEPARD.