

T. E. LEWIS.
PACKAGE TIE.
APPLICATION FILED AUG. 16, 1907.

Patented Oct. 13, 1908.

901,112.

Fig. 1.

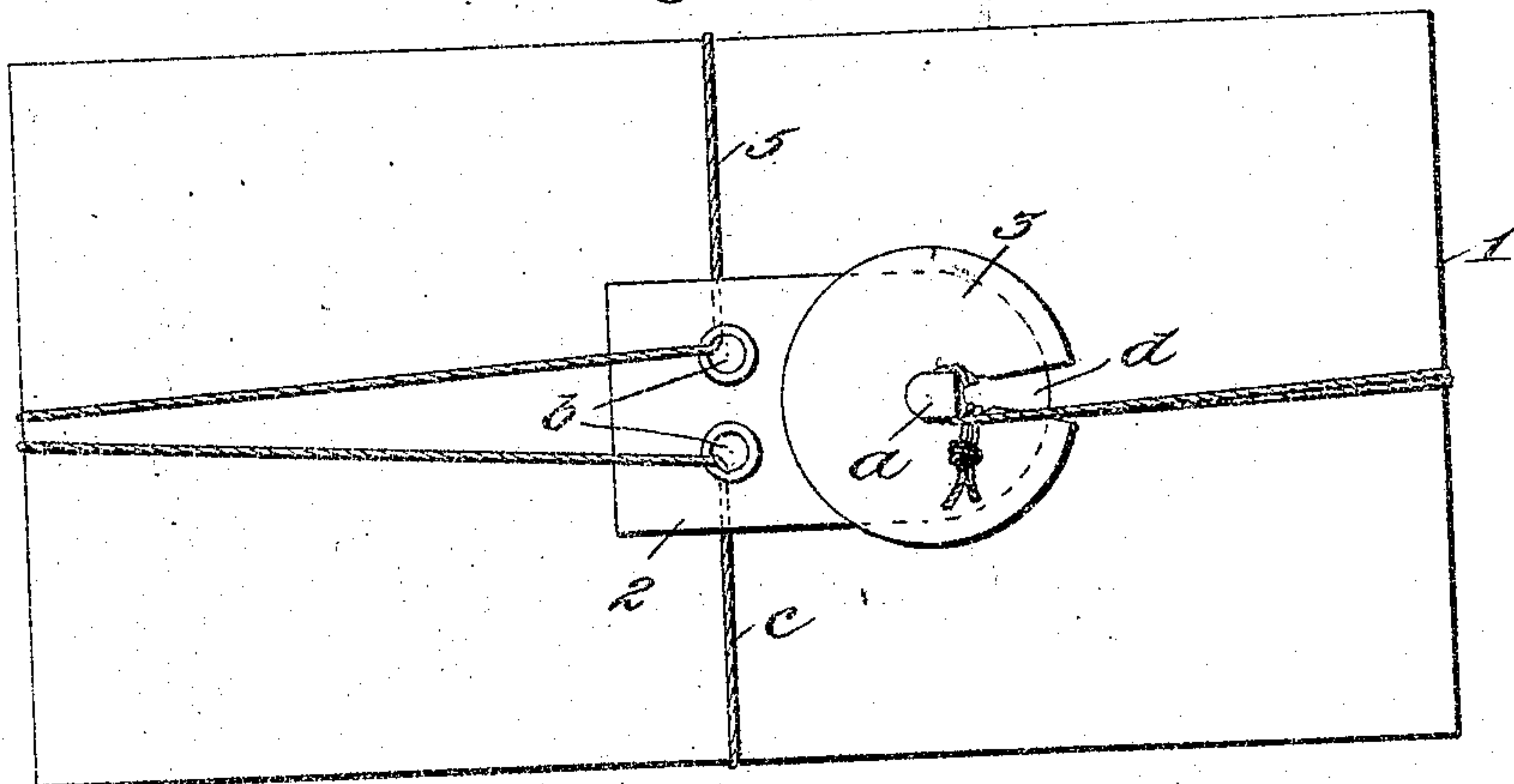


Fig. 2.

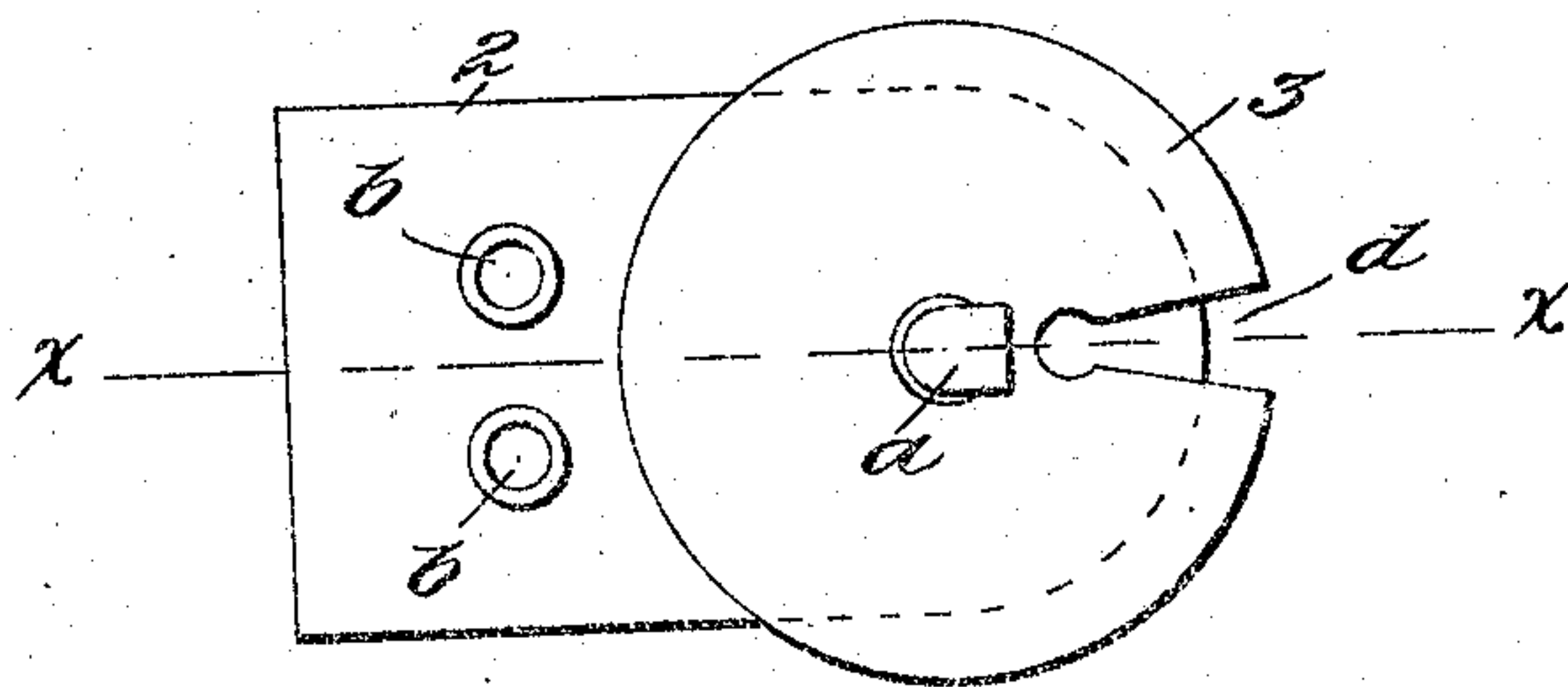
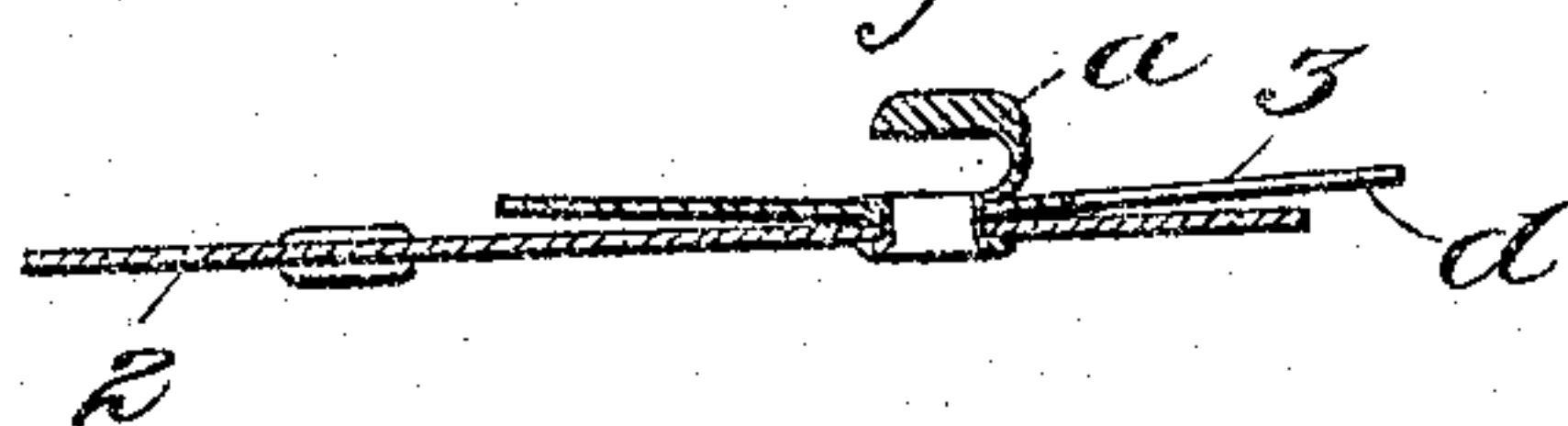


Fig. 3.



Witnesses:

R. Elwood Bozman
A. G. Harris

Inventor.

Thomas E. Lewis,
by G. W. Howard
Att'y.

UNITED STATES PATENT OFFICE.

THOMAS E. LEWIS, OF VICKSBURG, MISSISSIPPI.

PACKAGE-TIE.

No. 901,112.

Specification of Letters Patent.

Patented Oct. 13, 1908.

Application filed August 16, 1907. Serial No. 388,751.

To all whom it may concern:

Be it known that I, THOMAS E. LEWIS, of the city of Vicksburg, in the State of Mississippi, have invented certain Improvements in Package-Ties, of which the following is a specification.

This invention relates to certain improvements in the construction of the package tie for which Letters Patent No. 303,528 were granted to me on the twelfth day of August, 1884, and to which reference should be made.

In the description of the present invention which follows, reference is made to the accompanying drawing forming a part hereof, and in which,—

Figure 1 is a top view of a package secured by the improved tie. Fig. 2 is an enlarged top view of the tie without the cord. Fig. 3 is a partly sectional edge view of Fig. 2.

Referring now to the drawing, 1 represents the package. 2 is a foundation board of any desirable shape, and 3 a disk secured to the board by an eyeleted hook *a* such as is commonly used on shoes. The advantage gained by the substitution of the eyeleted hook for the eyelet shown in the said Letters Patent consists in that, with the disk, it provides a better and more secure fastening for the cord hereinafter referred to, and one to which the said cord is more easily attached. At one end of the board 2, and situated exteriorly of the disk 3, are two eyeleted holes *b* through which the ends of the cord 5 are inserted from underneath the board, thus producing a loop *c*, adapted to be placed around the package as shown in Fig. 1.

The disk 3 is provided with a notch *d* which extends from its circumference to near the closed side of the eyeleted hook *a* through which the doubled cord is brought in the tying operation hereinafter described.

In order that the cord 5 with the other elements of the tie may constitute an entirety and thus prevent accidental separation of the cord from the foundation board, the ends of the cord are knotted together as shown in Fig. 1.

The operation of securing a package by means of the improved tie, consists in plac-

ing the loop *c* around the package with the foundation board and disk on the top thereof, then carrying the double cord around the package in a reverse direction and over the hooked eyelet, and drawing it tightly. The fastening is then completed by passing the double cord through the notch *d* to below the disk or between it and the foundation board, then carrying it around the eyelet and finally bring it out from under the disk by way of the notch, when it is automatically locked by the pressure thereon of the double cord leading from the end of the package to the hooked eyelet.

With the construction of the package tie as described, it will be understood that one end of the foundation board 5 held closely to the package by reason of the double cord leading to the hook which is above the disk, while the other end is similarly held due to the double cord extending to the end of the package leading from the upper side of the said board, as shown in Fig. 1.

The automatic locking of the cord in the final act of tying the package as above described, is I believe, a new and valuable feature in package ties, and cannot be effected by my patented invention, or by any other tie with which I am acquainted.

I claim as my invention:—

In a package tie, a foundation board provided with two eyeleted holes, a notched disk, and a hooked eyelet which serves as means for securing the disk to the foundation board, combined with a loose cord the ends of which are inserted through the eyeleted holes from the underside of the foundation board and secured together, the doubled cord being adapted to be passed over the hooked eyelet, then carried around the eyelet between the disk and foundation board, and then locked by being carried under another portion of the cord, substantially as specified.

THOMAS E. LEWIS.

Witnesses:

JOHN BRUNINI,
J. K. HIRSCH.