

S. M. GRIFFITHS.
WEARING APPAREL, SUCH AS COLLARS AND CUFFS.
APPLICATION FILED MAR. 20, 1908.

900,724.

Patented Oct. 13, 1908.

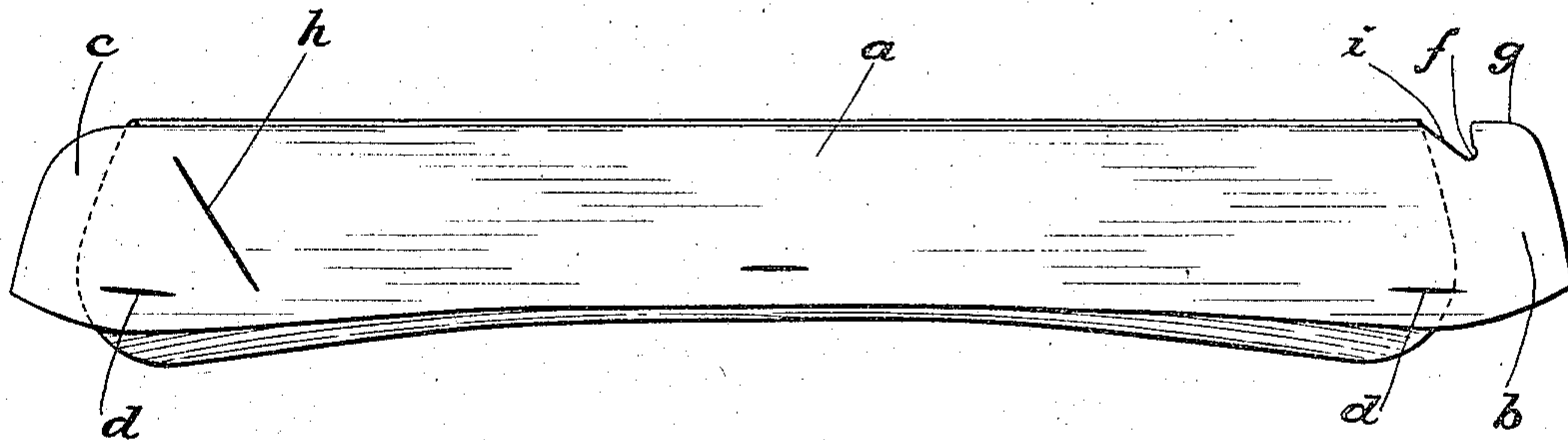


FIG. 1.

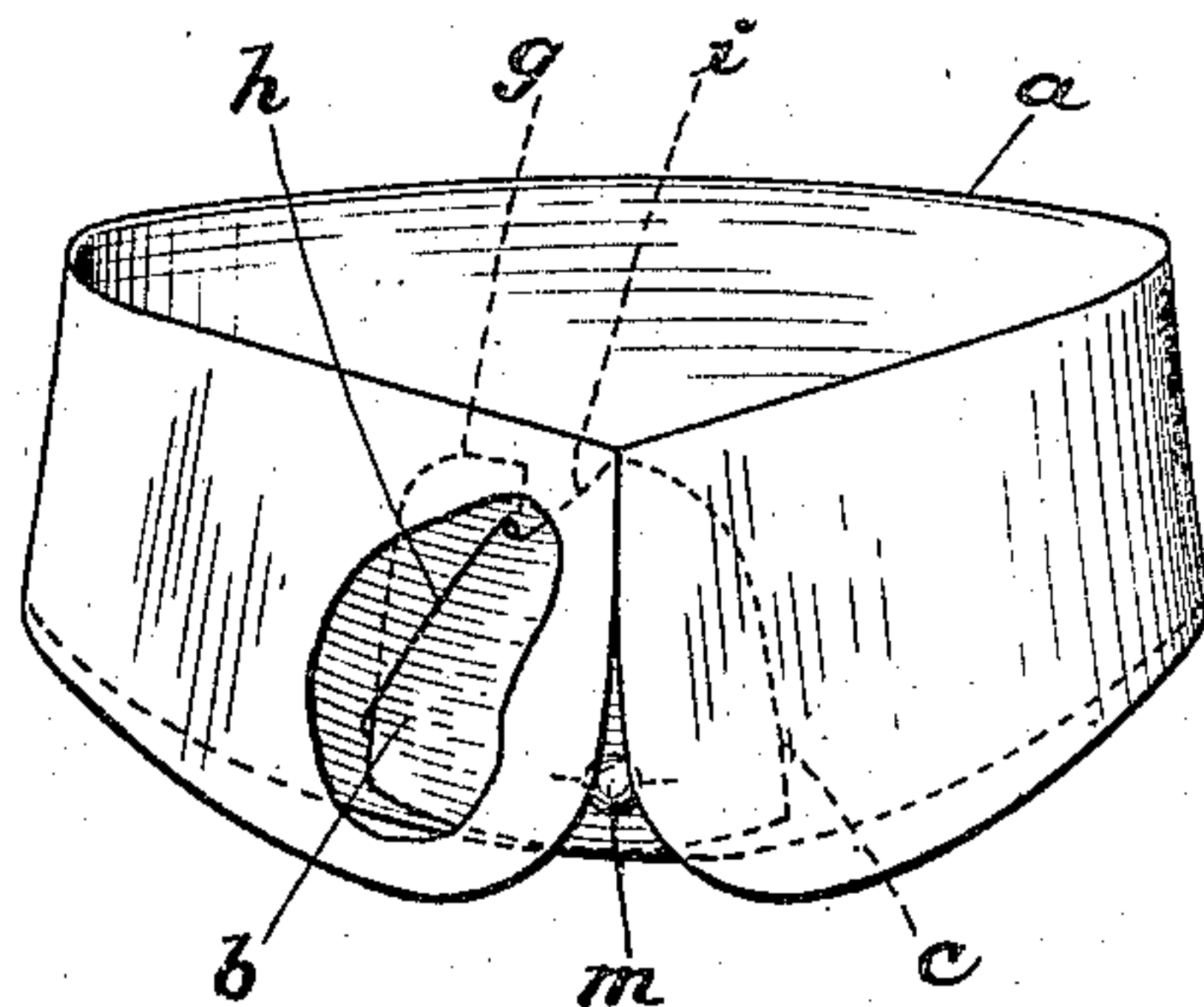


FIG. 2.

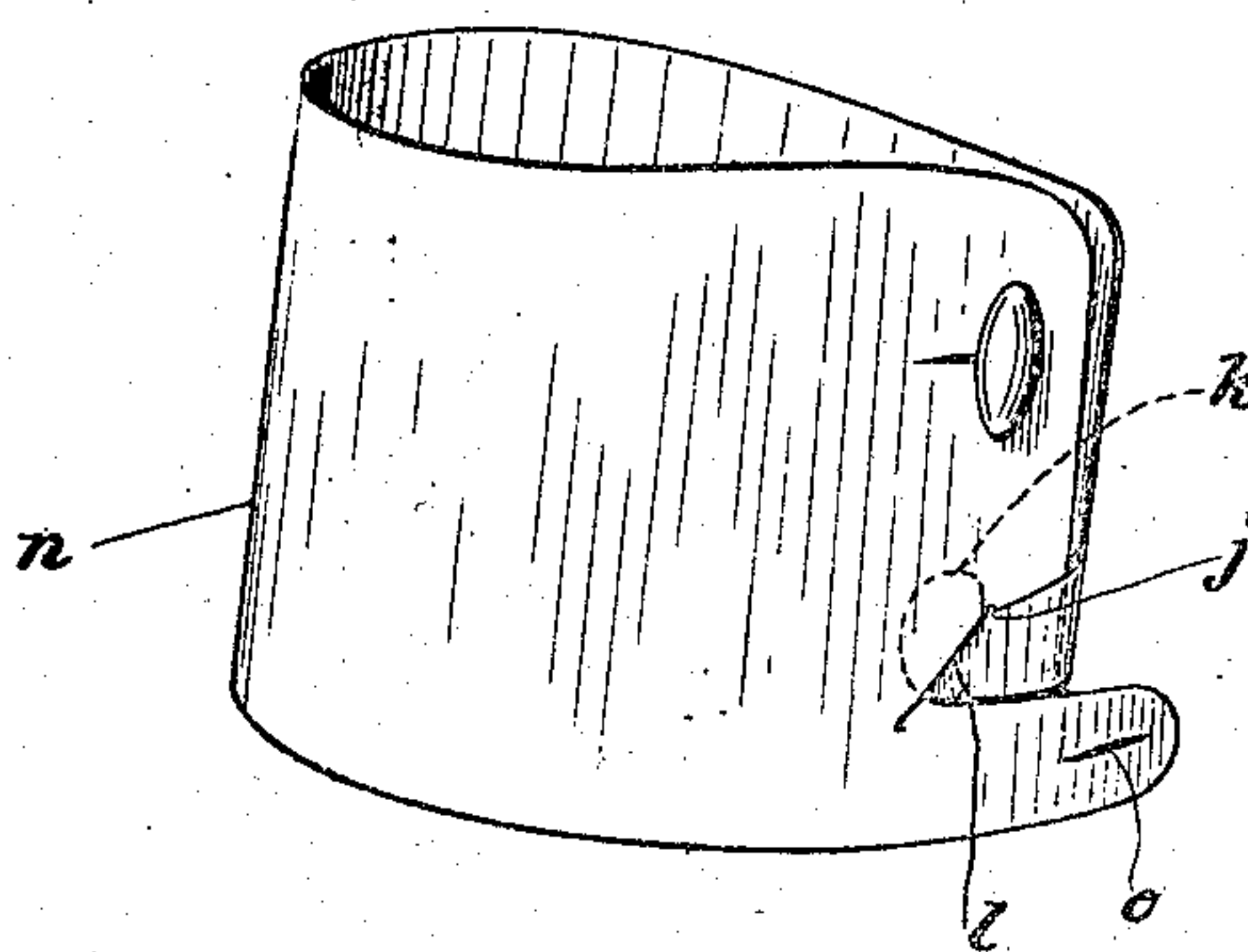


FIG. 3.

WITNESSES:

Robt R. Kitcher
E. E. Hall.

INVENTOR

Shamser M. Griffiths

BY

Maxwell & Co.
ATTORNEYS.

UNITED STATES PATENT OFFICE.

SPENCER M. GRIFFITHS, OF EASTON, PENNSYLVANIA, ASSIGNOR TO HIMSELF, AND MOSES MAY, OF PHILADELPHIA, PENNSYLVANIA.

WEARING-APPAREL, SUCH AS COLLARS AND CUFFS.

No. 900,724.

Specification of Letters Patent.

Patented Oct. 13, 1908.

Application filed March 20, 1908. Serial No. 422,261.

To all whom it may concern:

Be it known that I, SPENCER M. GRIFFITHS, a citizen of the United States, residing at Easton, county of Northampton, and State of Pennsylvania, have invented a new and useful Improvement in Wearing-Apparel, such as Collars and Cuffs, of which the following is a full, clear, and exact description, reference being had to the accompanying drawings, which form a part of this specification.

My invention relates to that class of wearing apparel known as collars and cuffs.

With lay down collars there is a tendency of the collar to spread, which spreading at the top edge is especially disadvantageous in that it affects the appearance of the collar and causes discomfort to the wearer.

My invention has for its object to obviate the defect and to produce a collar which will not spread in use.

My invention is also applicable to cuffs in producing a close fit and preventing spreading. In fact, my invention is to prevent movement of the collar or cuff and in use maintain its position fixed. When used with a cuff, it has also the advantage of facilitating the fastening of the cuff in position. I accomplish this result by forming in one end of the collar or cuff a projecting tongue and in the other end a slot. Preferably the tongue should be in the upper portion of the collar and the slot be inclined. Also the groove should be provided with an inclined extension, preferably of the same incline as the slot.

I will now describe the embodiment of my invention illustrated in the accompanying drawing, and then point out the invention in the claims.

In the drawings: Figure 1 is a view of inside of collar on flat embodying my invention. Fig. 2 is a front view of collar partially broken away in position of use. Fig. 3 is a perspective view of cuff embodying my invention.

Speaking first of Figs. 1 and 2. *a* is a lay down collar having the ends *b* and *c*. In the end *b* is the regular button hole *d*. On the upper portion of *b* is a hook shaped tongue formed by a groove *f* and a tongue proper *g*. The edges of the hooked shaped tongue are stitched. In the end *c* is formed the inclined slot *h* inclined correspondingly

to the inclined portion *i* of the groove *f*. After buttoning the collar upon the button, as in the ordinary manner, by turning the collar to allow the hook shaped tongue to be inserted in the slot *h*, and after passing therethrough again turning the collar to its proper position, the hook shaped tongue will form a tight interlock with the upper end of slot *h* (see Fig. 2), thus preventing any movement apart of the ends of the collar.

When I use my improvement with cuffs, as shown in Fig. 3, I preferably provide a button hole *o* in one end of the cuff. On the other end, I provide a hook shaped tongue formed by a groove *j*, corresponding to the groove *f* of the collar, and a tongue proper *k* corresponding to the tongue proper *g* of the collar. The other end of the cuff is provided with a slot *l* corresponding to the slot *h* of the collar. The interlocking is similar to that of the collar.

Having now fully described my invention, what I claim and desire to protect by Letters Patent is:

1. An article of wearing apparel of the character described, provided with a button hole for securing the article to a garment, and having, on one end, a hooked shaped tongue and in the other end a slot independent of the button hole, said hook shaped tongue being adapted to pass through said slot and interlock therewith.

2. An article of wearing apparel of the character described, provided with a button hole for securing the article to a garment, and having on one end, a hook shaped tongue, and in the other end an inclined slot independent of the button hole, said hook shaped tongue being adapted to pass through said slot and interlock therewith.

3. An article of wearing apparel of the character described, provided with a button hole for securing the article to a garment, and having, on one end, a hook shaped tongue having an inclined portion, and in the other end an inclined slot independent of the button hole, said hook shaped tongue being adapted to pass through said slot and interlock therewith.

4. An article of wearing apparel of the character described, provided with button holes for securing the article to a garment in each end, a hook shaped tongue on one end, and a slot independent of the button holes

in the other end, said hook shaped tongue being adapted to pass through said slot and interlock therewith.

5 An article of wearing apparel of the character described, provided with button holes for securing the article to a garment in each end, a hook shaped tongue on the upper portion of one end, and a slot independent of the button holes in the other end, said hook shaped tongue being adapted to
10 pass through said slot and interlock therewith.

6. An article of wearing apparel of the character described, provided with button
15 holes for securing the article to a garment in each end, a hook shaped tongue on one end, and an inclined slot independent of the button holes in the other end, said hook shaped tongue being adapted to pass through
20 said slot and interlock therewith.

7. An article of wearing apparel of the character described, provided with button holes for securing the article to a garment in each end, a hook shaped tongue on the upper portion of one end, and an inclined slot independent of the button holes in the other end, said hook shaped tongue being

adapted to pass through said slot and interlock therewith.

8. An article of wearing apparel of the character described, provided with button
30 holes for securing the article to a garment in each end, a hook shaped tongue having an inclined portion on one end, and an inclined slot independent of the button holes in the
35 other end, said hook shaped tongue being adapted to pass through said slot and interlock therewith.

9. An article of wearing apparel of the character described, provided with button
40 holes for securing the article to a garment in each end, a hook shaped tongue, having an inclined portion on the upper portion of one end, and an inclined slot independent of the button holes in the other end, said hook
45 shaped tongue being adapted to pass through said slot and interlock therewith.

In testimony of which invention, I have hereunto set my hand, at Philadelphia, on this 5th day of March, 1908.

SPENCER M. GRIFFITHS.

Witnesses:

M. M. HAMILTON,
E. E. WALL.