
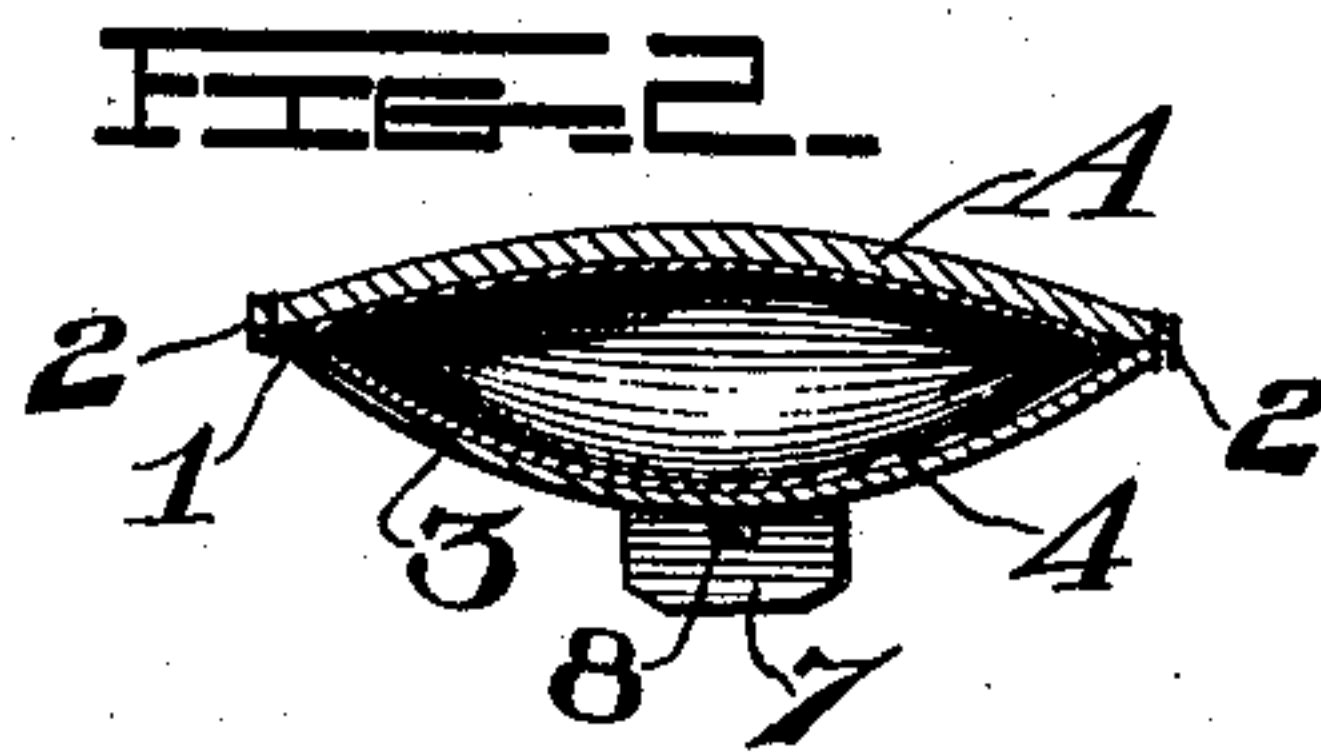
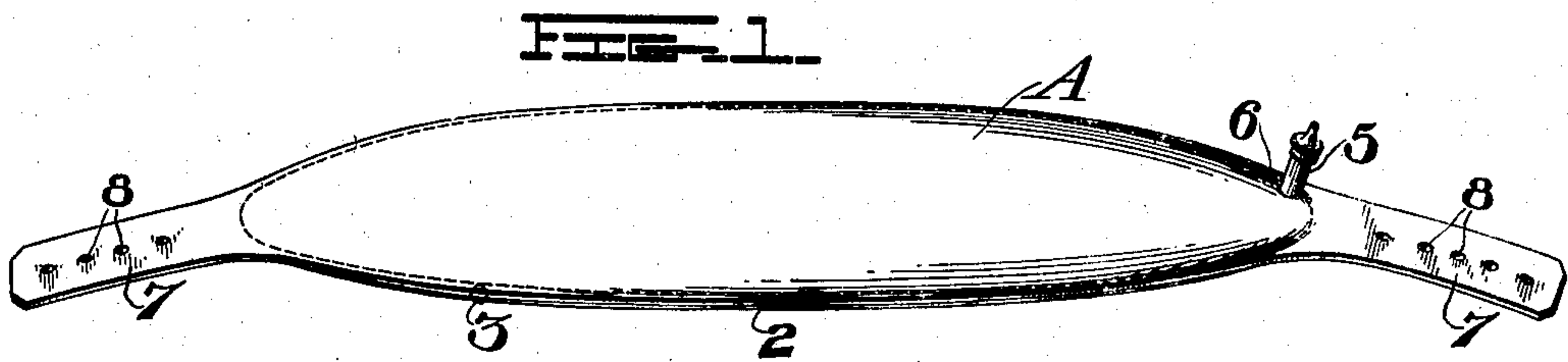


H. E. STOW.
PNEUMATIC PAD.
APPLICATION FILED JULY 6, 1907.

900,610.

Patented Oct. 6, 1908.



Witnesses

Floyd W. Patch

Walter T. Estabrook

Inventor

Hortensius E. Stow

By

Arthur E. Rogers

Attorney

UNITED STATES PATENT OFFICE.

HORTENSIUS E. STOW, OF WINDSOR, NEW YORK.

PNEUMATIC PAD.

No. 900,610.

Specification of Letters Patent.

Patented Oct. 6, 1908.

Application filed July 6, 1907. Serial No. 382,526.

To all whom it may concern:

Be it known that I, HORTENSIUS E. STOW, a citizen of the United States, residing at Windsor, in the county of Broome and State of New York, have invented certain new and useful Improvements in Pneumatic Pads, of which the following is a specification.

My invention relates to an improvement in pneumatic pads, the primary object of the present invention being to provide a pad of the character mentioned, especially adapted for use with any strap, as for instance, such a strap as a postman carries, over his shoulder in delivering mail, it being especially useful for letter-carriers to sustain the heavy weight which comes upon one shoulder, a weight which often is very excessive and sufficient to be quite painful on account of the great weight supported on a comparatively small portion of the shoulder where nature has provided very little padding.

With these objects in view, my present invention consists in a pneumatic pad constructed and adapted for attachment to any strap, as well as in certain other novel features of construction and combinations of parts which will be hereinafter described and pointed out in the claims.

In the accompanying drawings:—Figure 1 is a plan view of the device. Fig. 2 is a cross section. Fig. 3 illustrates another form of the invention.

A, represents a flat flexible piece of material such as leather for example, although it may be made of any suitable material. Beneath this a pocket 1 is formed of softer and more flexible material 3, as soft leather, canvas, or the like, the two being stitched together at their edges as at 2, 2. A rubber bag 4 is held between these layers A and 3, where it is held and protected, it forming the pneumatic portion of the pad. A nipple 5 of ordinary construction is connected with the bag through a hole 6, in the layer A of the material whereby the pad is inflated.

The pad is applied to the shoulder or other strap in any approved manner, two of which plans I have illustrated, namely in Fig. 1, the main piece A terminates in a narrow strap 7 at each end, these straps having holes 8, 8, punched therein, whereby the

pad is secured to a buckle (not shown) on the main shoulder strap. The other form is illustrated in Fig. 3, in which the strap 9 passes loosely through the loops 10, 10, on the back of the pad. In this construction, it is very easy to slide the pad more or less to adjust it as to position, but in other respects, the two forms are practically alike.

With a pad of this description resting upon the shoulder, it will readily be understood that it conforms to the shape of the shoulder, and thus prevents the weight from coming upon a more restricted surface, as for example upon the bony portion of the shoulder, which otherwise would sustain the greater portion of the weight. In other words, the pad sustains the weight and distributes it upon the shoulder and prevents the strap cutting into the latter due to the weight of the parcels carried in the letter-bag, thus relieving the wearer of the strain and torture incident to carrying a heavily weighted bag.

It is clear that the pad can be used with any strap and by any person carrying a load upon the shoulder or supporting a load upon a comparatively restricted surface of the body.

It is evident that slight changes might be resorted to in the form and arrangement of the several parts described without departing from the spirit and scope of my invention, and hence I do not wish to limit myself to the exact constructions herein set forth, but:—

Having fully described my invention, what I claim as new and desire to secure by Letters Patent, is:—

As an article of manufacture, a pneumatic pad comprising a flat flexible piece of material, a pocket of softer and more flexible material, the two being secured together all around their edges, including their ends as well as their sides, a rubber bag inclosed within the pocket, and means for connecting a strap at each end of the pad.

In testimony whereof I affix my signature in presence of two witnesses.

HORTENSIUS E. STOW.

Witnesses:

VERNON E. HODGES,
GEO. E. TERRY.