

J. C. HUSS.
ERASER FOR INK.
APPLICATION FILED OCT. 8, 1907.

900,374.

Patented Oct. 6, 1908.

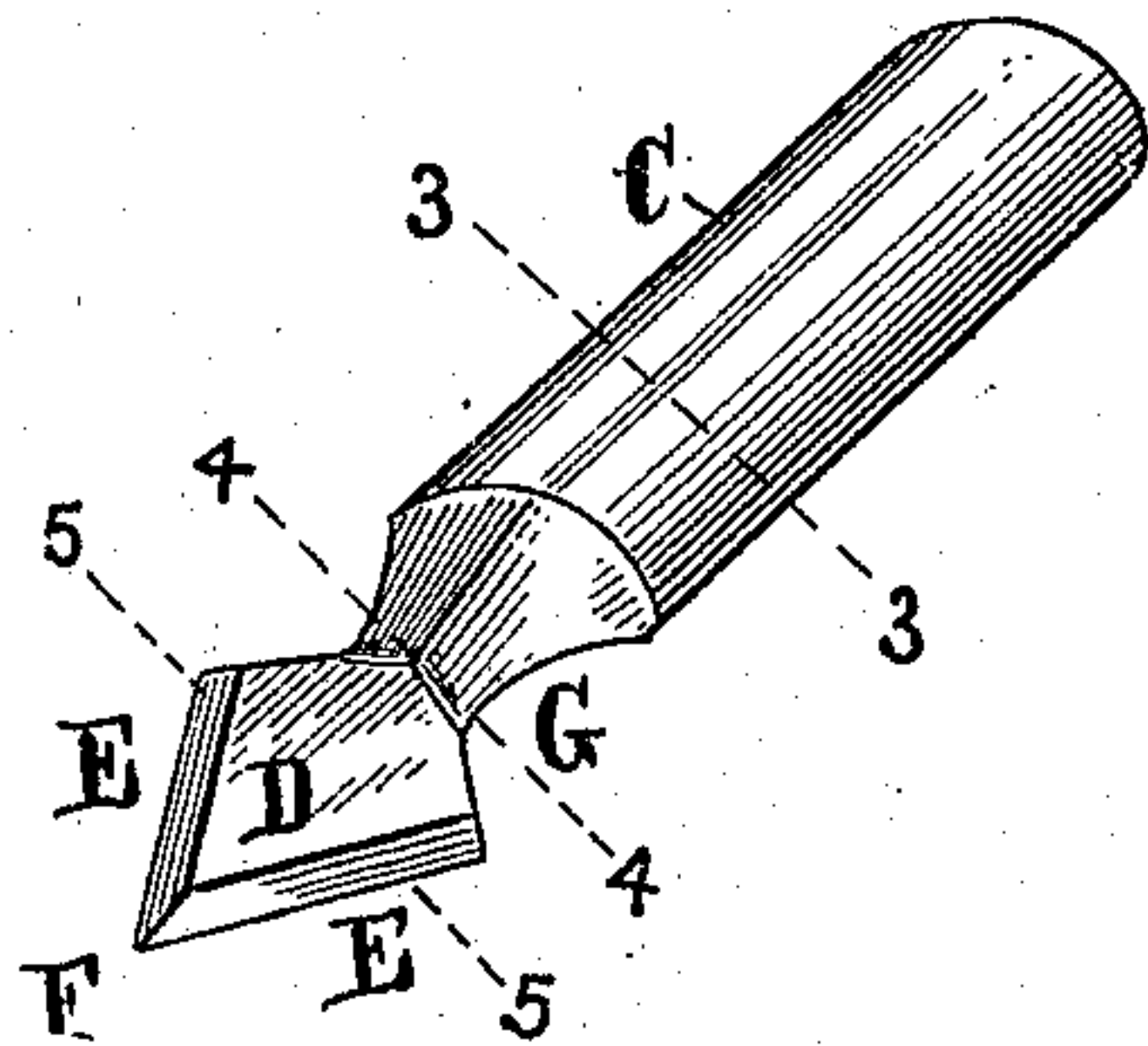


Fig. 1




Fig. 2



Fig. 3




Fig. 4



Fig. 5

Witnesses
R. M. Kelly.
M. F. Driscoll.

Inventor
Joseph Cowley Huss
By 
Attorney

UNITED STATES PATENT OFFICE.

JOSEPH COWLEY HUSS, OF PHILADELPHIA, PENNSYLVANIA.

ERASER FOR INK.

No. 900,374.

Specification of Letters Patent.

Patented Oct. 6, 1908.

Application filed October 8, 1907. Serial No. 396,398.

To all whom it may concern:

Be it known that I, JOSEPH COWLEY HUSS, of the city and county of Philadelphia and State of Pennsylvania, have invented an Improvement in Erasers for Ink, of which the following is a specification.

My invention has reference to erasers for ink marks, and consists of certain improvements, which are fully set forth in the following specification, and shown in the accompanying drawings, which form a part thereof.

The object of my invention is to provide a construction of eraser, which may be detachably adapted to a pen holder, very much in the same manner as a pen and be easily manipulated by use of the holder.

My object is, further, to provide an exceedingly cheap and effective eraser which may be thrown away when dull and replaced by a new one at a trifling cost.

My invention consists of an eraser made of steel having an erasing end and provided with a curved shank adapted for attachment to a pen holder; further, in forming the erasing end with one or more sharp edges preferably terminating in a point; and further, in combining an eraser as above set forth with a socketed holder in a detachable manner whereby the eraser may be removed and replaced when worn.

My invention also comprehends details of construction which, together with the features above specified, will be better understood by reference to the drawings, in which:—

Figure 1 is a perspective view of one of the erasers removed from the holder; Fig. 2 is a plan view of the holder and eraser and Figs. 3, 4 and 5 are cross sections of my eraser respectively taken on dotted lines 3—3, 4—4, and 5—5 of Fig. 1.

A is the eraser proper, and B is the holder which may be made the same as an ordinary pen holder. The eraser A is made of steel and provided with the curved shank C to fit into the ordinary curved groove or socket in the holder B, and has an end D which is flattened and provided with the knife edges E E terminating in a point F. The edges E E are very sharp and highly tempered. The neck portion G between the shank C and end D is stamped up or ribbed in the center to give strength. While I have two knife edges E E, it is evident that one would suffice. Also, while I have shown the erasing edge termi-

nating in a point, the shape may be modified as found desirable and suitable for any special work for which the eraser is to be used. The general shape of the erasing end is V-shaped in the preferred form. This eraser is used with an ordinary pen holder in place of a pen and being made at a trifling cost may be thrown away when it becomes dull and replaced by a new eraser point. These erasers may be made as cheaply as pens and being formed of sheet steel may be highly tempered to retain their sharpness.

My invention comprehends an eraser made in the form of detachable points adapted for use with a pen holder or any handle, and hence I do not limit myself to the minor details of construction as these may be modified without departing from the spirit of my invention.

Having now described my invention, what I claim as new, and desire to secure by Letters Patent, is:—

1. As an article of manufacture, an eraser having an erasing end formed of a flat part having straight beveled edges to form knife edges uniting in a point and having a neck portion cut away to render the cutting edges operative to their extreme ends, and a shank integral with the erasing end adapted for attachment to an ordinary pen holder and by which the eraser may be manipulated.

2. As an article of manufacture, an eraser having an erasing end formed of a flat body having two opposite straight erasing knife edges terminating in a V point, said body being made flat and smooth on one side and having the edges ground off obliquely on the other side to form sharp knife edges, a shank curved in cross section for attachment to a holder and by which the eraser may be manipulated and a neck portion for uniting the shank and erasing end.

3. A removable erasing point for a pen holder consisting of a flat pointed knife-edged part, a shank curved in cross section to fit the holder, and a connecting neck stamped up in ribbed-like form connecting the shank and knife-edged part.

In testimony of which invention, I have hereunto set my hand.

JOSEPH COWLEY HUSS.

Witnesses:

R. M. HUNTER,
R. M. KELLY.