

V. R. HOCHSTAETTER.  
SEWING STAND.  
APPLICATION FILED JULY 1, 1908.

899,696.

Patented Sept. 29, 1908.

Fig. 1.

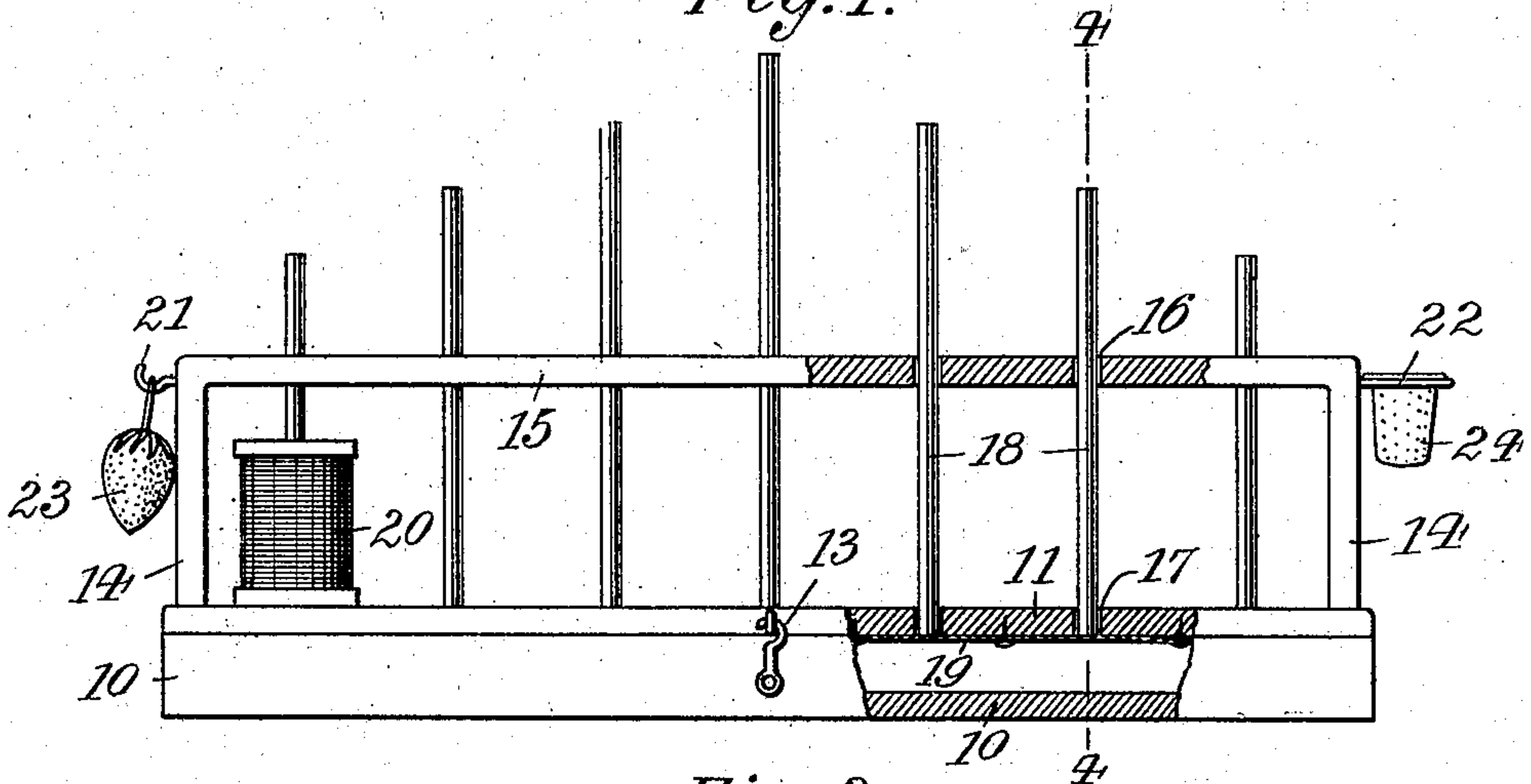


Fig. 2.

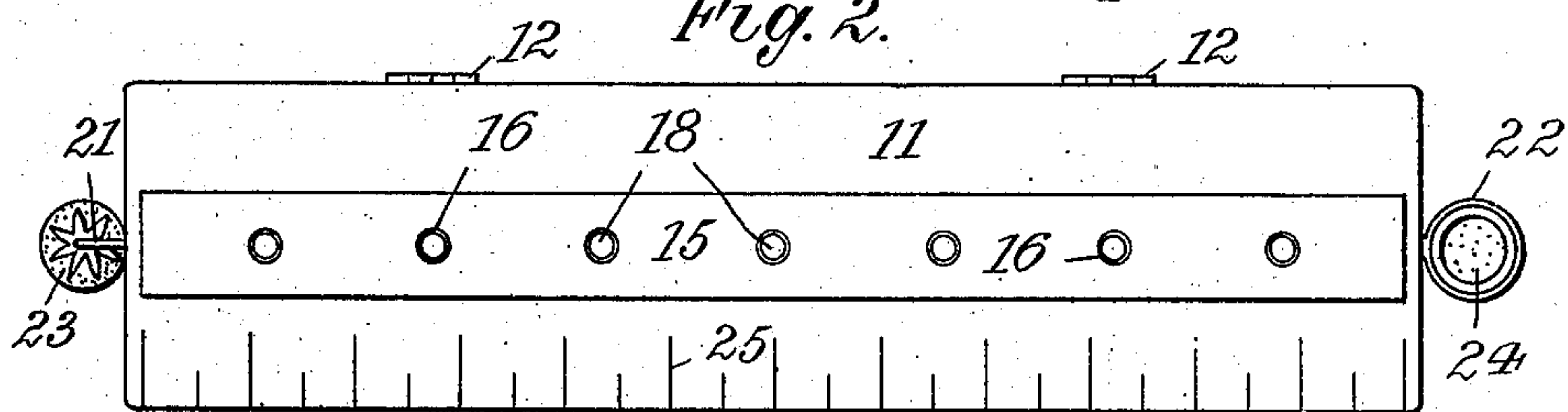


Fig. 3.

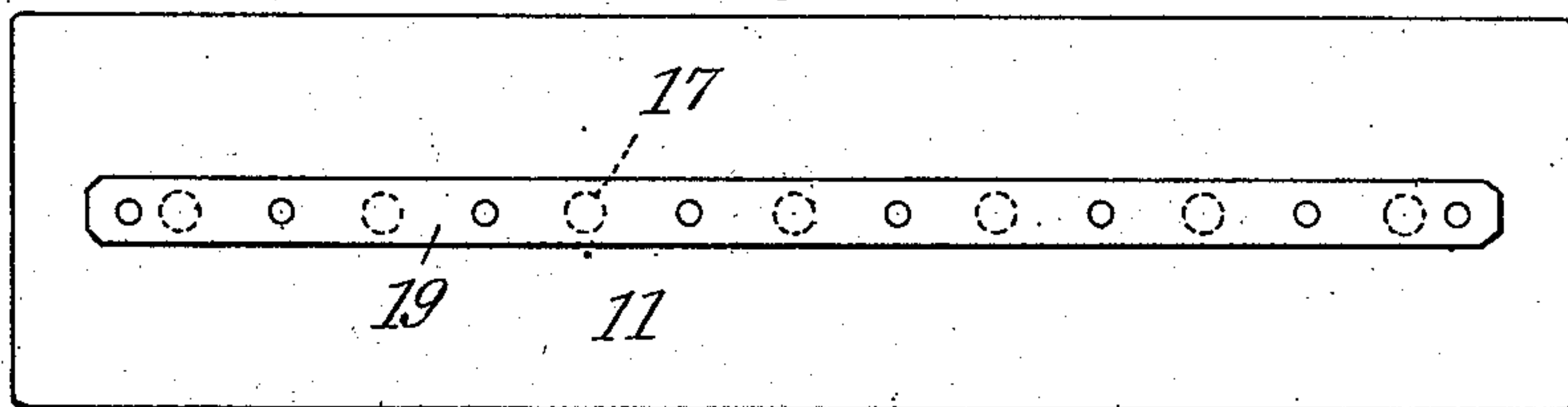
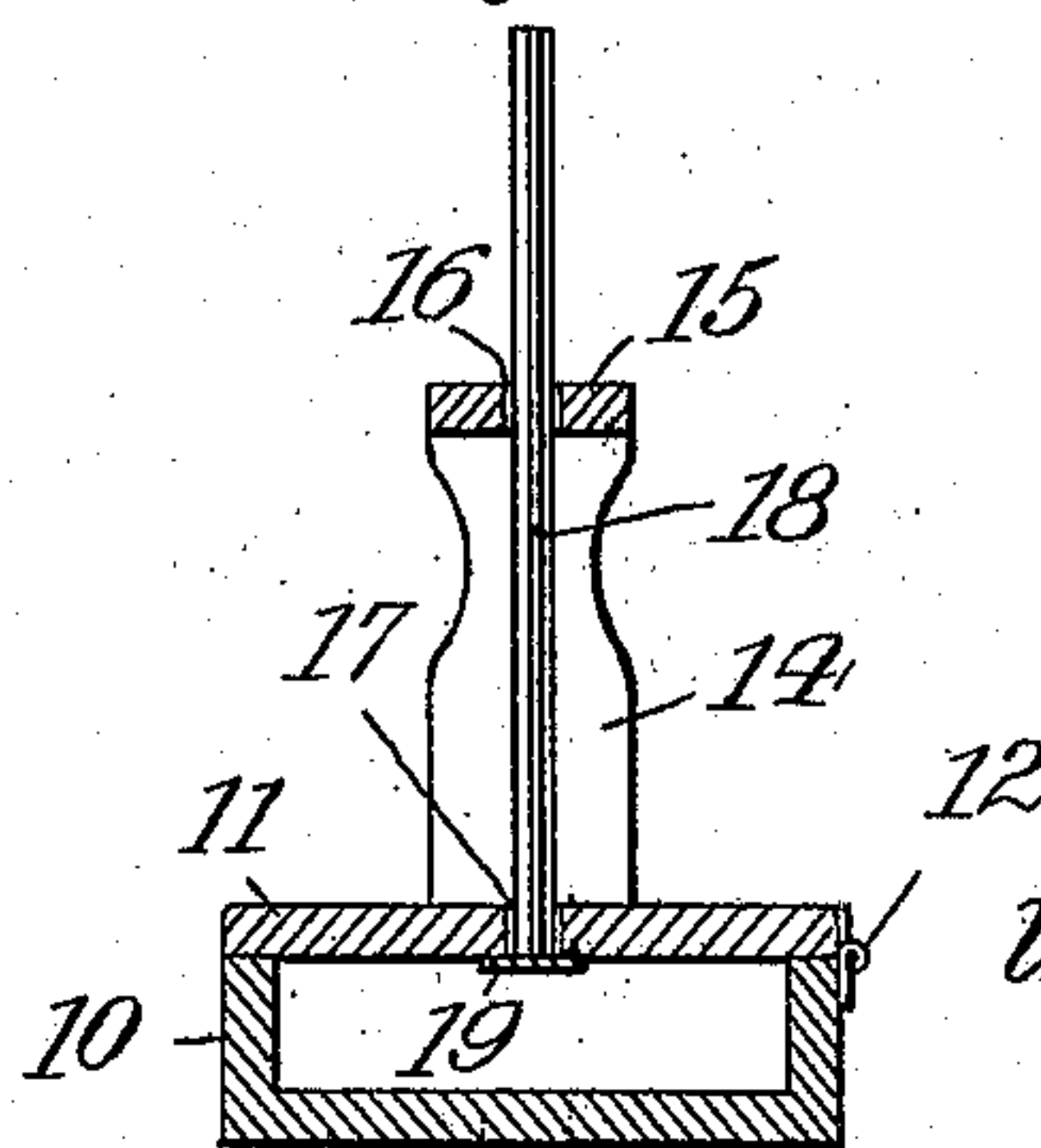


Fig. 4.



WITNESSES  
Arthur E. Jumper.  
August Miller.

INVENTOR  
Victor R. Hochstaetter  
BY  
Frank H. Briesen  
HIS ATTORNEY

# UNITED STATES PATENT OFFICE.

VICTOR R. HOCHSTAETTER, OF NEW YORK, N. Y.

## SEWING-STAND.

No. 899,696.

Specification of Letters Patent.

Patented Sept. 29, 1908.

Application filed July 1, 1908. Serial No. 441,386.

*To all whom it may concern:*

Be it known that I, VICTOR R. HOCHSTAETTER, a citizen of the United States, residing at New York city, Brooklyn, county of Kings, State of New York, have invented new and useful Improvements in Sewing-Stands, of which the following is a specification.

This invention relates to a sewing stand for carrying spools, thimbles, scissors and other devices usually employed in sewing, and for presenting the same in a convenient manner to the operator.

In the accompanying drawing: Figure 1 is a front elevation, partly in section, of my improved sewing stand; Fig. 2 a plan thereof; Fig. 3 a bottom view of the cover, and Fig. 4 a cross section on line 4—4, Fig. 1.

A rectangular work-box 10 is provided with a cover 11 hinged thereto at 12, and closed by a catch 13. From cover 11 project upwardly a pair of posts 14 connected by a horizontal rail 15 which extends longitudinally over the center of the cover. Rail 15 and cover 11 are provided with aligned apertures 16, 17, for removably receiving a number of upright pins 18 which rest upon a foot-plate 19 secured to the inner side of cover 11, (Fig. 3). Pins 18 are of different lengths and they thus project above rail 15 at different elevations, the drawing showing the pins to diminish in length from the center towards both ends of the cover. Thus each of the pins may be readily grasped without interfering with the flanking pins by approaching it sidewise. Pins 18 are used for carrying spools 20, and similar articles, which may be supported either upon cover 11, or upon rail 15. From posts 14 project laterally a hook 21 and a ring 22 adapted to accommodate a pin-cushion 23

and a thimble 24, respectively, while an inch scale 25 is marked on the front edge of cover 11.

It will be seen that my improved sewing stand is of simple construction, and that it presents to the operator, in a convenient manner, the various devices used during sewing.

I claim:

1. A sewing stand comprising a box, a perforated cover hinged thereto, a perforated rail extending over the cover, and pins removably engaging the cover and rail-perforations, substantially as specified.

2. A sewing stand comprising a box having a cover, a perforated rail carried by the cover, and a series of pins removably engaging the rail, the pins being of different lengths and projecting above the rail at different elevations, substantially as specified.

3. A sewing stand comprising a box having a cover, a perforated rail carried by the cover, and a series of pins removably engaging the rail, the pins decreasing in length from the center towards the ends of the cover, substantially as specified.

4. A sewing stand comprising a box having a cover, posts projecting upwardly therefrom, a perforated rail connecting the posts, a hook and a ring projecting from the posts, and a series of pins removably engaging the rail, the pins decreasing in length from the center towards the ends of the cover, substantially as specified.

Signed by me at New York city, (Manhattan,) N. Y., this 30th day of June, 1908.

VICTOR R. HOCHSTAETTER.

Witnesses:

FRANK V. BRIESEN,  
AUGUST MINER.