

I. SEITZMAN.

HAT OR CAP.

APPLICATION FILED JAN. 11, 1907.

899,334.

Patented Sept. 22, 1908.

3 SHEETS—SHEET 1.

Fig. 1.

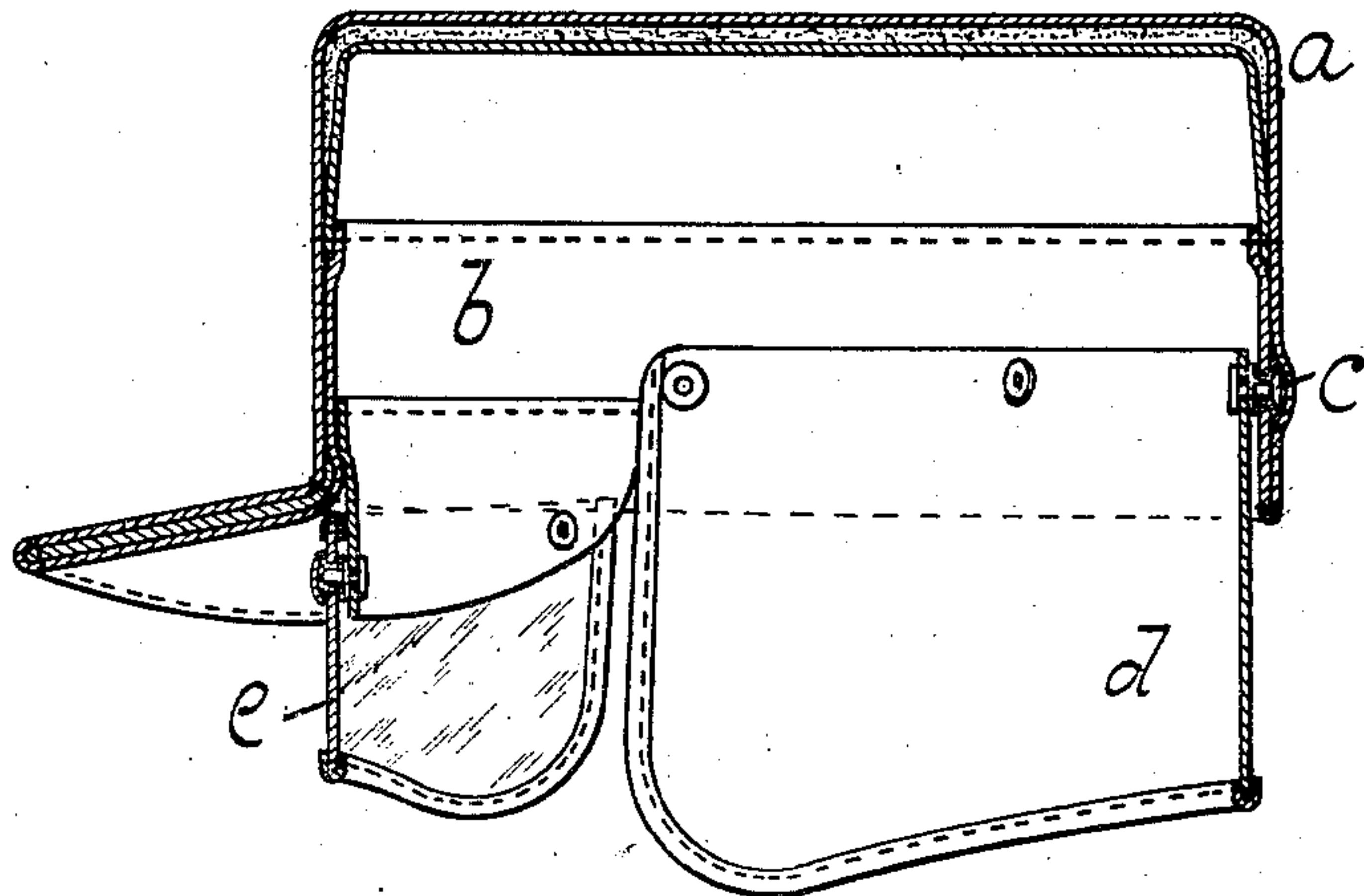


Fig. 2.

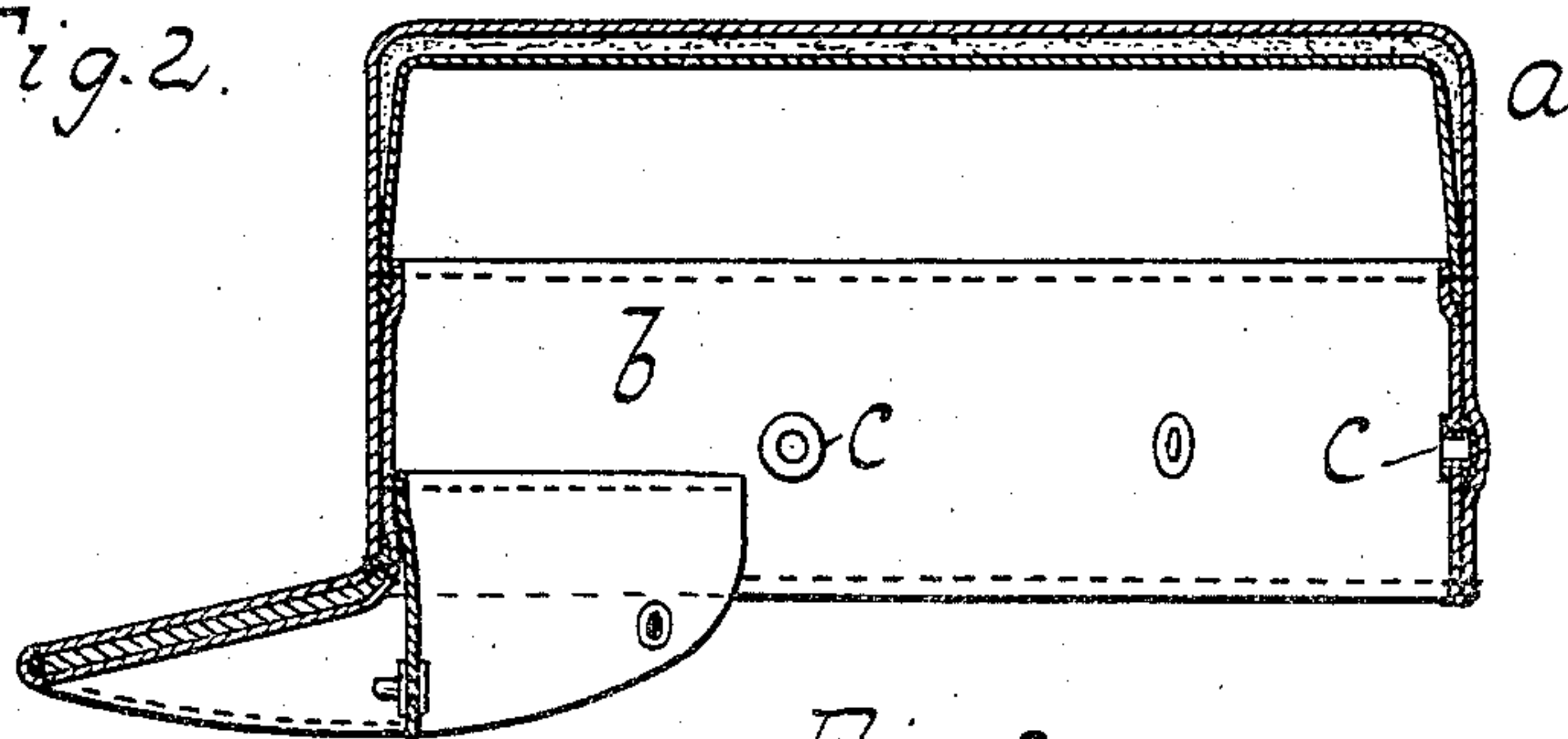


Fig. 3.

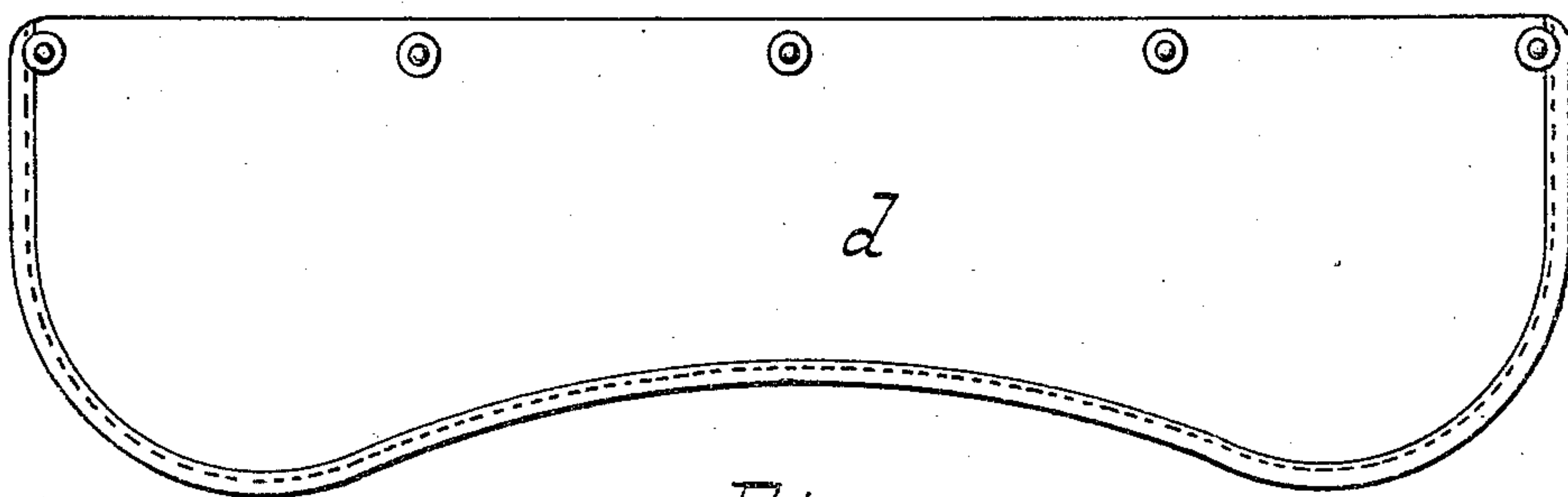
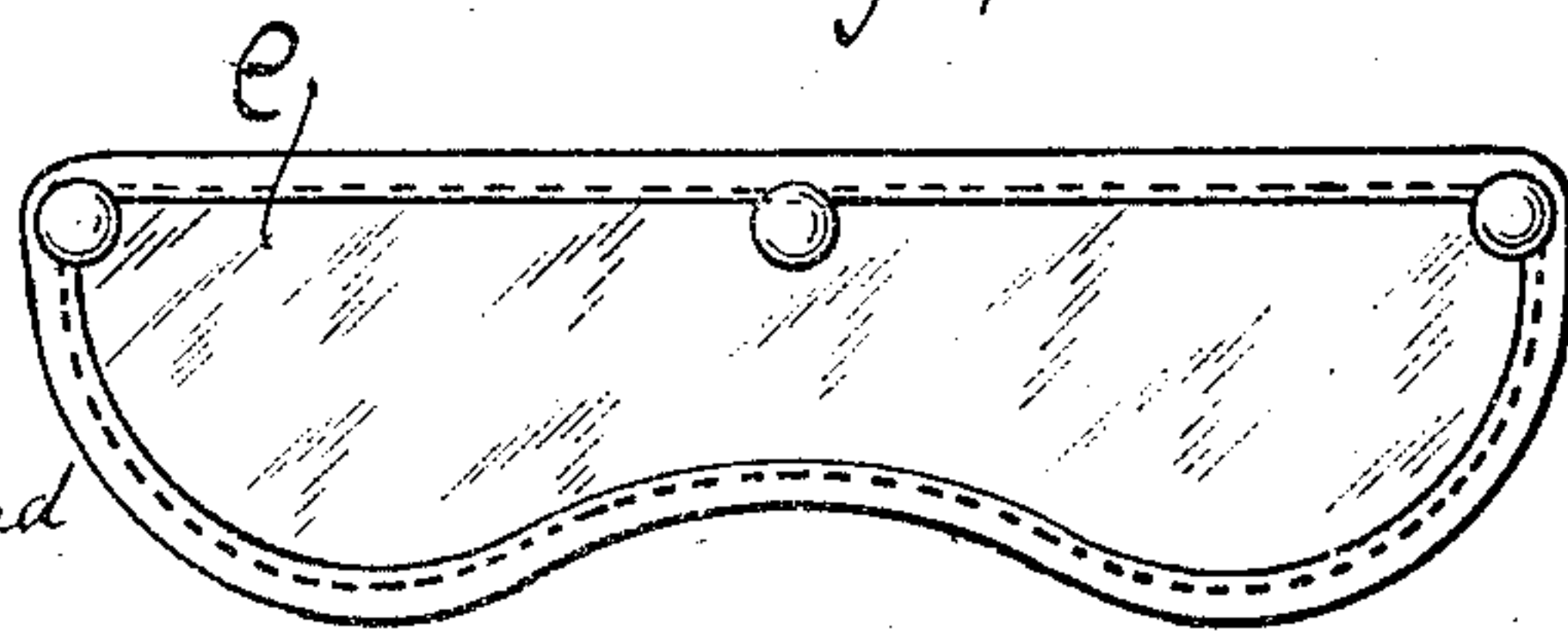


Fig. 4.



WITNESSES:

William Miller
Christian Almstead

INVENTOR

Issak Seitzman

BY W. C. Hauff
ATTORNEY

I. SEITZMAN.

HAT OR CAP.

APPLICATION FILED JAN. 11, 1907.

899,334.

Patented Sept. 22, 1908.

3 SHEETS—SHEET 2.

Fig. 5.

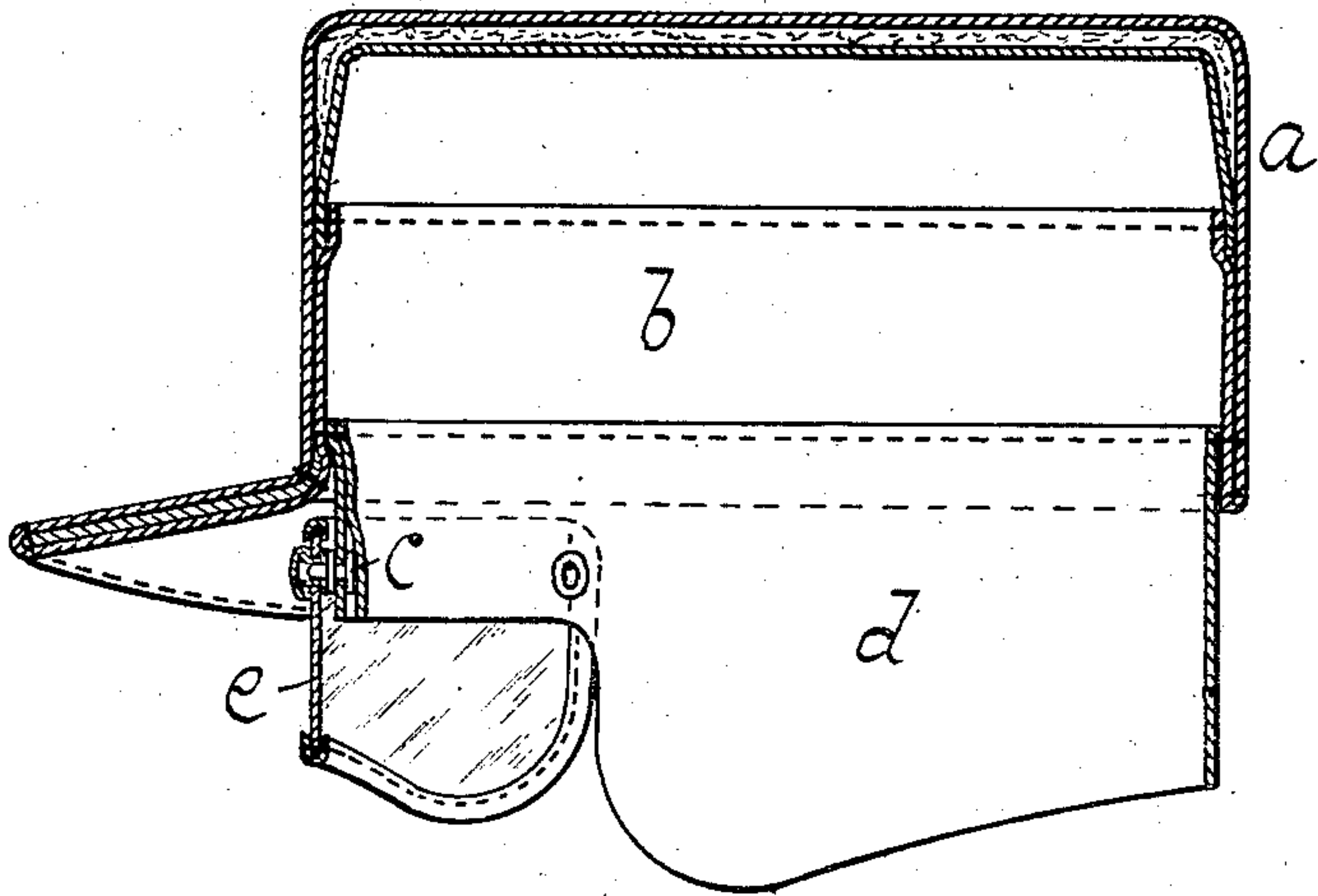
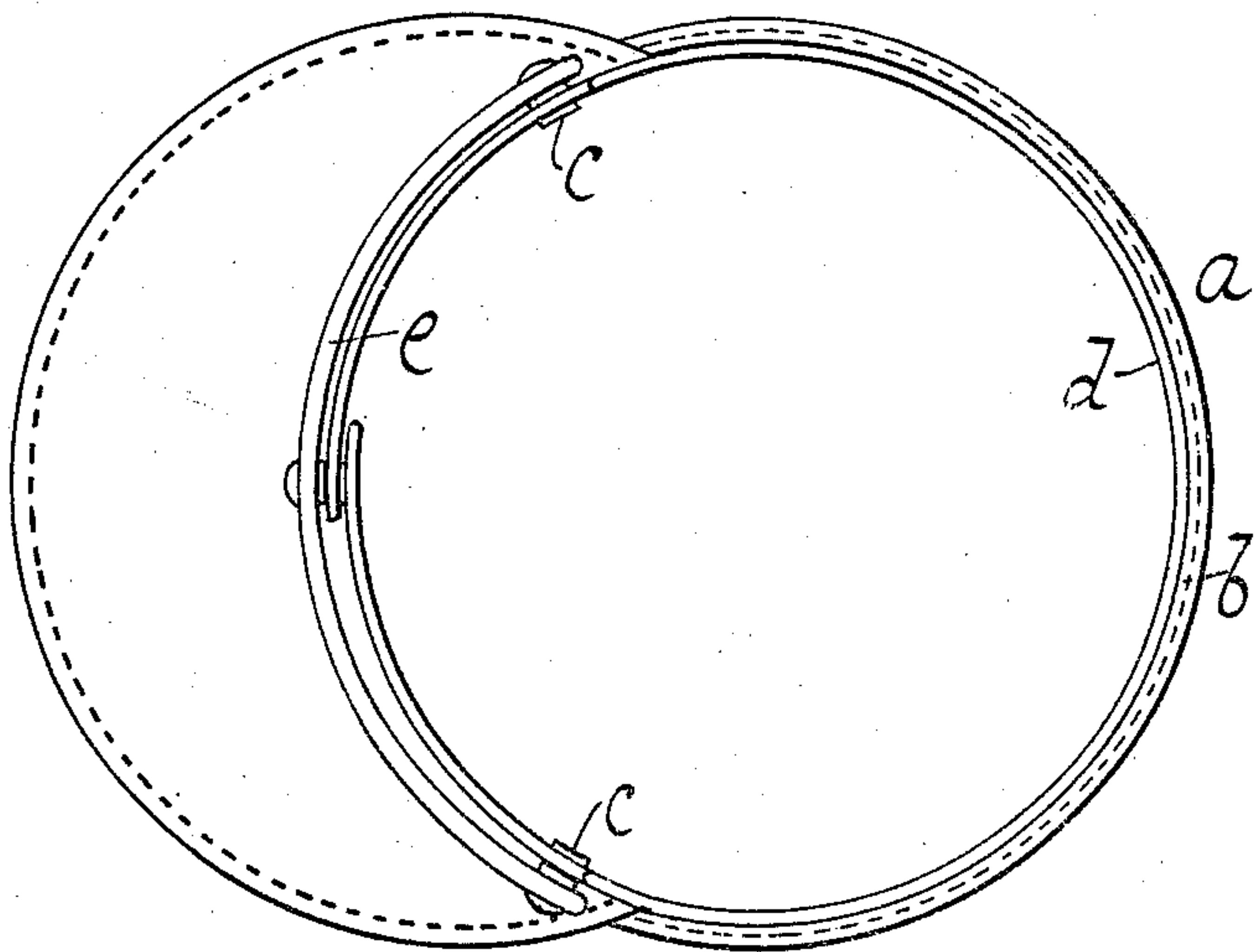


Fig. 6.



WITNESSES:

William Miller
Christian Almstead.

INVENTOR

Issak Seitzman

BY

W. C. Hauff
ATTORNEY

I. SEITZMAN.

HAT OR CAP.

APPLICATION FILED JAN. 11, 1907.

899,334.

Patented Sept. 22, 1908.

3 SHEETS—SHEET 3.

Fig. 7.

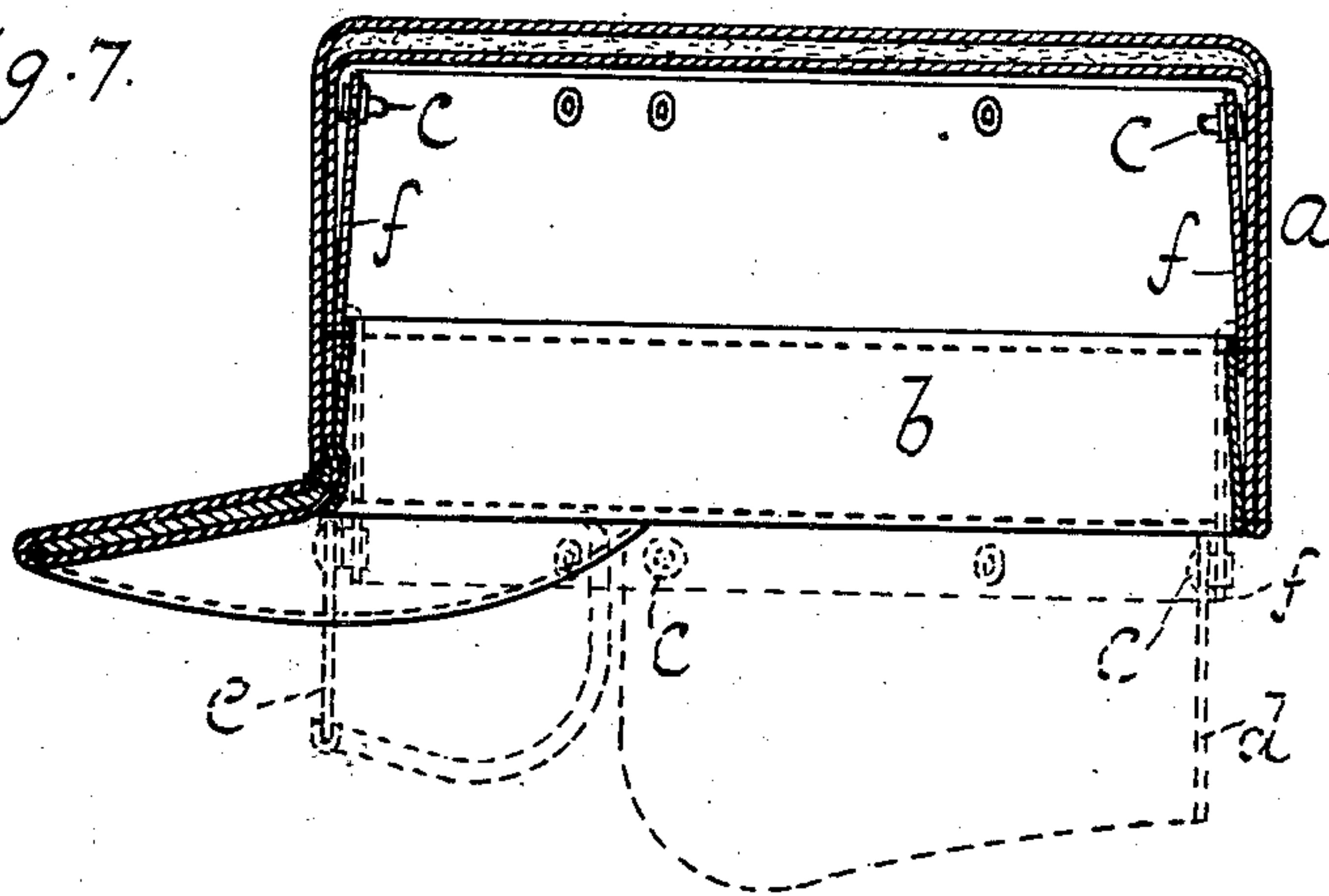


Fig. 8.

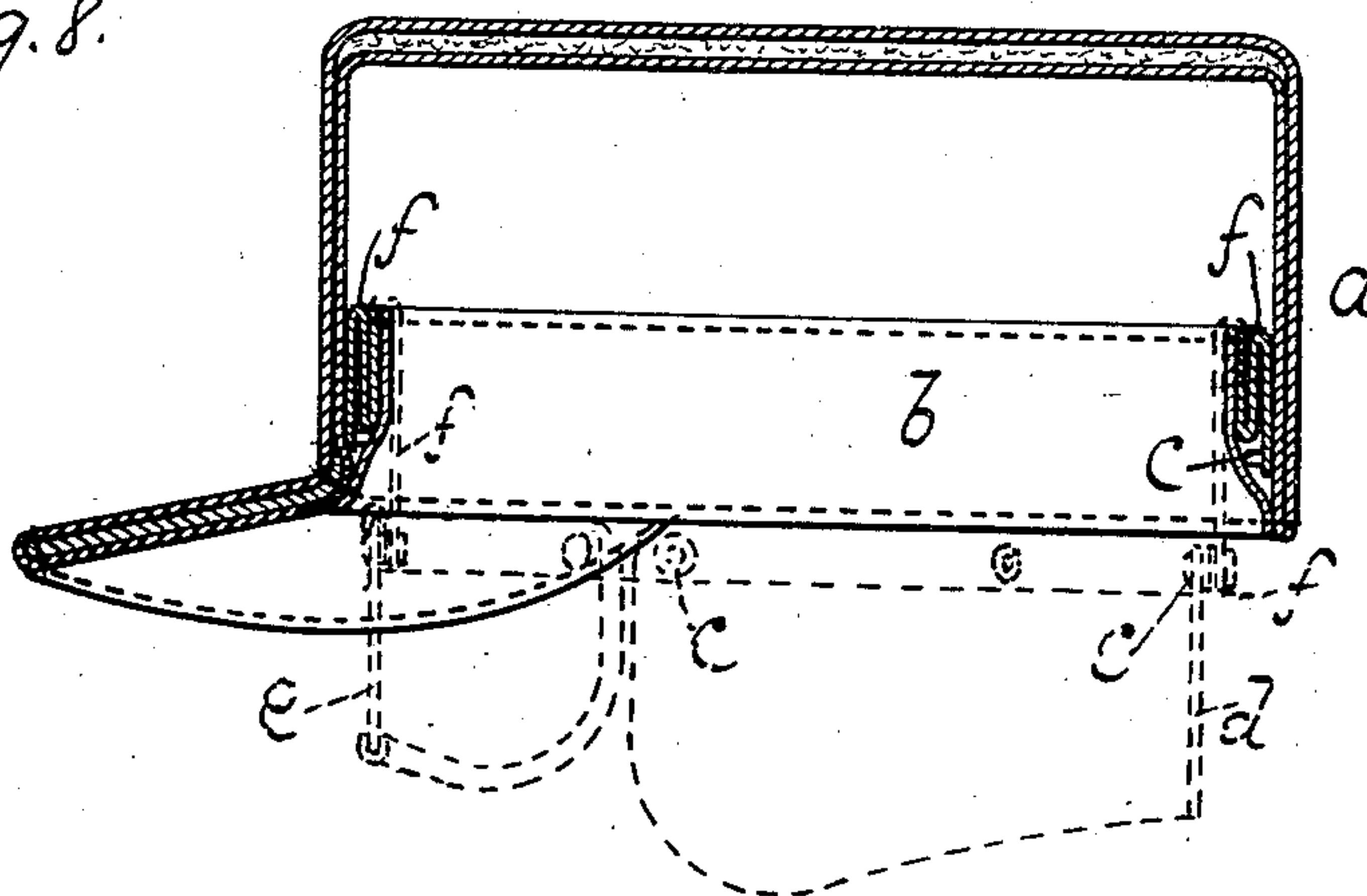
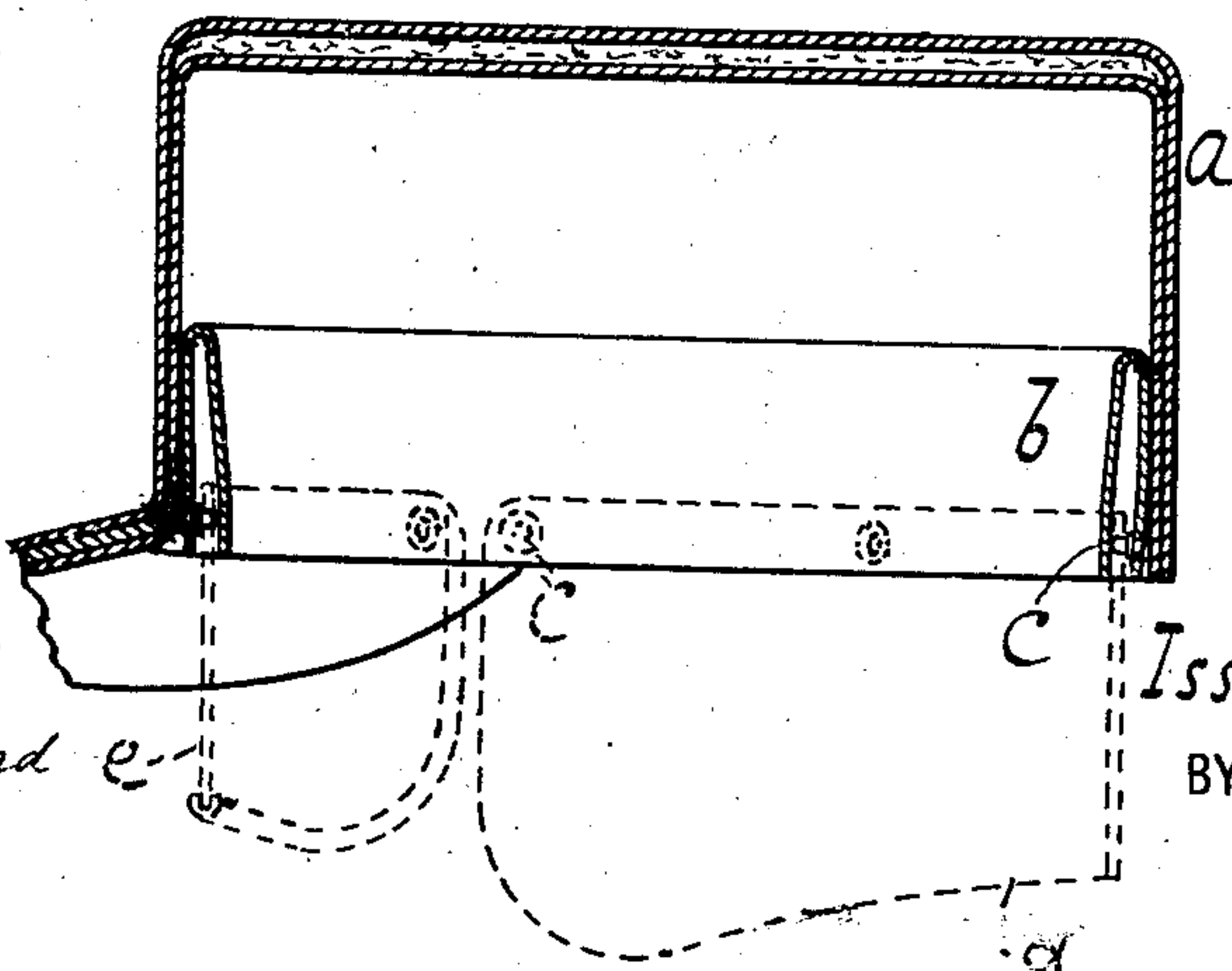


Fig. 9.



WITNESSES:

William Miller
Christian Almstead

INVENTOR

Issak Seitzman

BY

W. C. Hauff
ATTORNEY

UNITED STATES PATENT OFFICE.

ISSAK SEITZMAN, OF NEW YORK, N. Y.

HAT OR CAP.

No. 899,334.

Specification of Letters Patent.

Patented Sept. 22. 1908.

Application filed January 11, 1907. Serial No. 351,875.

To all whom it may concern:

Be it known that I, ISSAK SEITZMAN, a citizen of the United States, residing at New York, in the county of New York, State of New York, have invented new and useful Improvements in Hats or Caps, of which the following is a specification.

This invention provides means by which an ear and neck protector as also an eye protector can be readily attached to a hat or cap without disfiguring the exterior of the article.

This invention is set forth in the following specification and claim and illustrated in the annexed drawing, in which:

Figure 1 is a sectional view of a cap embodying this invention, the protectors being applied. Fig. 2 shows the article with the protectors removed. Fig. 3 shows a neck and ear protector. Fig. 4 shows an eye protector. Fig. 5 shows a modification. Fig. 6 shows an under view of Fig. 5. Fig. 7 shows a further modification. Fig. 8 shows parts in a different position than in Fig. 7. Fig. 9 shows the fasteners protected under a sweat band or fold thereof.

In this drawing is shown a cap the outer cloth of which is shown at *a* and the sweat band at *b*. This sweat band is shown with attachments *c* of suitable kind as for example glove fastener or snap button parts or sockets. The sweat band provided with attachments allows connecting of protectors.

An ear and neck portion is shown at *d*. The attachments on the protector engaging those of the sweat band the protector can be attached or removed as required. An eye protector *e* can also be applied. The attachments can be applied at about the center line of the sweat band (Fig. 1) or below such line (Fig. 5).

In Fig. 7 the attachment is shown connected to the top of the sweat band by means of a flexible strip *f* connected to the top or upper edge of the sweat band. Such strip can be of suitable width and when not used to support or attach a protector can be turned or folded to be out of use or out of the way.

The strip can be of suitable width and turned up to make the attachments face outward or lie against the cap or its lining. The protector in each case is of sufficient width or provided with an attaching strip to allow the protector to come down far enough to protect the ears. The upper edge part of the lining could be left loose to a certain extent

so that the attachment strip when out of use can be not only folded up but turned back or tucked behind the sweat band between the latter and the body of the article. The strip can be sewed into place in flat or single thickness so as not to add to the thickness of the sweat band or diminish the size of the cap.

The eye shield can be attached or sewed to either side of the band and can be attached with suitable attachments as fastener studs or eyelets in the center. The eye shield can be of suitable shape, concave, plane or other form and can be covered with cloth or material comfortable to the touch and having a suitable sight opening cut thereon. The eye shield can be detachably or otherwise connected to a strip connected to a forehead protector. Said eye shield can be turned into the band or cap when not in use on the plan of the protector of U. S. Patent Dinner No. 352,453, of Nov. 7, 1886, and the buttons can be concealed by a cover strip or flap.

A flap piece to which the shield can be attached and which can be turned in and out on the plan of the Dinner patent is shown in Fig. 2.

The concealment of the buttons by a cover strip or flap is shown in Fig. 9.

In Fig. 9 the sweat band is shown doubled and the fasteners are protected under the fold but can be reached to attach or remove the protector *d* or shield *e*.

The eye glass when not in use can be slipped into a pocket in a suitable place in the cap or lining or under the band.

The protector *d* can be one continuous piece entirely about the neck or made in sections.

I claim:

1. A cap having the sweat band secured thereto and provided with attachments for detachably connecting an ear and neck protector and an eye protector.

2. A cap having the sweat band provided on its face with attachments for connecting an ear and neck protector and an eye protector, said attachments being at the upper part of the sweat band.

In testimony whereof I have hereunto set my hand in the presence of two subscribing witnesses.

ISSAK SEITZMAN.

Witnesses:

EDWARD WIESNER,
CHRISTIAN ALMSTEAD.