

P. M. MATHESON.

CARD HOLDER.

APPLICATION FILED JULY 31, 1907.

898,758.

Patented Sept. 15, 1908.

Fig. 1.

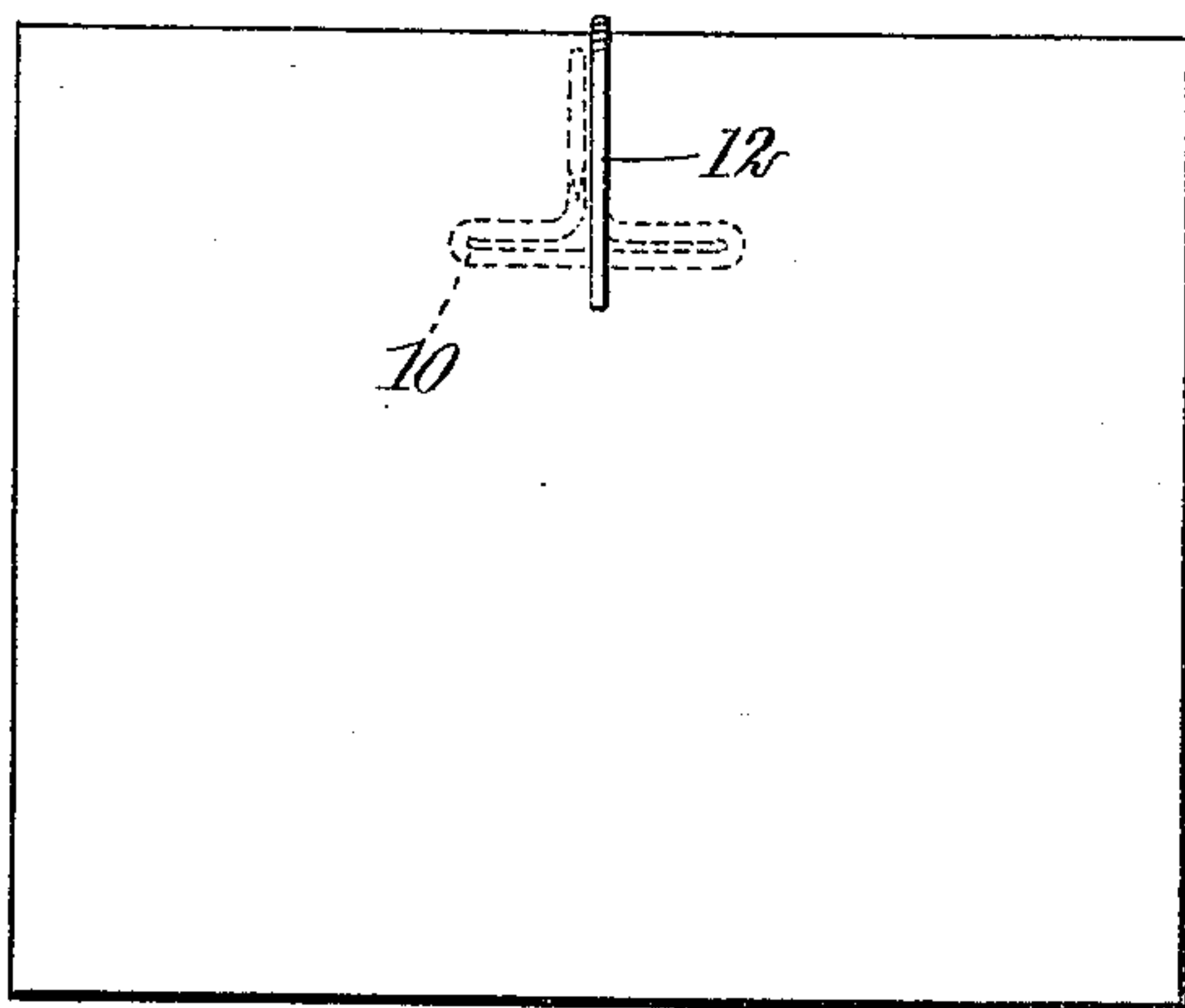


Fig. 2.

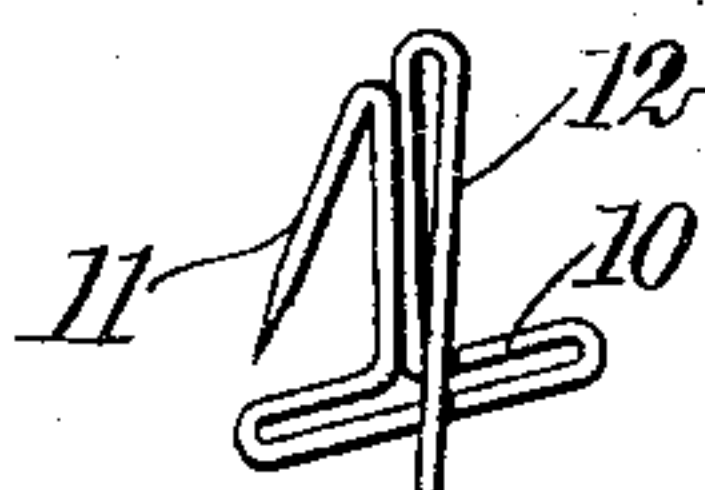


Fig. 3.

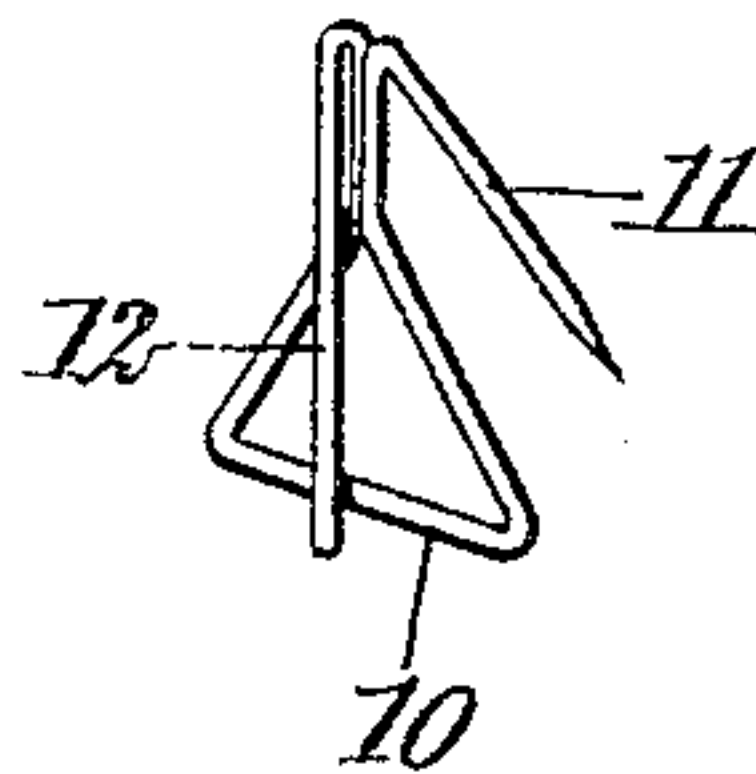
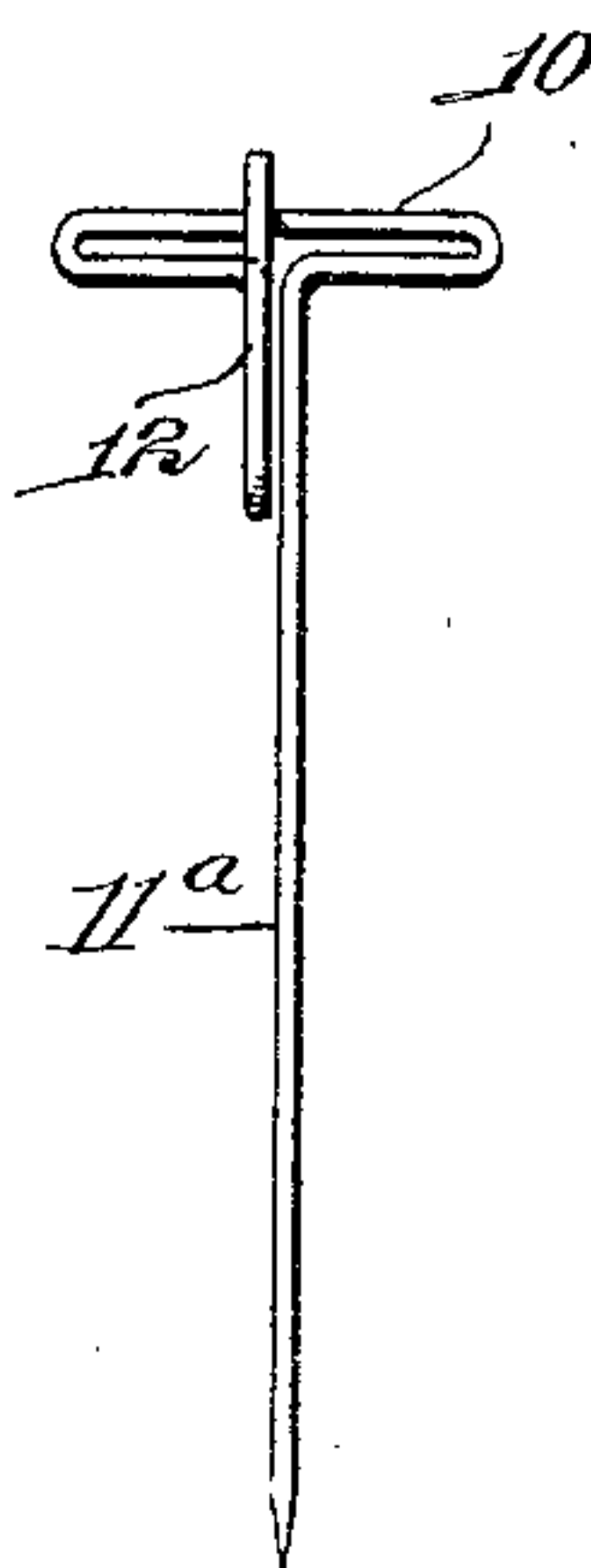


Fig. 4.



WITNESSES

Louis C. Stokes
W. W. Stokes

INVENTOR

Peter M. Matheson

BY *Mum Co.*

ATTORNEYS

UNITED STATES PATENT OFFICE.

PETER MACDONALD MATHESON, OF SAN JUAN, PORTO RICO.

CARD-HOLDER.

No. 898,758.

Specification of Letters Patent.

Patented Sept. 15, 1908.

Application filed July 31, 1907. Serial No. 386,481.

To all whom it may concern:

Be it known that I, PETER M. MATHESON, a citizen of the United States, and a resident of San Juan, Porto Rico, West Indies, have invented new and useful Improvements in Card-Holders, of which the following is a full, clear, and exact description.

This invention has reference to improvements in card holders as are employed in affixing price marks to clothing and other articles in show windows, etc., and its object is to provide a simple and effective device of this nature which is constructed of a single piece of wire by bending it at a point intermediate its length to provide a head, with the free ends of the wire brought together and arranged side by side, one of which is formed with a pointed extremity to provide a pin, and the other being bent upon itself in a plane at right-angles to the plane of the head to produce a hook for engaging and holding the card.

Reference is to be had to the accompanying drawings forming a part of this specification, in which similar characters of reference indicate corresponding parts in all the views.

Figure 1 is a face view of one form of my improved holder as applied to a card; Fig. 2 is a perspective view of the holder shown in Fig. 1; Fig. 3 shows a holder in perspective substantially like that shown in Figs. 1 and 2, but differing therefrom in that it is provided with a modified form of head; and Fig. 4 is a still further form of my invention.

In producing my improved card-holder, I employ a single piece of wire which is bent upon itself intermediate its length to form an enlarged head 10, which, as shown in Figs. 1 and 2, is in the form of an elongated loop, the free ends of said wire being brought together and arranged side by side. One of the free ends of the wire is bent upon itself in a plane at right-angles to the head 10, and its extremity sharpened or pointed to provide a pin 11, the bend of the hook 11 being slightly lower than the point of bending of hook 12, the object being to have the hook 11 invisible when the price card is in position. The other free end of the wire is also bent upon itself in a plane at right-angles to the plane of the head 10, but is located at the opposite side of said head and provides a hook 12, the latter being designed to engage a card or the like at one edge and press it into firm engagement with the head 10, as illustrated in Fig. 1. The head 10 also serves to hold the card in a flat position.

The pin 11, in that form of my invention shown in Figs. 1 and 2, projects from the body of the holder at an angle and serves as a means for attaching the holder to the clothing or other article. In that form of my invention shown in Fig. 3, the construction is substantially the same, differing only in that the head 10 is in the form of a triangular shaped loop.

In Fig. 4 I have shown a form of my invention in which the construction is the same as shown in Figs. 1 and 2 except that the pin 11^a instead of being bent upon itself in the manner illustrated, is left straight and projects in the opposite direction from the hook 12; this construction being desirable when the card is to be supported from its bottom edge.

While I have only shown three forms of my improved card-holder it is apparent to those skilled in the art to which the invention appertains that others may be produced within the scope of the invention as defined in the annexed claims.

Having thus described my invention, I claim as new and desire to secure by Letters Patent:

1. A card holder formed of a single piece of wire bent intermediate of its length to form a loop shaped head from which project straight parallel members, one of said members being extended to form a pin and the other member being bent downward approximately parallel with the first mentioned portion thereof, and having its terminal projecting across the said head and forming therewith and with the said parallel members a clamp for securing the holder to a card.

2. A cardholder formed of a single piece of wire bent intermediate of its length to form a loop shaped head from which project straight parallel members of unequal length, the shorter member being extended outwardly and downward to form a fastening pin, and the longer member extended in the opposite direction and extending downward approximately parallel with the straight portion thereof and having its terminal extending across the head.

In testimony whereof I have signed my name to this specification in the presence of two subscribing witnesses.

PETER MACDONALD MATHESON.

Witnesses:

CARLOS GORBER,
JUVENAL SANDOVAL.