

A. KASSE.
SKIRT.

APPLICATION FILED JAN. 16, 1908.

898,747.

Patented Sept. 15, 1908.

Fig. 1.

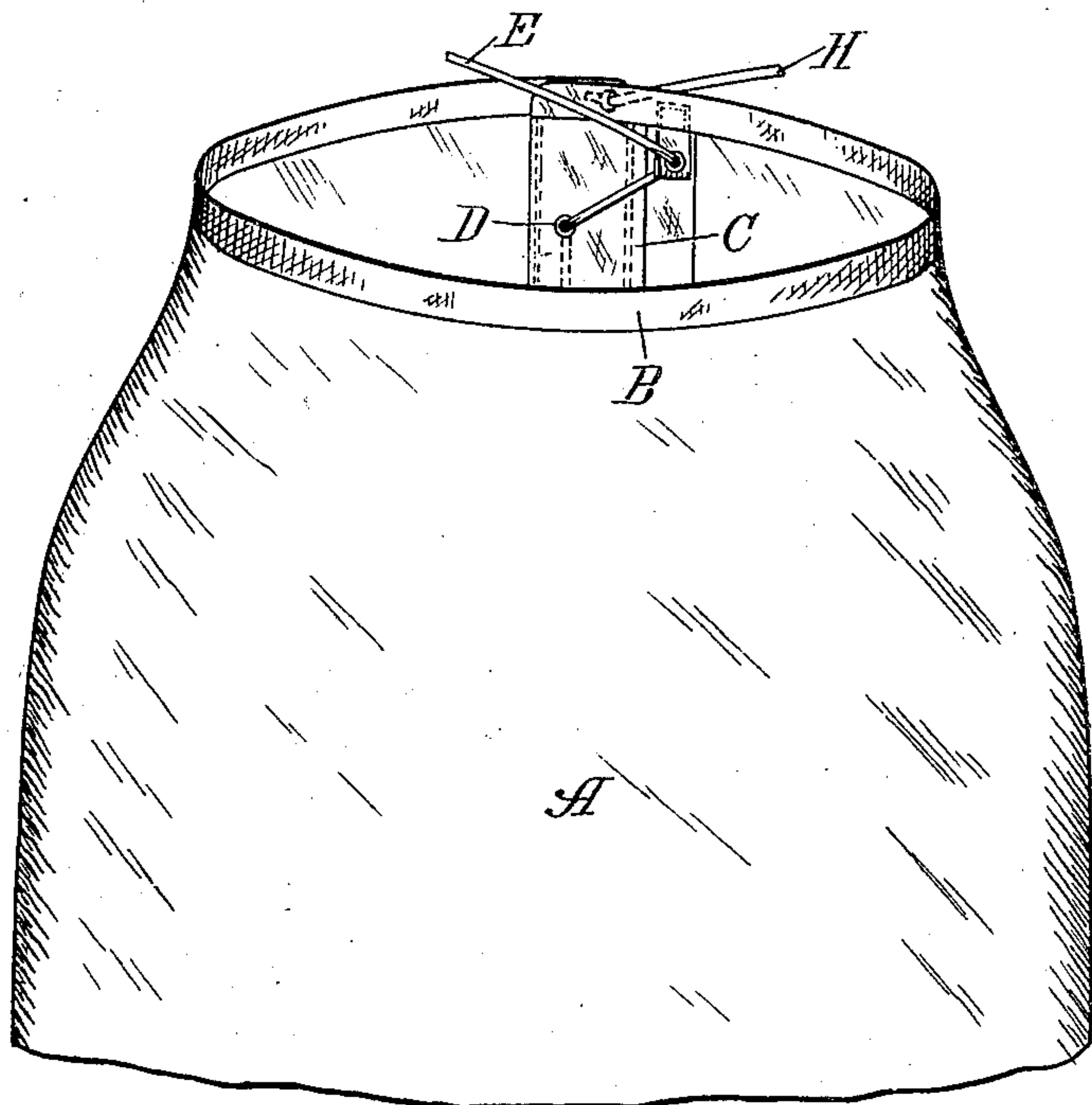


Fig. 2.

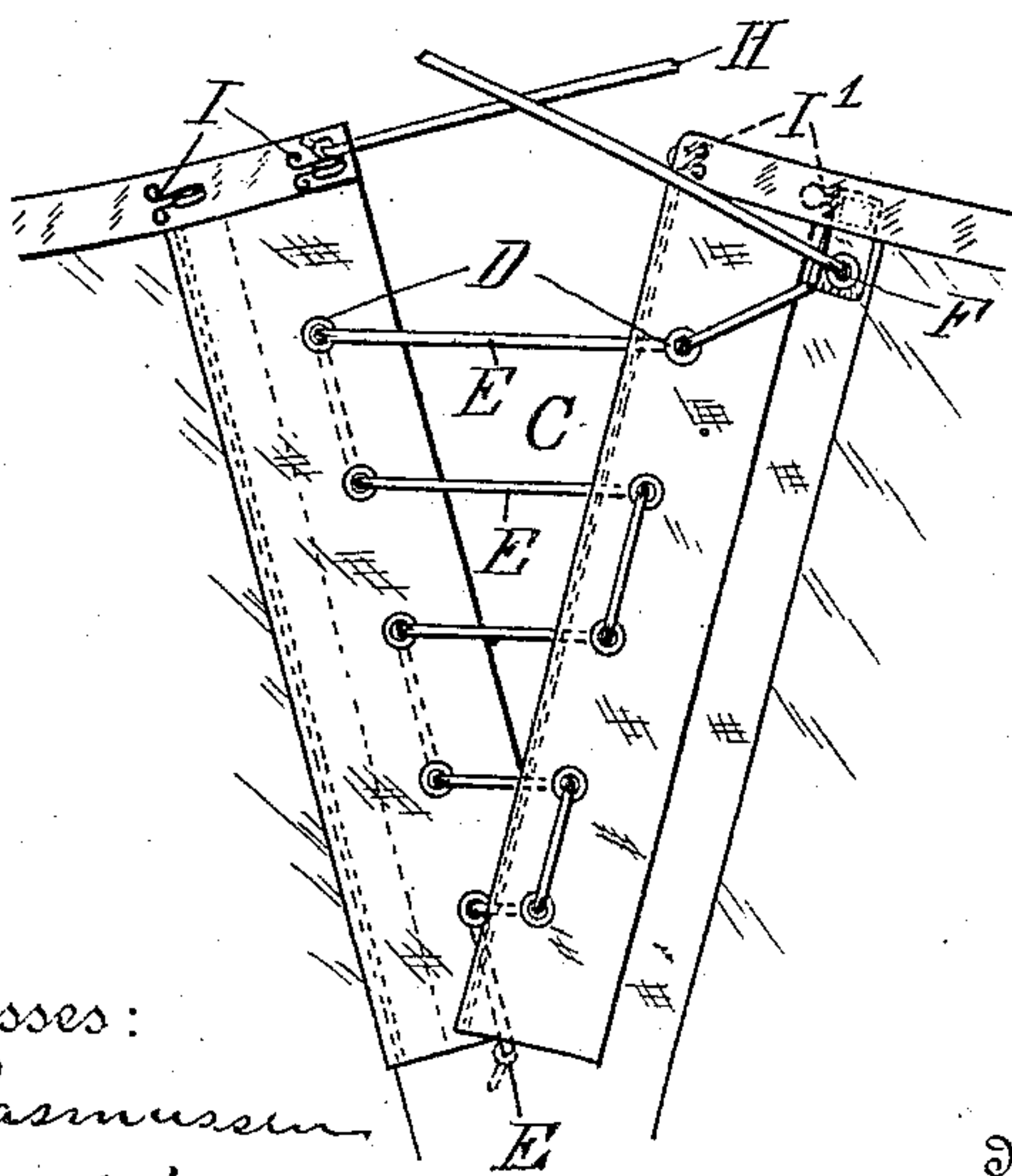
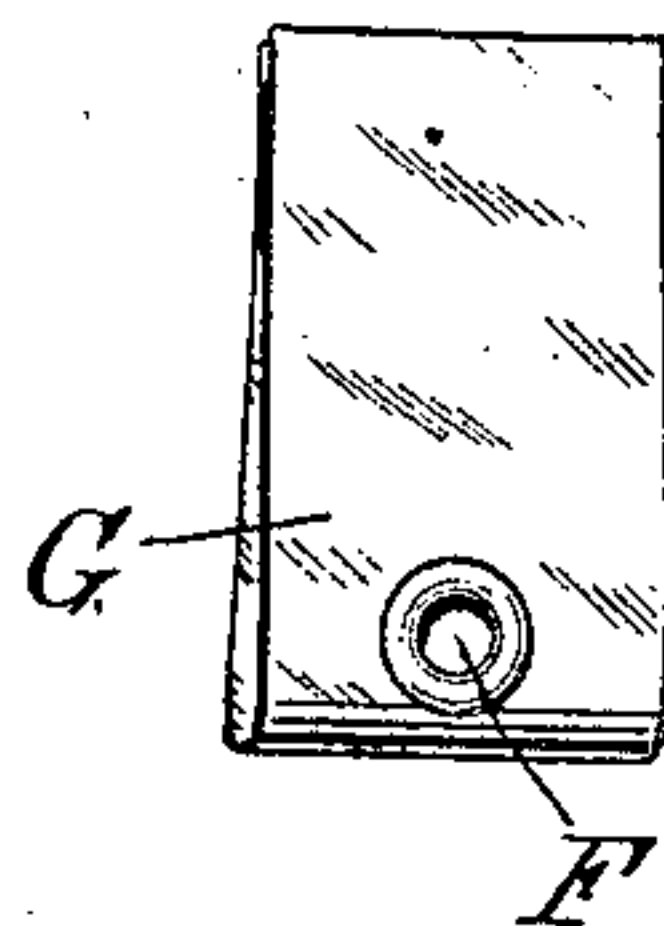


Fig. 3.



Witnesses:
G. V. Rasmussen
John A. Kehlentuck

Inventor
ABRAM KASSE
By his Attorneys
Briesen Knautz

UNITED STATES PATENT OFFICE.

ABRAM KASSE, OF NEW YORK, N. Y., ASSIGNOR OF ONE-THIRD TO SIMON MANHEIMER
AND ONE-THIRD TO FREDERICK C. FICKER, OF NEW YORK, N. Y.

SKIRT.

No. 898,747.

Specification of Letters Patent.

Patented Sept. 15, 1908.

Application filed January 16, 1908. Serial No. 411,036.

To all whom it may concern:

Be it known that I, ABRAM KASSE, a citizen of the United States, and a resident of the borough of Manhattan, city, county, and State of New York, have invented certain new and useful Improvements in Skirts, of which the following is a specification.

My invention relates to ladies' skirts and more particularly to the placket thereof, and has for its object to provide a closure therefor which is simple and effective and easily operated.

Other objects of my invention will appear from the annexed description and the features of novelty will be pointed out in the appended claims.

Reference is to be had to the accompanying drawings in which

Figure 1 is a perspective view of a skirt, embodying my invention; Fig. 2 is a detail view showing the placket open and Fig. 3 is a detail view of a portion of my device.

A is the body of the skirt having the usual waistband B and placket C. Each side of the placket is provided with a row of spaced eyelets D arranged opposite to each other near each edge of the placket.

E is a draw string having its one end secured at E' to the skirt body near the lower end of the placket opening. This string E passes through each row of eyelets D from one side to the other in the manner shown and described in a prior patent issued to me on September 17, 1907, #866,283. The general construction of the placket may be the same as shown and described in the said patent referred to. After leaving the eyelets D, the draw string E passes through an eyelet F located in a tab G which has its one end secured beneath the waist band B as by sewing or otherwise. The other end of this tab is preferably free so that the end of the string E can easily be projected through the eyelet F and so that said string will run freely through said eyelet without undue friction. The tab G is located on the inside of the garment, a short distance from the edge of the placket.

H is a tie string which is secured to the draw string E after the placket has been closed and both strings have been passed around the waist of the wearer.

I and I' are hooks and eyes respectively located on each side of the placket preferably on the waist band and cooperate with each

other to secure the upper portion of the placket in its closed condition.

By supplying the tab and passing the draw string through an eyelet in said tab the said string can easily be drawn taut to close the placket, the said tab serving a sort of pulley. All the eyelets are also invisible from the outside with this construction, and if it is necessary to alter the skirt at the waist band this can easily be done by first removing the tab and then changing the skirt, after which the tab is replaced in its proper location. Such alteration cannot be effected when the final eyelets project through the skirt to the outside with great trouble and disfiguring of the skirt. The said tab may also be used as a tab or tag on which to place identifying marks or indications of size, etc. After the skirt has been put on by the wearer the hooks and eyes I and I' are first engaged with each other after which the draw string E is drawn taut which pulls the sides of the placket toward each other and effectually closes the placket. The draw string E is then passed around the waist of the wearer and tied to the string which also extends around the waist of the wearer in the opposite direction.

I claim:

1. A skirt having a placket, a series of eyelets to each side thereof, a tab secured to said skirt adjacent to the placket and having an eyelet, a draw string having its one end secured to the body of the skirt and extending through said eyelets from side to side, and finally extending through the eyelet in said tab and a tie string arranged to be tied with the free end of said draw string.

2. A skirt having a placket, a series of eyelets to each side of said placket, a tab having its one end free and its other end secured to the skirt adjacent to the placket, a draw string extending through both series of eyelets, and also through the eyelet in said tab, and having its one end secured to the skirt and a tie string arranged to be tied with the free end of the draw string.

In witness whereof I have hereunto set my hand, in the presence of two subscribing witnesses, this 19th day of December, 1907.

ABRAM KASSE.

Witnesses:

FRED C. FICKER,
JOHN LOTKA.