

B. T. WARD.  
 IRONING BOARD.  
 APPLICATION FILED MAY 9, 1907.

898,707.

Patented Sept. 15, 1908.

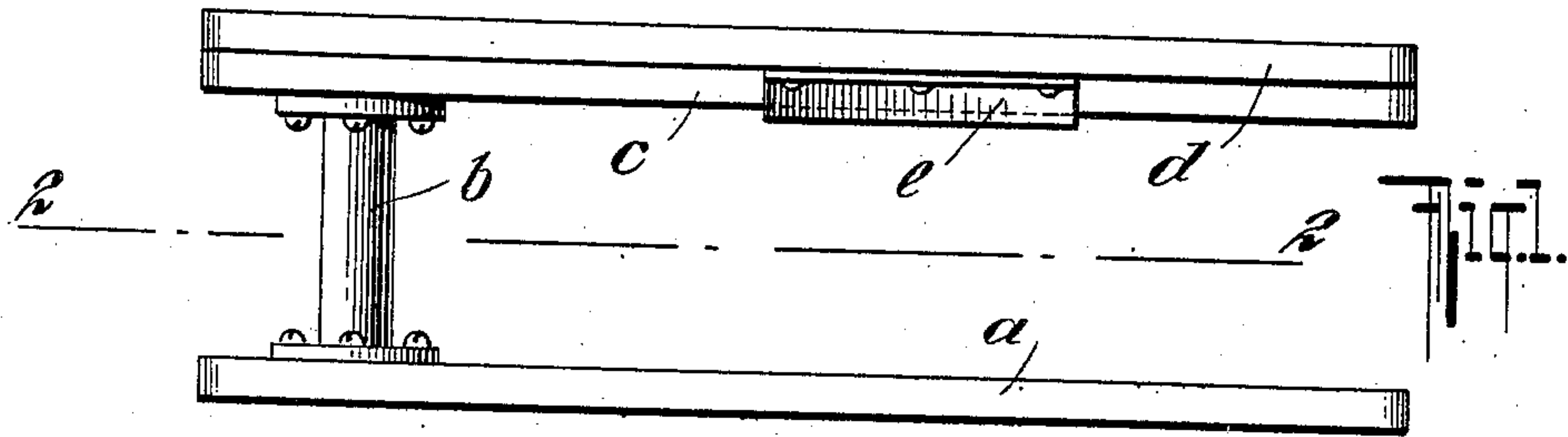


Fig. 2

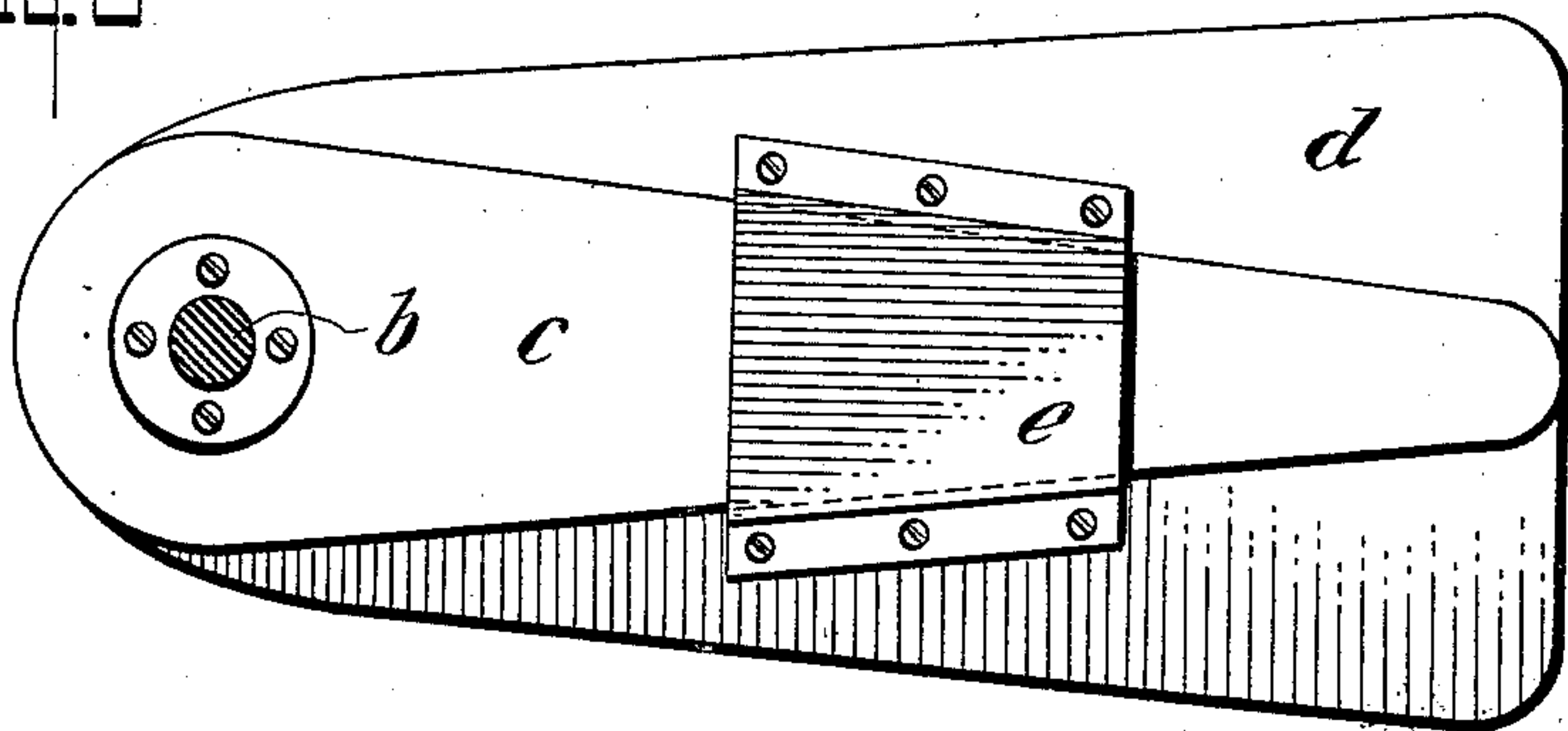


Fig. 3

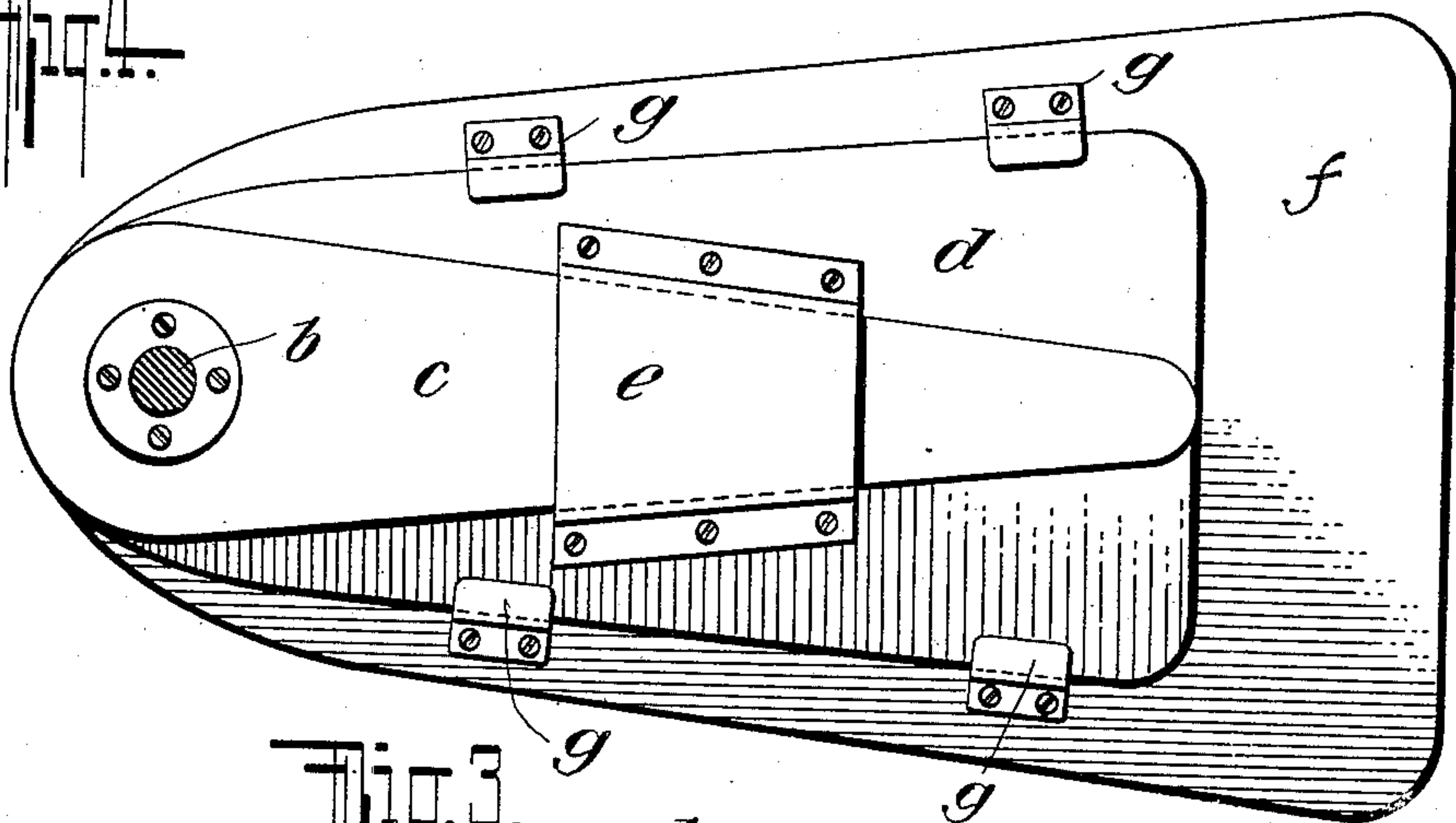
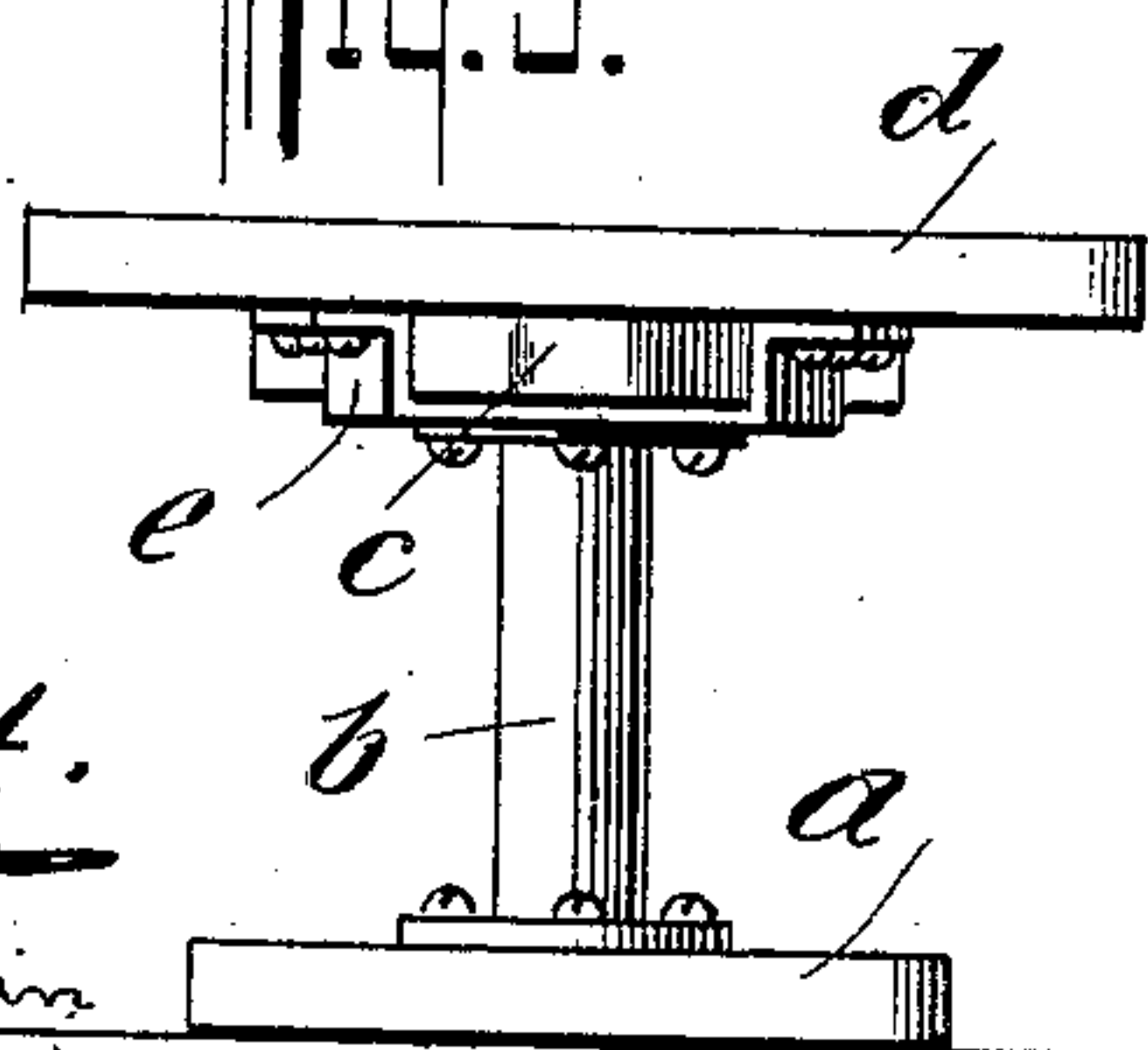


Fig. 3.



Witnesses:  
*Julius H. Smith*  
*E. J. McLaughlin*

*Benjamin T. Ward*  
 By his Attorney  
*Oliver B. Owens*



# UNITED STATES PATENT OFFICE.

BENJAMIN T. WARD, OF SARATOGA, NEW YORK.

## IRONING-BOARD.

No. 898,707.

Specification of Letters Patent.

Patented Sept. 15, 1908.

Application filed May 9, 1907. Serial No. 372,821.

*To all whom it may concern:*

Be it known that I, BENJAMIN T. WARD, of the city of Saratoga, county of Saratoga, and State of New York, have invented certain new and useful Improvements in Ironing-Boards, of which the following is a full, clear, and exact specification, such as will enable others skilled in the art to which it appertains to make and use the same.

10 The object of my invention is to provide an ironing board which may be readily adjusted to adapt it to different uses particularly to adapt it as a sleeve board and as an ironing board for ordinary purposes. I accomplish this end by providing the board  
15 with a base from which a column rises supporting a narrow board serving as a sleeve board for ironing the sleeves of garments. With this sleeve board is adapted to coact a  
20 larger board capable of being used for general work, said larger board being provided on its under side with a guide device adapted to engage and embrace the sleeve board so that the larger board may be placed in position  
25 whenever desired. I provide a plurality of these larger boards with a peculiar relative arrangement, the boards engaging one over the other and thus making the device capable of two, three or more distinct  
30 adjustments.

My invention involves various features of major or minor importance, and all will be fully set forth hereinafter and particularly pointed out in the claims.

35 Reference is had to the accompanying drawings, which illustrate, as an example, one manner in which the invention may be embodied, in which drawings, Figure 1 is a side elevation of the device with the larger  
40 board in position; Fig. 2 is a bottom plan view of the boards with the column in section on the line 2—2 of Fig. 1; Fig. 3 is an end view; and Fig. 4 is a view similar to Fig. 2, but showing the second large board in position.  
45

Referring particularly to Figs. 1, 2, and 3, *a* indicates the base which is in the form of a flat board and from one end of which the column *b* rises, the column rigidly supporting the sleeve board *c* which extends horizontally parallel to the bottom board. The column *b* is provided at its ends with flanges which are fastened by bolts or otherwise respectively to the boards *a* and *c*.

55 As shown in Fig. 2 the sleeve board *c* is tapered in the usual manner and the larger

or top board *d* is provided with a substantially U-shaped guide *e* which is tapered in conformity with the taper of the sleeve board and is adapted to embrace the same  
60 thus supporting the larger board *d* securely on the sleeve board but at the same time allowing the larger board to be removed at will.

It will be seen that my invention furnishes  
65 in a single compact structure, two separate laundry instruments and that the device may be readily adjusted to adapt it to either use.

The third board is added as indicated at *f* in Fig. 4. This is fitted with guide brackets  
70 *g* which are adapted to engage the tapering edges of the top board *d*. It will be observed in this connection that the boards *c* and *d* are oppositely tapered and that the board *d* is engaged with the board *c* by a movement,  
75 for example, from right to left, while the other board *f* is engaged with the board *d* by movement in the opposite direction, for example, from left to right. This enables me to adapt my invention easily to the conven-  
80 tional form of ironing boards, so that notwithstanding the advantages afforded by the device, the laundryman will be working with boards the forms or shapes of which are entirely familiar to him.  
85

Having thus described the preferred embodiment of my invention, what I claim as new and desire to secure by Letters Patent of the United States is:—

In an ironing board, the combination with  
90 a horizontally disposed base, a column rising from one end thereof, a horizontal sleeve board sustained at one end by the column and tapered from said end toward the other, a top board wider than the sleeve board and  
95 tapered oppositely thereto, a U-shaped tapering guide secured to the under side of the top board and receiving and inclosing the sleeve board removably to secure the top board to the sleeve board, a third board  
100 larger than the top board and guide brackets secured to the under side of the third board in position snugly to engage the side edges of the top board and removably secure the third board on the top board.  
105

In testimony whereof I have signed my name to this specification in the presence of two subscribing witnesses.

BENJAMIN T. WARD.

Witnesses:

M. E. McTYGNER,  
MARTIN T. BROOKS.