

P. G. GIROUD.
SKIRT SUPPORTER.

APPLICATION FILED JUNE 29, 1907.

898,640.

Patented Sept. 15, 1908.

Fig: 1.

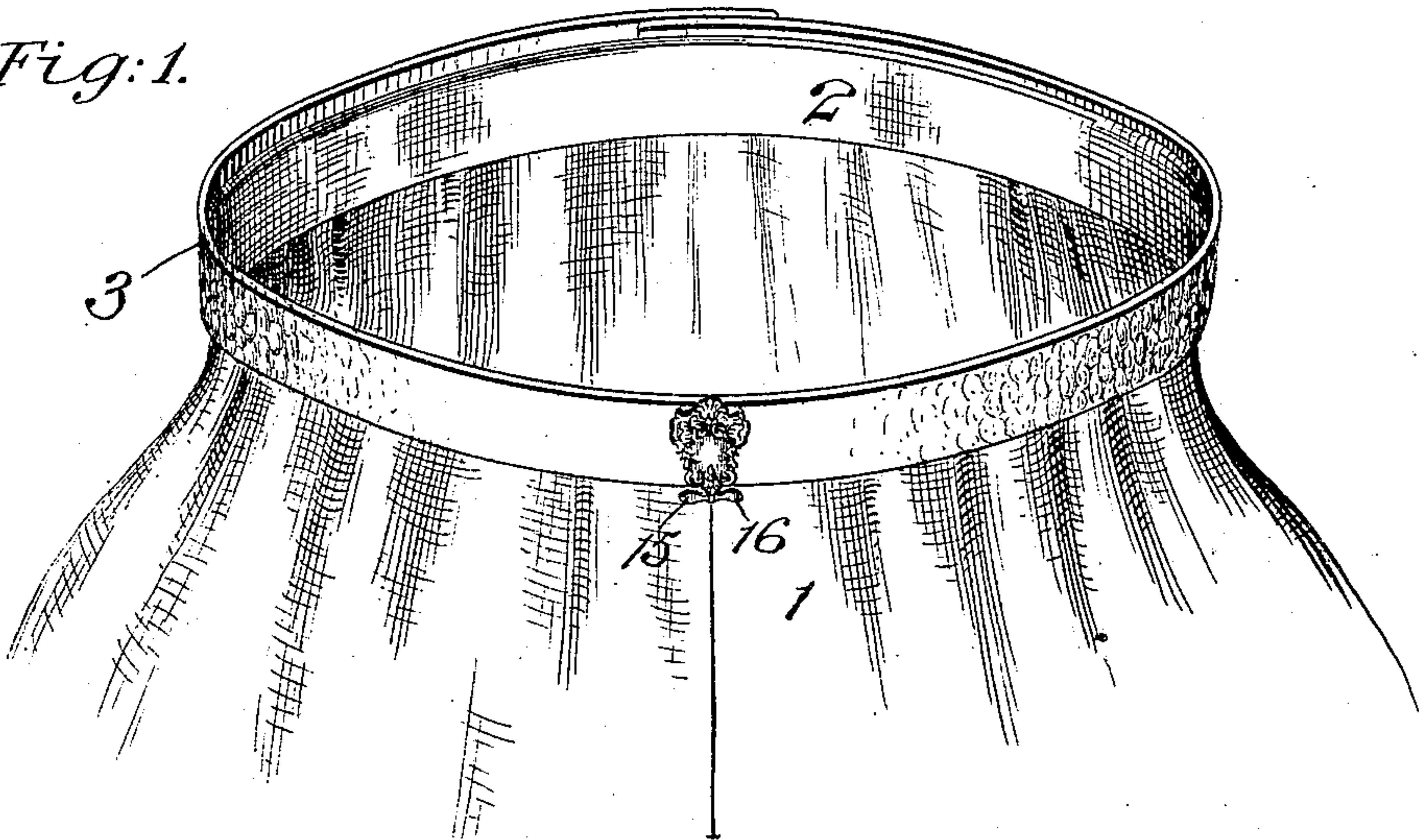


Fig: 2.

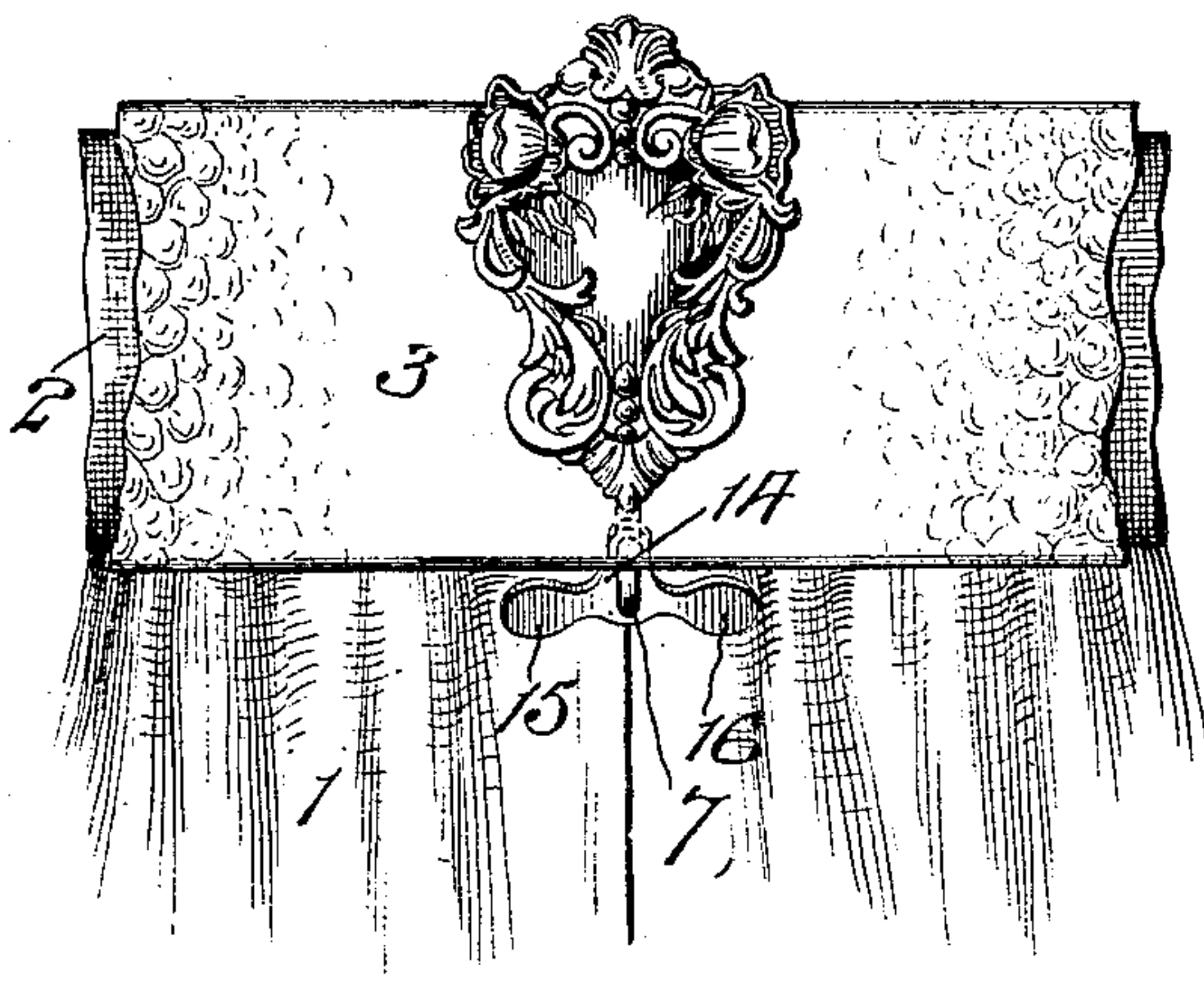


Fig: 3.

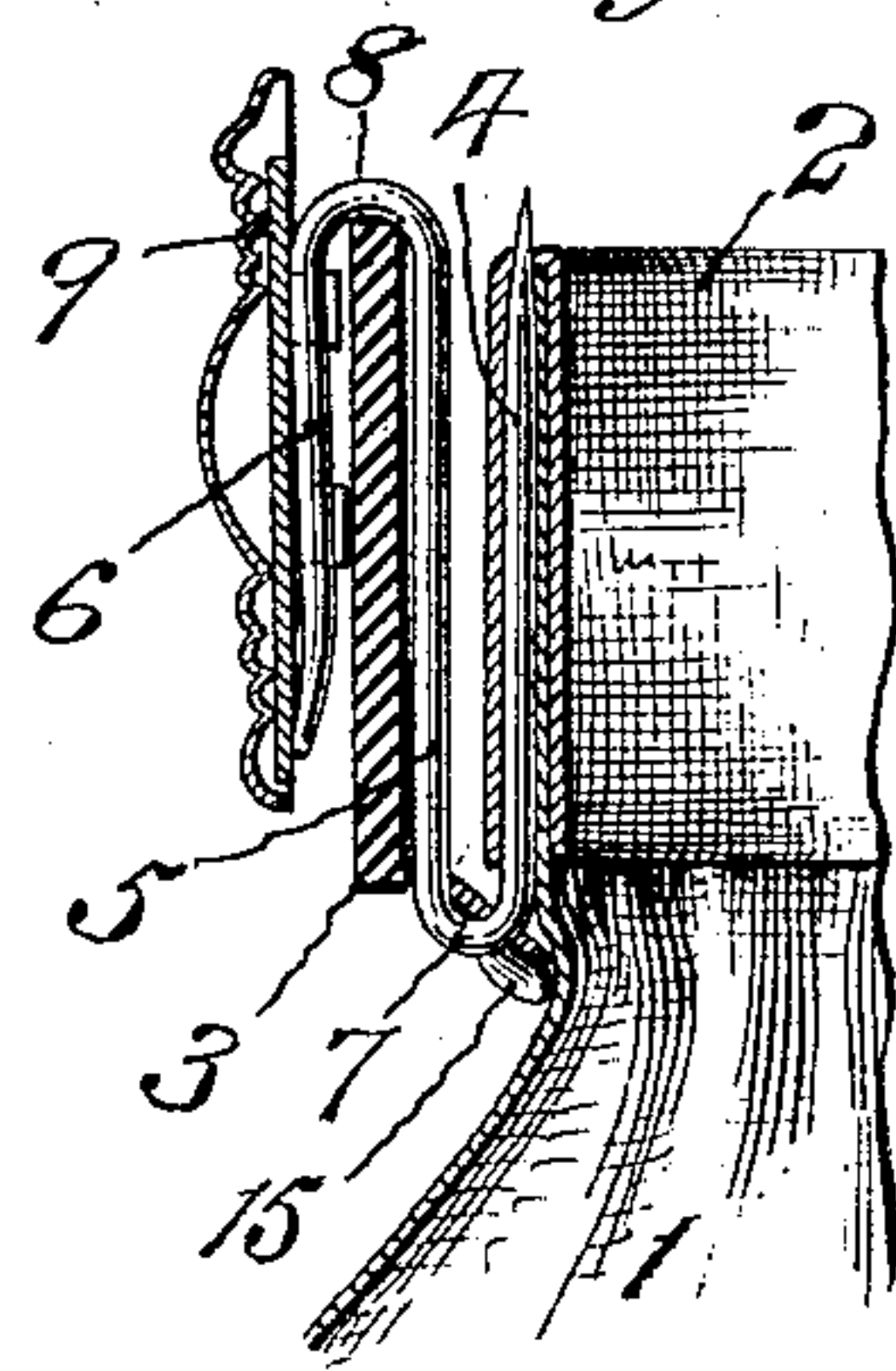


Fig: 4.

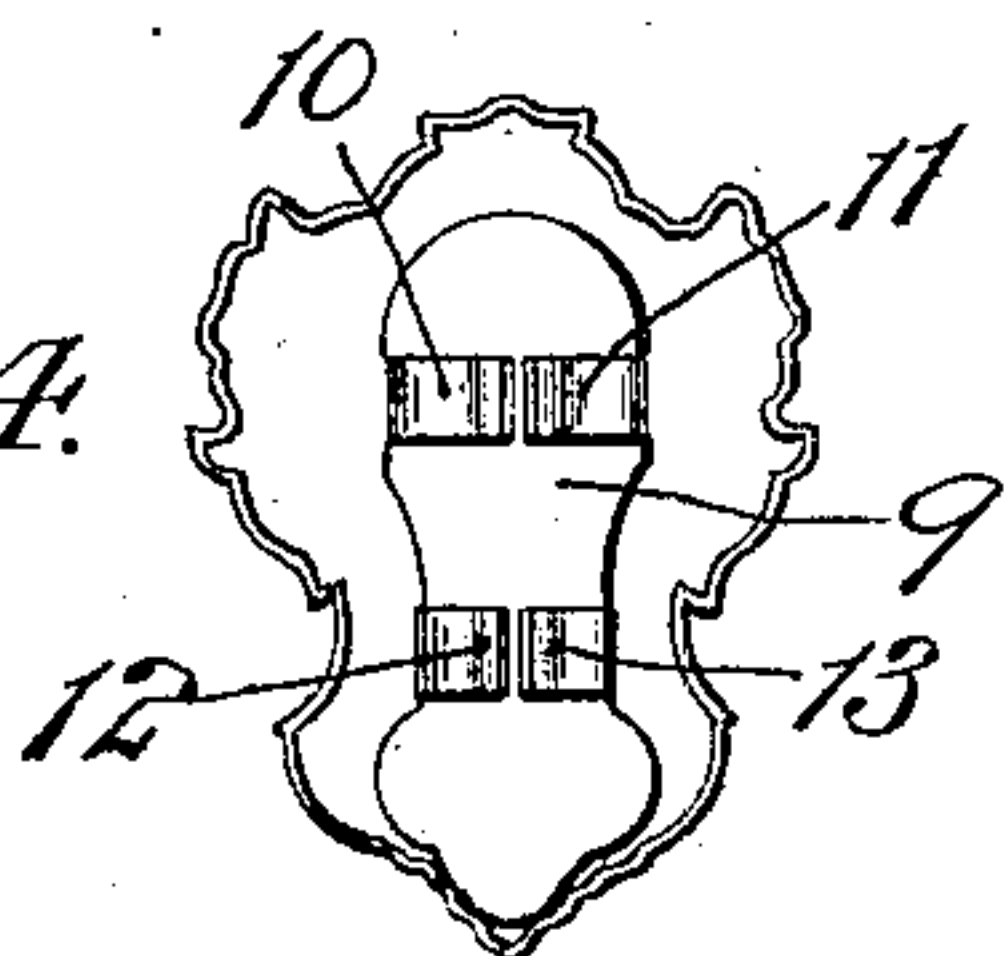
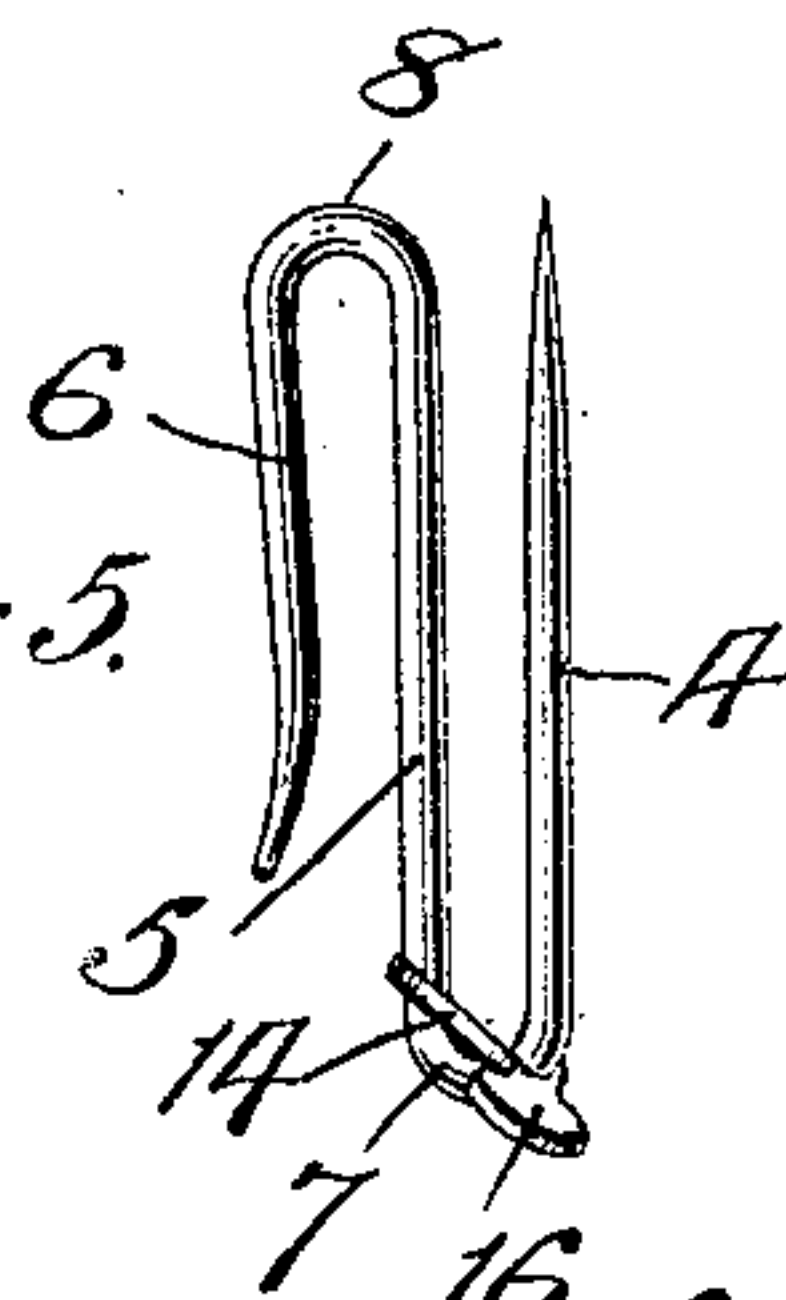


Fig: 5.



Witnesses:
Henry Thieme.
J. George Barry.

Inventor:
Peter G. Giroud
By Brown & Ward
his Attorneys.

UNITED STATES PATENT OFFICE.

PETER G. GIROUD, OF NEW YORK, N. Y.

SKIRT-SUPPORTER.

No. 898,640.

Specification of Letters Patent.

Patented Sept. 15, 1908.

Application filed June 29, 1907. Serial No. 381,419.

To all whom it may concern:

Be it known that I, PETER G. GIROUD, a citizen of the United States, and resident of the borough of Manhattan, in the city and State of New York, have invented a new and useful Improvement in Skirt-Supporters, of which the following is a specification.

My invention relates to a skirt supporter with the object in view of providing a simple, durable and effective device for supporting the skirt and one which may be easily applied and which will present an attractive appearance.

A practical embodiment of my invention is represented in the accompanying drawings, in which

Figure 1 is a rear view of the top part of a skirt showing the supporter in the position which it occupies in use, Fig. 2 is an enlarged partial rear view of the same, Fig. 3 is a section from front to rear through the skirt band and belt in proximity to the skirt supporter, Fig. 4 is a view in detail of the ornamental part of the supporter, and Fig. 5 is a view in detail in side elevation of the body of the supporter.

The skirt is denoted by 1; its band by 2 and the belt which is supposed to surround the waist of the wearer, by 3.

The body of the supporter is bent into the shape of a flattened S and may be made conveniently of round wire, the part which penetrates the waistband of the skirt being sharpened for convenience in applying it.

That part which is intended to penetrate the waistband of the skirt is denoted by 4; the middle part of the body of the supporter is denoted by 5 and the outer part to which the ornamental portion on the supporter is attached is denoted by 6.

The parts 4, 5 and 6 occupy positions substantially parallel, the parts 4 and 5 being connected by the bend 7 and the parts 5 and 6 by the bend 8.

The ornamental buckle 9 is conveniently attached by means of lips arranged in pairs at the back of the buckle, the members of one pair being denoted by 10, 11, and the members of the other pair by 12, 13. These lips are of some suitable malleable metal capable of being crimped around the part 6 of the body of the supporter to hold the buckle tightly in position.

It is obvious that solder might be resorted to in the event the buckle part is to be per-

manently attached to the part 6 but where it is desired to leave the ornamental part free to be exchanged for an ornamental part of another style or finish, the lips may be simply pressed into holding contact with the part 6 of the body.

To prevent the skirt from puckering at the point where it rests on the bend 7 and to give it an extended bearing which will not be liable to cut or chafe the goods, I provide the body at the bend 7 with a bearing consisting of a central plate 14 through which the parts 4 and 5 of the body of the supporter extend, the said plate being provided with laterally extended wings 15, 16, in position to receive the lower end of the waist band 2 of the skirt when the weight of the latter is received on the supporter.

The belt 3 which is intended to surround the waist of the wearer and forms a support for the skirt supporter, is located between the parts 5 and 6 of the supporter, the bend 8 resting on the upper edge of the belt 3.

In practice, the supporter is applied to the waistband by inserting the part 4 into the under edge of the waistband and between the different plies of fabric, the said part extending upwardly between the plies of fabric until the lower edge of the waistband rests in proximity to the bend 7 on the extended bearing 14, 15, 16. The belt is then placed in position between the parts 5 and 6, the ornamental part 9 having been previously attached to the part 6.

What I claim is:—

A skirt supporter comprising an S-shaped body, one part being adapted to engage the waistband of the skirt, another part being adapted to receive an ornamental buckle and an intermediate part being connected with the aforesaid parts by bends and an extended lateral bearing perforated to receive the body of the supporter and located at the bend in proximity to the part which is to engage the waistband of the skirt for receiving the weight of the skirt.

In testimony, that I claim the foregoing as my invention, I have signed my name in presence of two witnesses, this twenty eighth day of June 1907.

PETER G. GIROUD.

Witnesses:

F. GEORGE BARRY,
HENRY THIEME.