

No. 898,239.

PATENTED SEPT. 8, 1908.

W. M. LOWRIE.
COLLAR AND GARMENT FASTENER.
APPLICATION FILED MAY 21, 1907.

Fig. 1.

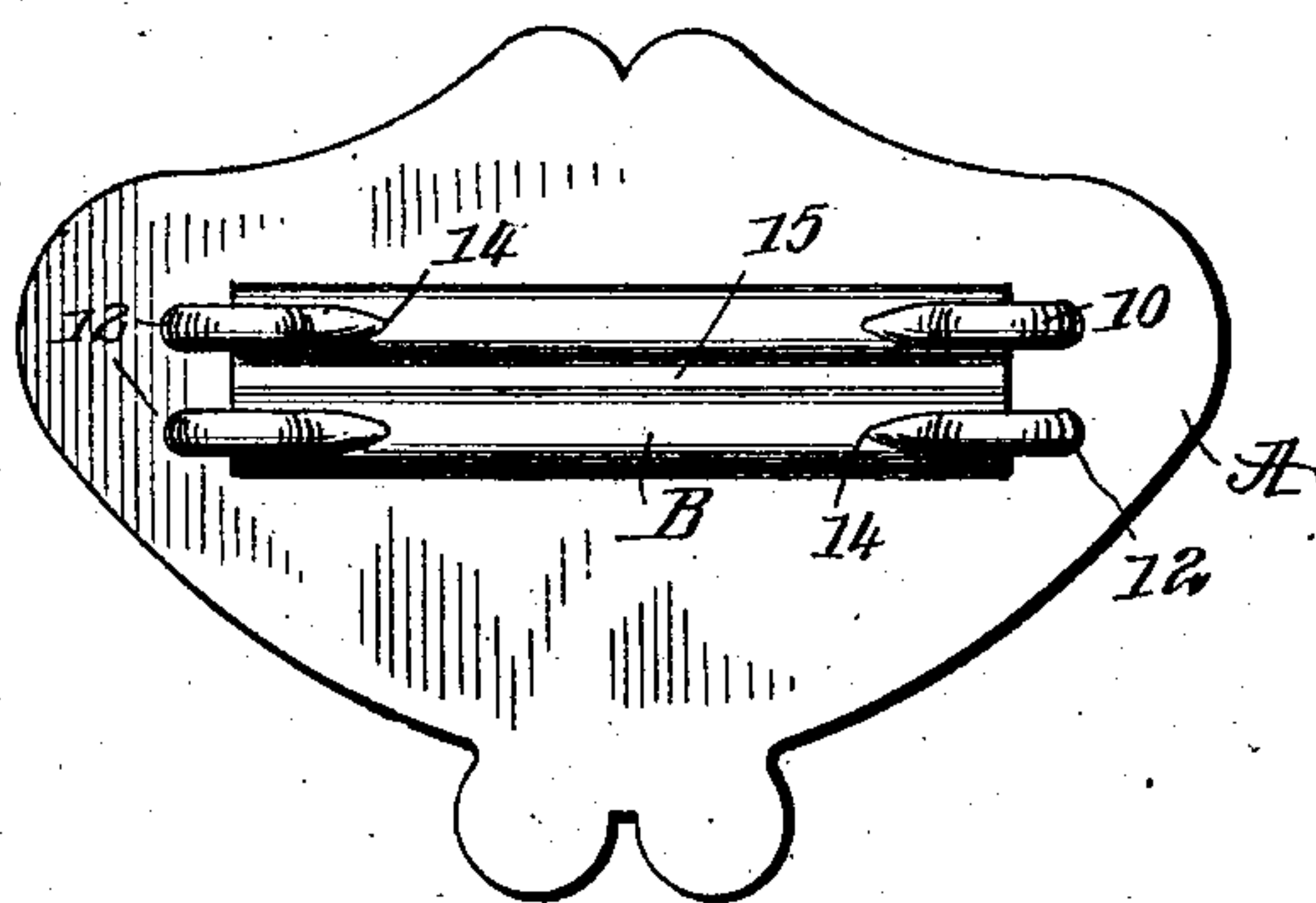


Fig. 2.

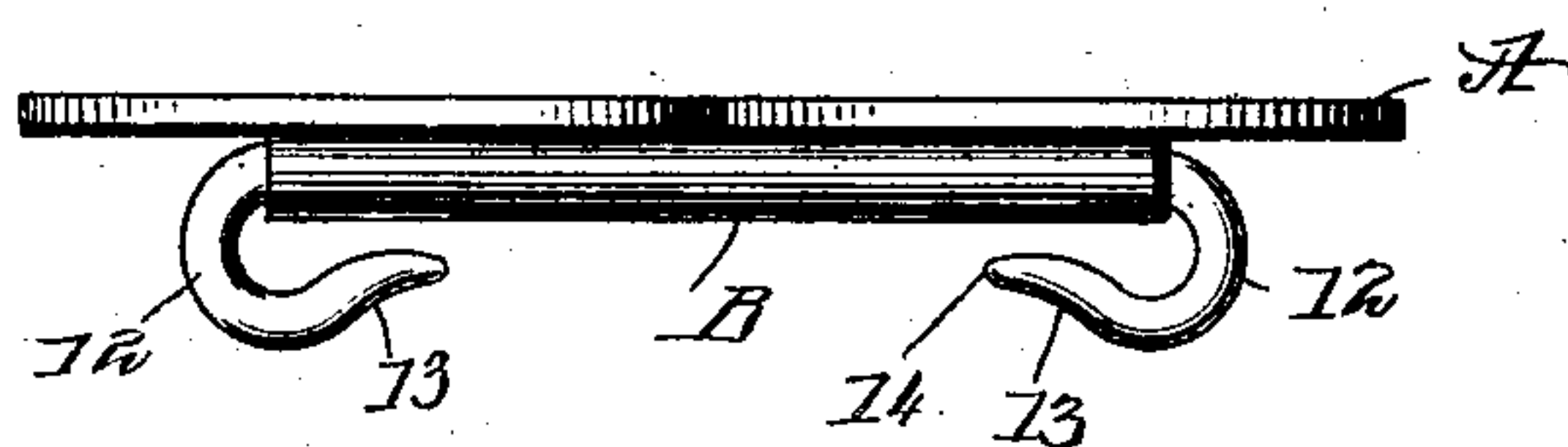
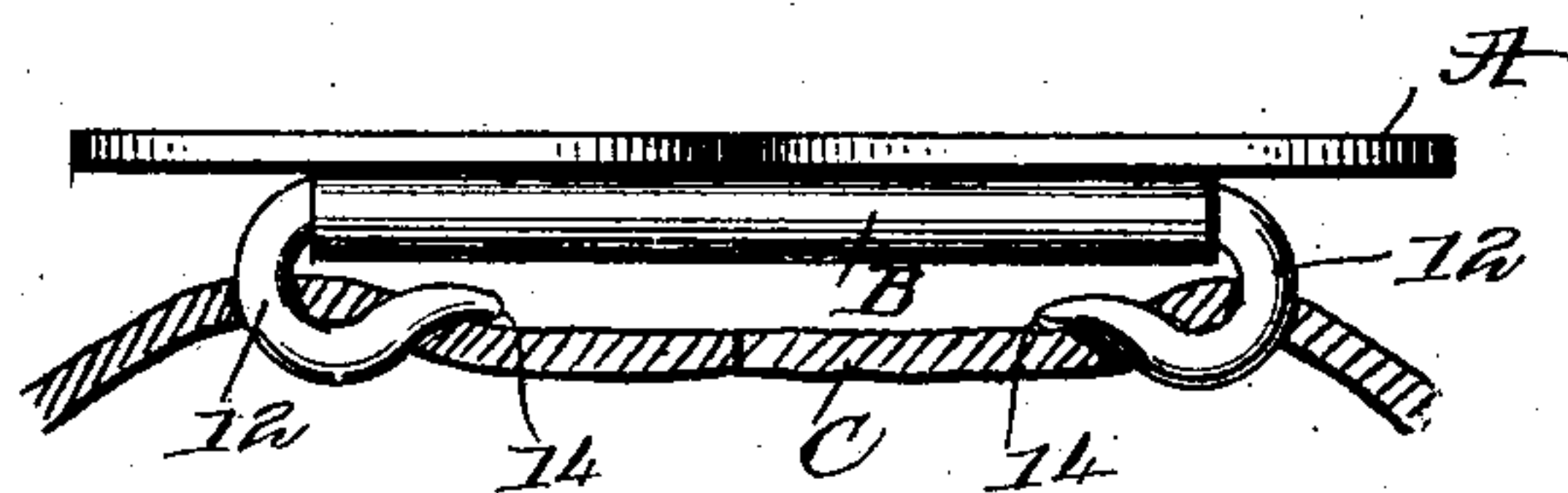


Fig. 3.



WITNESSES

Samuel E. Wade.

P. E. Dainoff

INVENTOR

WILHELMINA M. LOWRIE.

BY *Munn & Co.*

ATTORNEYS

UNITED STATES PATENT OFFICE

WILHELMINA M. LOWRIE, OF NEW YORK, N. Y.

COLLAR AND GARMENT FASTENER.

No. 898,239.

Specification of Letters Patent.

Patented Sept. 8, 1908.

Application filed May 21, 1907. Serial No. 374,968.

To all whom it may concern:

Be it known that I, WILHELMINA M. LOWRIE, a citizen of the United States, and a resident of the city of New York, borough of Manhattan, in the county and State of New York, have invented a new and useful Improvement in Collar and Garment Fasteners, of which the following is a full, clear, and exact description.

10 The purpose of the invention is to provide a mounting for ornaments of various characters, whereby to adapt said ornaments as collar fasteners or fastening devices for various portions of a garment, and to so construct said mountings that opposing hooks practically integral with the mountings are employed for attaching purposes, and to so construct the hooks that while they may be quickly and conveniently introduced into or
15 purposely removed from a fabric, article or garment, they will not even in the presence of violent exercise or similar exertions leave their set position.

Another purpose of the invention is to
25 provide a device of the character described, that will support and lend strength to an ornament, and wherein the ornament will strengthen and conceal the device, all without interfering with the effective use of the
30 hook-shaped retainers.

Figure 1 is a rear elevation of the complete fastener; Fig. 2 is an edge view thereof; and Fig. 3 shows the fastener applied to a garment.

35 The ornament A is of any suitable size or description, and the mount B is preferably of about the same or smaller size than the ornament A, so that the ornament will practically conceal the mount. The mount

shown, consists of two parallel rods 10 and 11 40 of suitable gage, each of said rods terminating at its outer end in a hook 12, the bill 13 of the hook being curved inwardly toward the back of the mount, and the free end 14 thereof being bent approximately parallel with the 45 body of the rod on which the hook is formed as clearly shown in Fig. 2. The rods are connected with the ornament by means of a plate 15 having on the edges thereof sleeves within which are held the rods. 50

By forming the hooks as described, they will readily enter the fabric C, and when in place, the free end of the bill of the hook is concealed from sight, and cannot be caught by other parts of the garment, the point of 55 the hook being beneath the cloth. At the same time the fastener is easily applied and removed, it only being necessary to shift the fastener longitudinally to release one hook and then in the opposite direction to release 60 the other.

Having thus described my invention, I claim as new and desire to secure by Letters Patent,—

A mount for ornaments comprising a top 65 section, a rod secured to the top section, said rod terminating at each end in a hook, the bill of the hook being curved inwardly toward the top section, and the free end of the bill being approximately parallel with the 70 body of the rod on which the hook is formed.

In testimony whereof I have signed my name to this specification in the presence of two subscribing witnesses.

WILHELMINA M. LOWRIE.

Witnesses:

J. FRED. ACKER,

JOHN P. DAVIS.