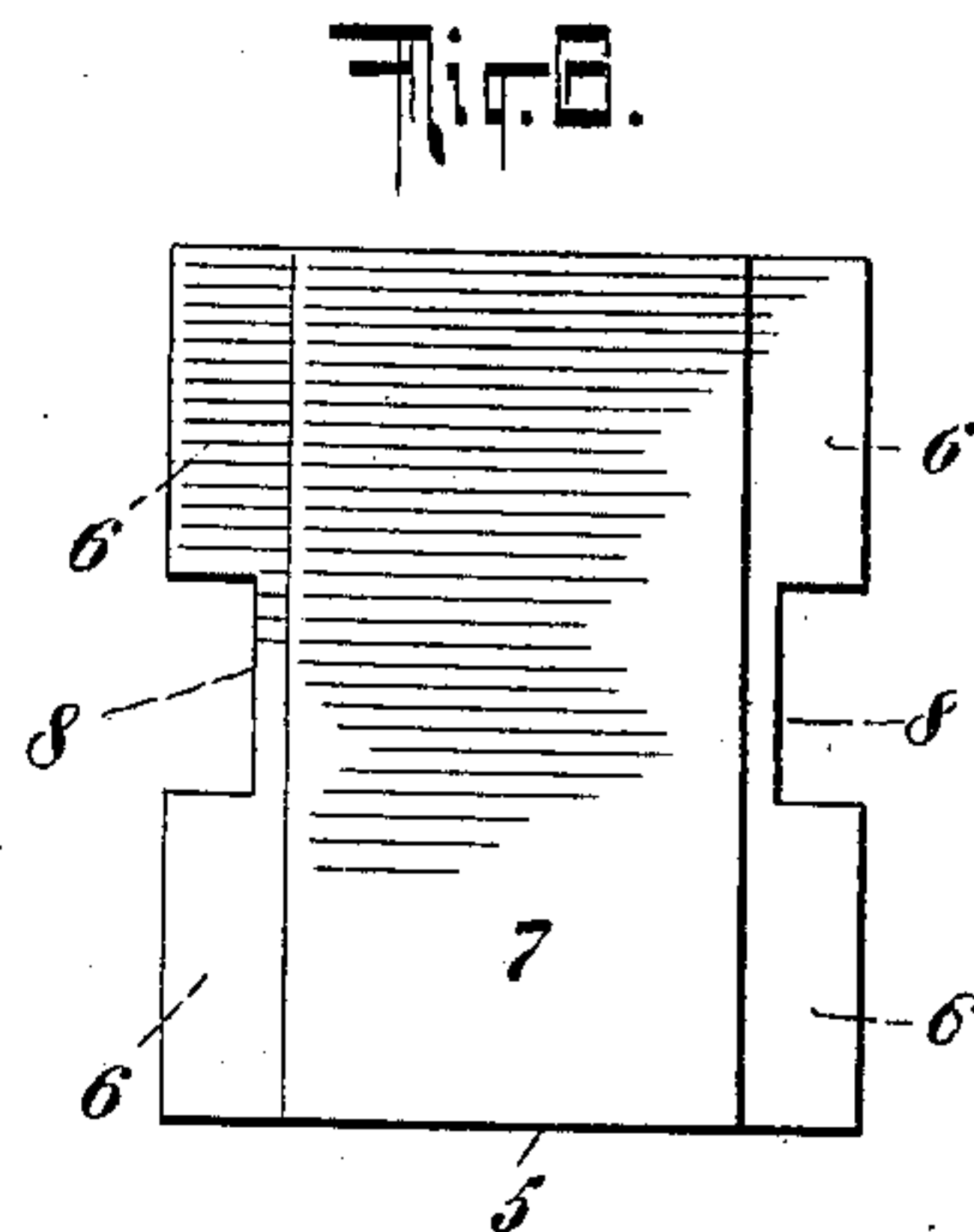
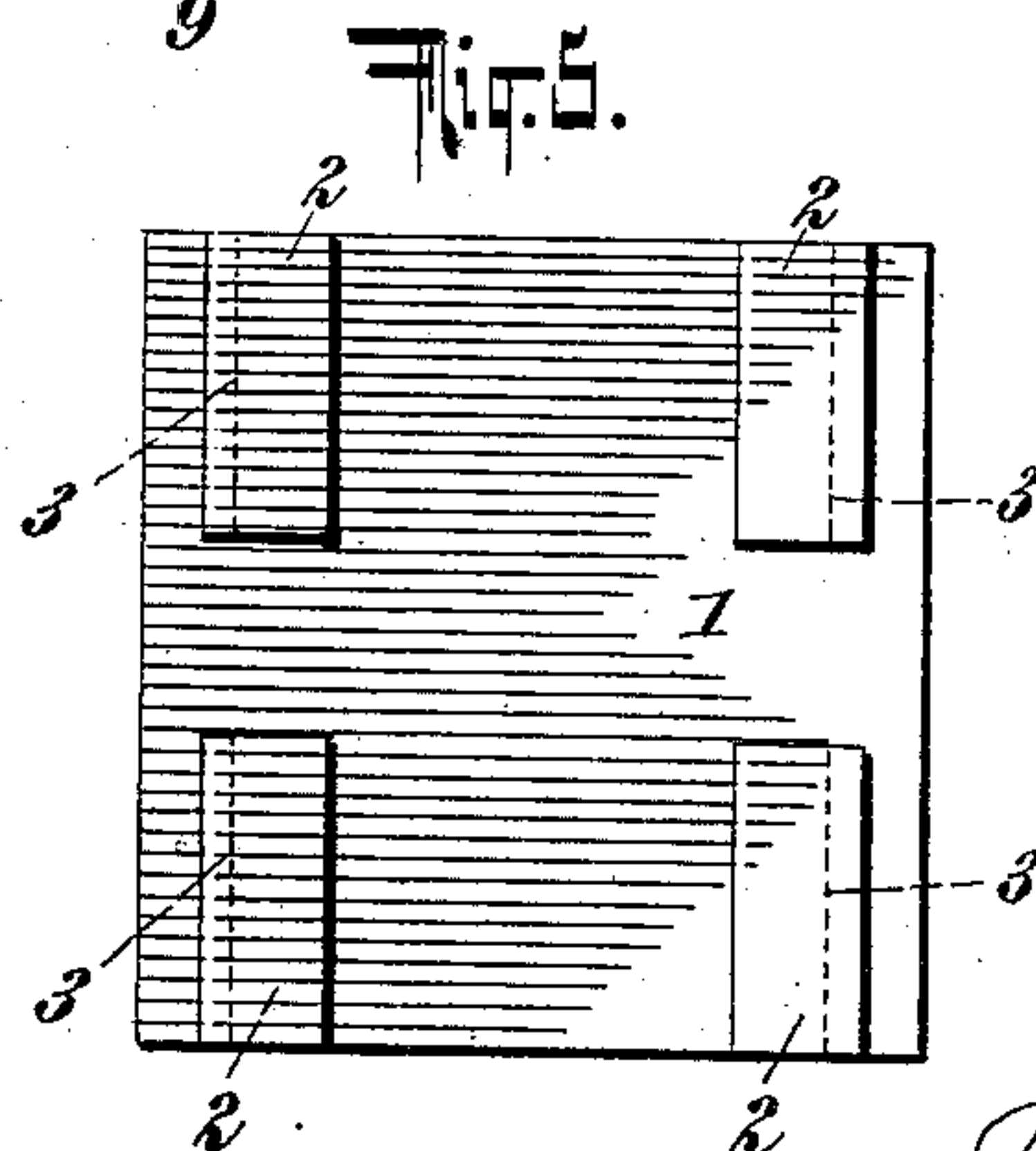
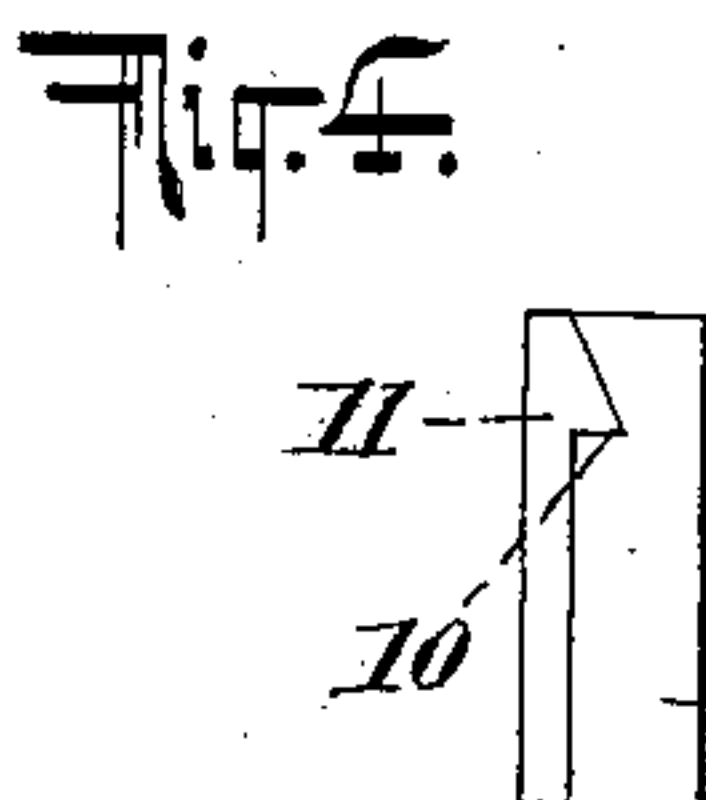
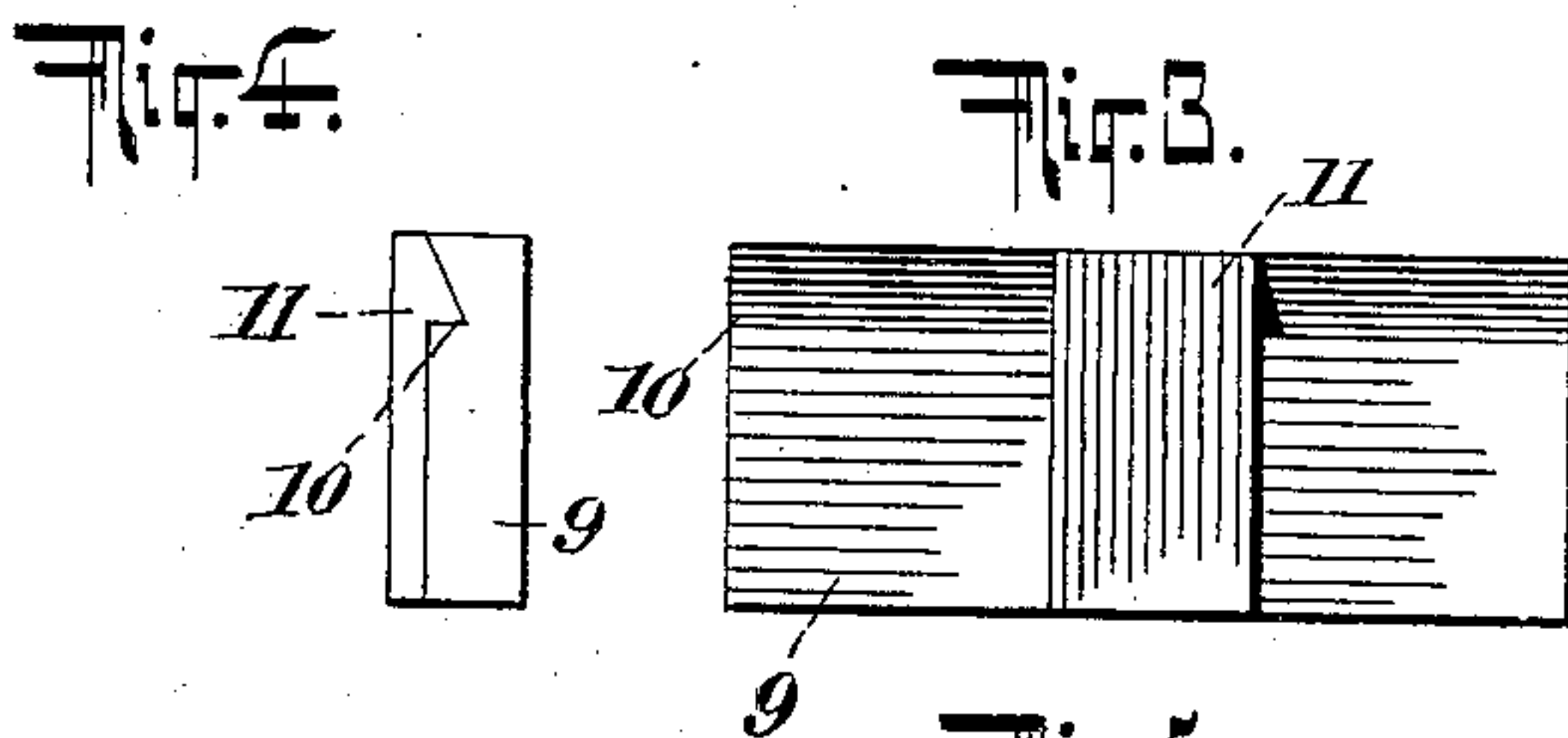
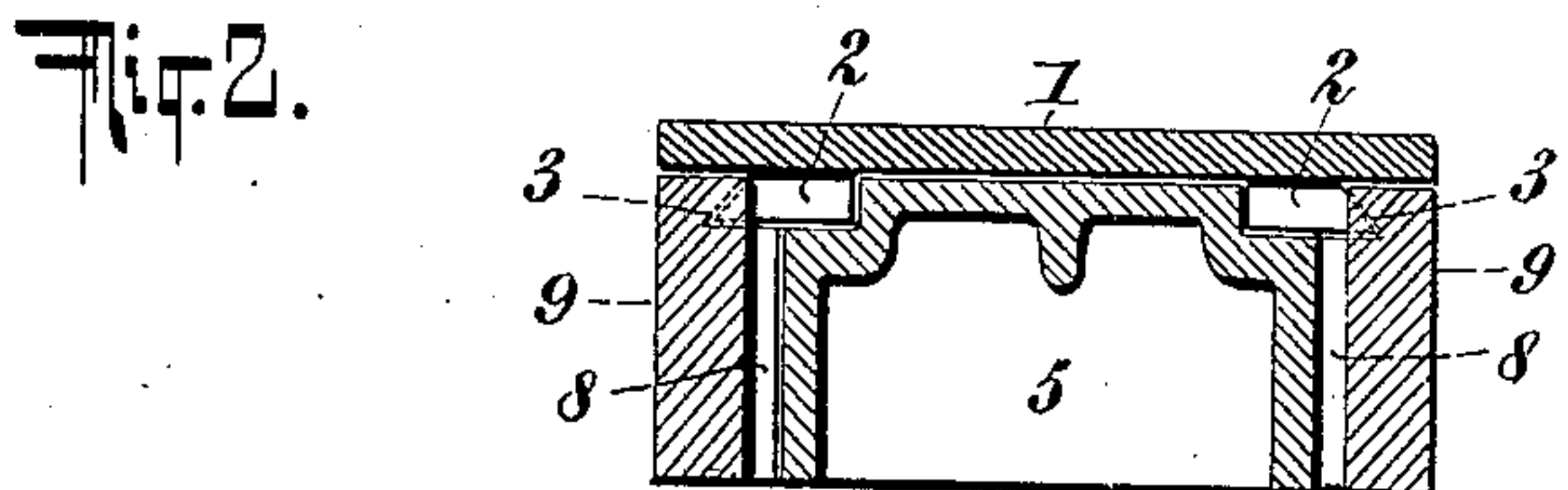
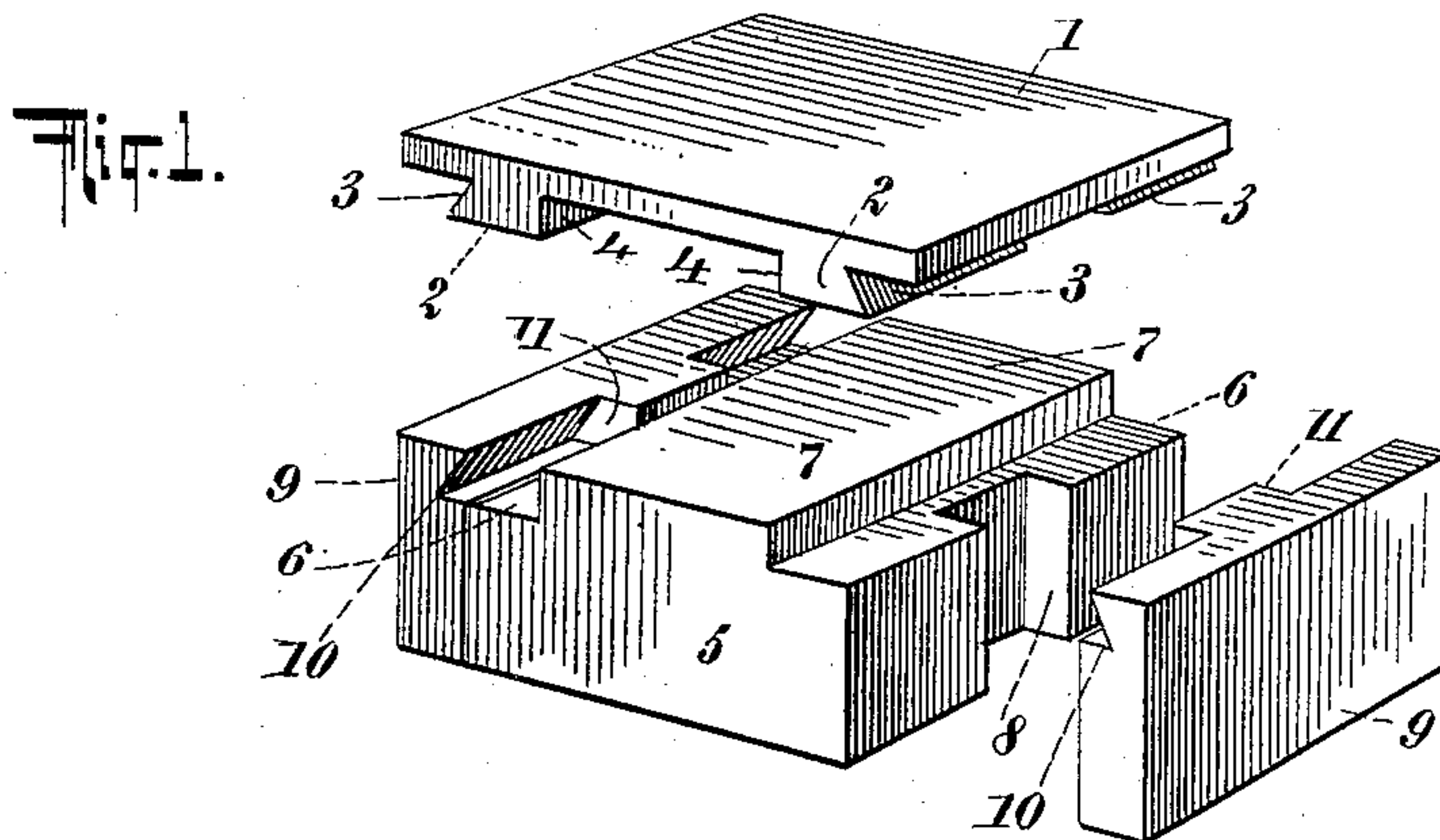


No. 898,196.

PATENTED SEPT. 8, 1908.

R. E. DOOLITTLE.
ELECTROTYPE BLOCK.
APPLICATION FILED MAR. 24, 1908.



WITNESSES:

Gustave Dietrich.
Edwin H. Dietrich.

Rollin E. Doolittle
INVENTOR

BY
Charles S. Williams
ATTORNEY

UNITED STATES PATENT OFFICE.

ROLLIN E. DOOLITTLE, OF NEW YORK, N. Y.

ELECTROTYPE-BLOCK.

No. 898,196.

Specification of Letters Patent.

Patented Sept. 8, 1908.

Application filed March 24, 1908. Serial No. 422,875.

To all whom it may concern:

Be it known that I, ROLLIN E. DOOLITTLE, a citizen of the United States, residing at the borough of Brooklyn, of the city of New York, in the county of Kings and State of New York, have invented a new and useful Electrotpe-Block, of which the following is a specification.

My invention relates to an improvement in electrotpe blocks in which the top plate bearing the design or type matter when in the form, is held upon the bed of the block by locking side pieces, and the objects of my improvement are to provide an electrotpe block, which shall be simple in construction and cheap to manufacture, which shall prevent the design or top plate from slipping either way or lifting from the bed when in the form under pressure or suction of the press; and in which the design or top plate can be readily changed or adjusted without materially disturbing the adjacent blocks or type in the form. I accomplish these objects by the device illustrated in the accompanying drawings in which similar numerals are used to designate similar parts throughout.

Figure 1 is a perspective view of my electrotpe block. Fig. 2 is a central longitudinal section. Fig. 3 is a side view of one of the side pieces. Fig. 4 is an end view of one of the side pieces. Fig. 5 is an inverted plan view of the top plate. Fig. 6 is a top view of the bed.

My electrotpe block comprises the top plate 1, which on its upper side bears the electrotpe or stereotype of matter to be printed and on its under side is provided with the longitudinal ribs 2, 2, broken or interrupted for a portion of their lengths, Figs. 1 and 5, the outer edges of the ribs 2, 2, forming tongues 3, 3, while the inner edges thereof form rabbets 4, 4. The bed 5, is provided with longitudinal cuttings 6, 6, in depth corresponding to the longitudinal ribs 2, 2, of the plate 1, leaving a raised central portion or platform, 7, arranged to fit into or engage the plate 1, between the longitudinal ribs 2, 2. The bed 5, is further provided upon two of the sides with vertical recesses 8, 8, extending from the bottom of the bed 5, to the longitudinal cuttings 6, 6, and intersecting them

for a portion of their length. The side pieces 9, 9, are in length equal to the side of the bed 5, and in height extend from the bottom of the bed 5, to the plane of the central portion or platform 7, thereof. They have on their inner top edges extending longitudinally slanting grooves 10, 10, which are broken or interrupted for a portion of their length by rectangular vertical projections 11, 11, adapted to fit into or engage the recesses 8, 8, of the bed 5, and also the broken or interrupted space in the longitudinal ribs 2, 2, of the plate 1. The slanting grooves 10, 10 are adapted to receive the tongues 3, 3, of the ribs 2, 2, of the plate 1. The side pieces 9, 9, are interchangeable.

The operation of my electrotpe block is as follows: The top plate 1 bearing the electrotpe or stereotype is placed upon the bed 5, so that the platform 7, thereof fits or engages between the ribs 2, 2 of the plate 1. The side pieces 9, 9, are pushed up against the sides of the bed 5, the projections 11, 11, of the side pieces fitting into the recesses 8, 8, and extending upward into the interrupting spaces in the ribs 2, 2, of the plate 1, the tongues 3, 3, of the ribs 2, 2, fitting into or engaging the grooves 10, 10 of the side pieces, the side pieces thus serving to lock the plate 1, down upon the bed 5, to prevent it from moving in any direction.

Having fully described my invention what I claim is

An electrotpe or stereotype block comprising the top plate having upon its under side the longitudinal ribs, interrupted for a portion of their lengths and provided with the tongue and rabbet edges, the bed having upon its upper surface the longitudinal cuttings and the central platform and upon two of its sides the vertical rectangular recesses, and the locking side pieces having upon their upper inner edges the longitudinal grooves interrupted for a portion of their lengths and upon their inner sides the vertical rectangular projections, substantially as described and set forth.

ROLLIN E. DOOLITTLE.

Witnesses:

GEO. F. ABEL,
JOHN C. SHOKOFF.