

No. 897,329.

PATENTED SEPT. 1, 1908.

T. W. WEBER.
HALTER.

APPLICATION FILED FEB. 29, 1908.

Fig. 1.

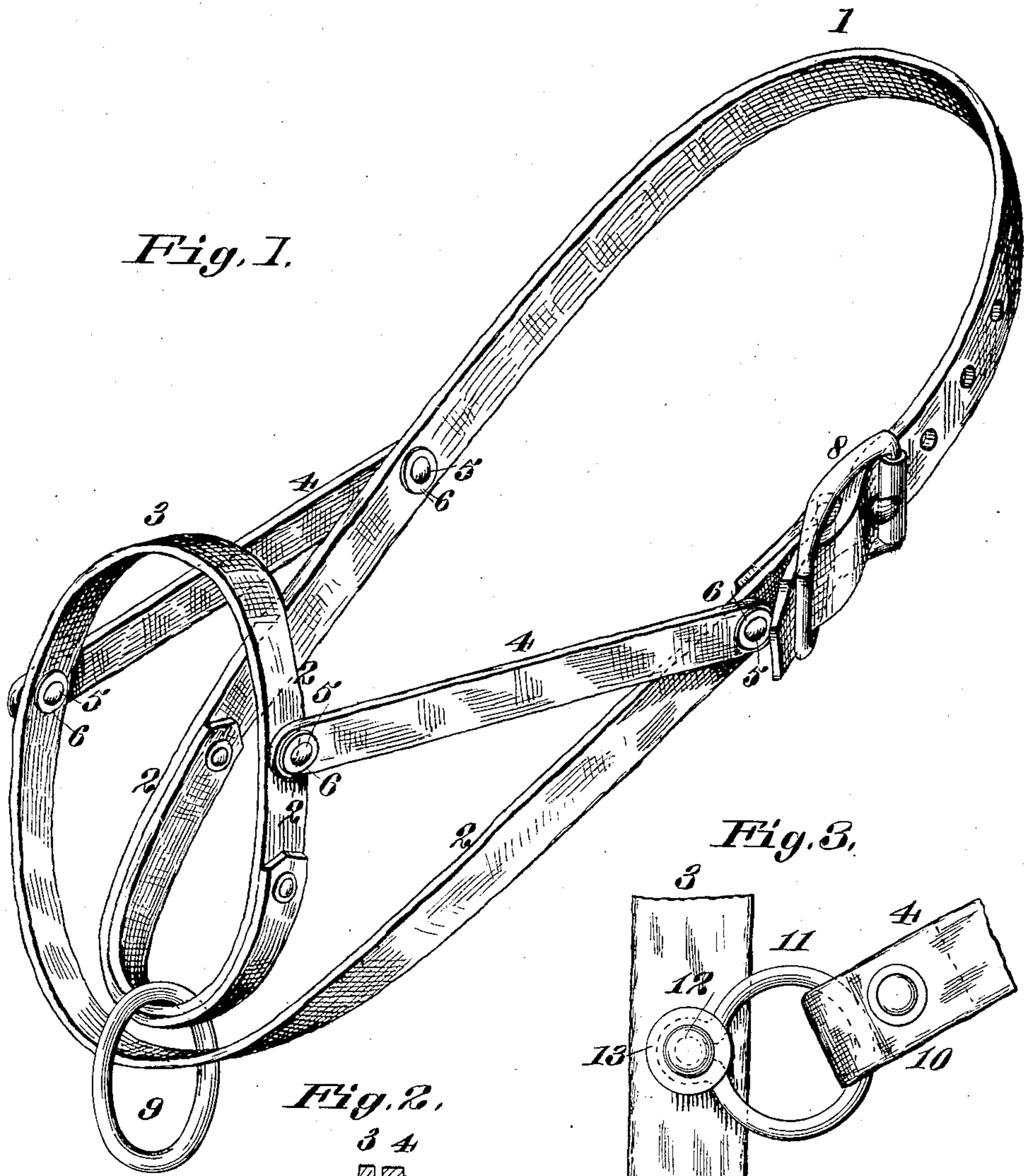


Fig. 2.

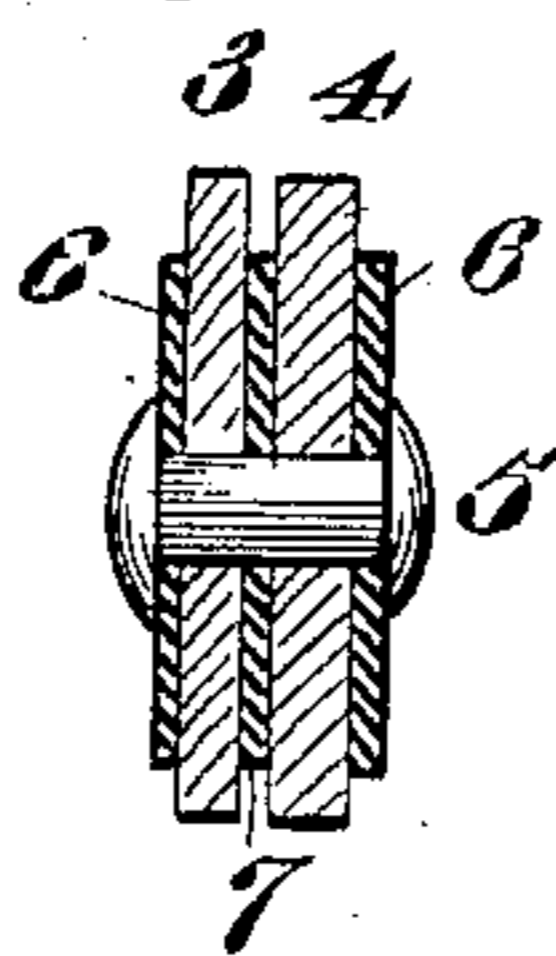
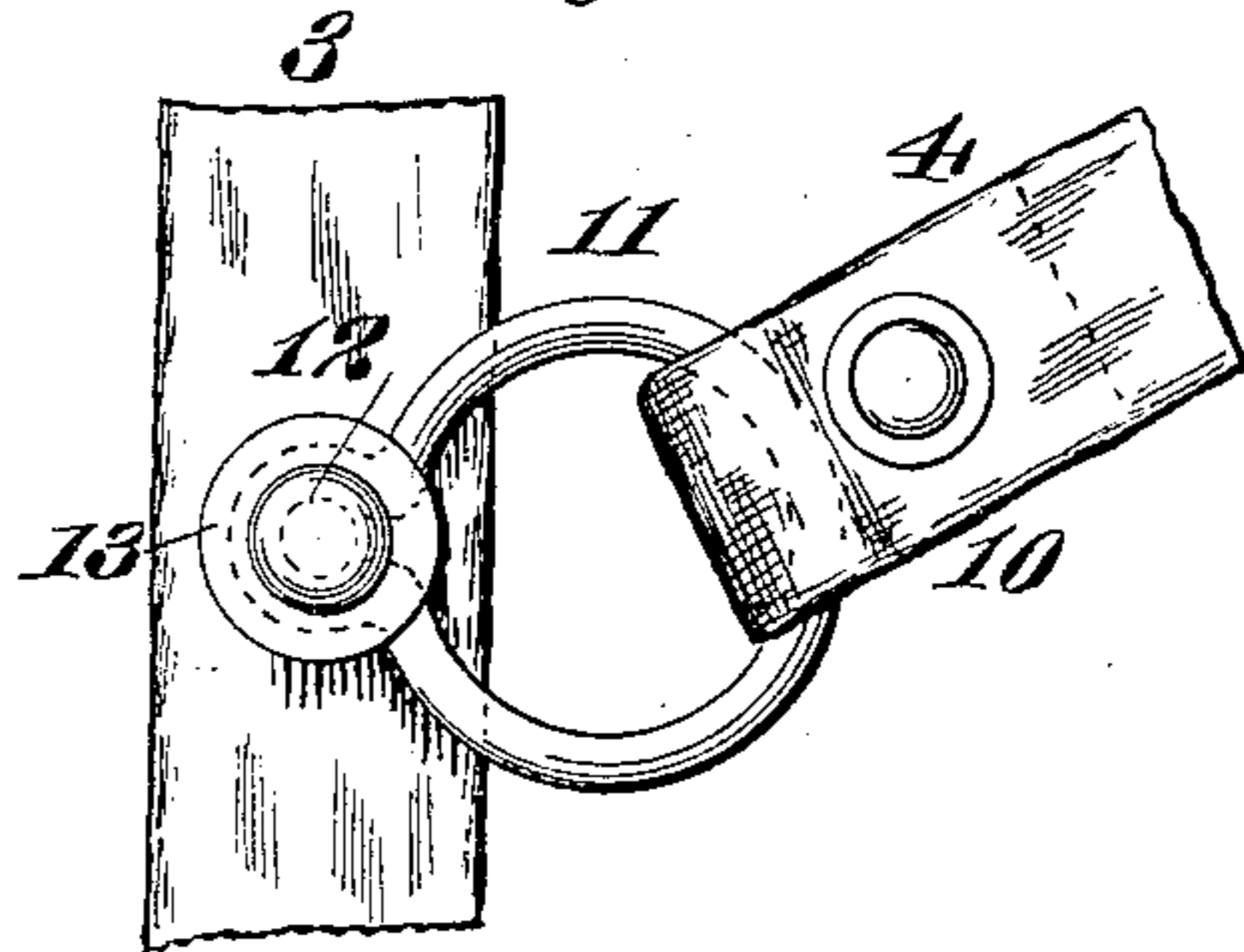


Fig. 3.



Attest;
Charles Pickles
Chas C Grier

Inventor;
Theodore W. Weber
By Wm H Osmer
His attorney.

UNITED STATES PATENT OFFICE.

THEODORE W. WEBER, OF ST. LOUIS, MISSOURI.

HALTER.

No. 897,329.

Specification of Letters Patent.

Patented Sept. 1, 1908.

Application filed February 29, 1908. Serial No. 418,483.

To all whom it may concern:

Be it known that I, THEODORE W. WEBER, a citizen of the United States, residing at St. Louis, in the State of Missouri, have invented certain new and useful Improvements in Halters, of which the following is a specification.

My invention relates to improvements in halters for cattle, and its object is, to construct a halter that will be automatically adjustable, to fit cattle varying in size, thus making it available for a wider range of application and use, than cattle halters of the ordinary construction.

To enable others, skilled in the art, to which my invention appertains, to make and use the same; I will now proceed to describe its construction and operation, reference being had to the accompanying drawings, in which—

Figure 1 is a view in perspective of my improved halter; Fig. 2. is a sectional view on line 2—2 of Fig. 1. showing the connection of parts of the halter; and Fig. 3, is a detailed view of a modified form of connecting the essential parts of my improved halter.

Similar figures of reference, refer to similar parts throughout the several views.

1. represents the head strap, provided with the ordinary well known buckle fastening means, 2. is the jaw strap, 3. the nose band, and 4. the cheek parts, of my improved halter. These straps, while preferably of leather, may be of webbing or any suitable textile material. The ends, or terminal portions forming the jaw strap 2, are passed through the lead-ring 9, overlapped and firmly secured by riveting or sewing together, thus creating a reinforced jaw section and strengthening the parts that are subject to wear by contact with the lead-ring, which, in order to permit the automatic adjustment of the halter proper, loosely encircles the jaw straps 2, as shown.

The head, jaw and nose bands, 1, 2, and 3, respectively, are pivotally connected upon each side by the cheek strap 4. by means of the rivet 5, having the outside washers 6, and the center or intermediate washer 7, as shown in Fig. 2. Both ends of the cheek strap 4, may be pivotally secured to its respective connecting part, or,

if desired, one end only, of said cheek strap, may be pivotally secured, and its opposite end, rigidly fastened in place, in any suitable manner to form an automatic, yielding and reciprocating expansion and contraction of the spaces in the halter, as may be required to adapt it to fit various sized animals, by merely adjusting the head strap 1, with the buckle 8. A modified plan of a pivot joint for this purpose, is shown in Fig. 3. The ring 11, having a hole 12, in its periphery, is thereby pivotally secured in place by the rivet 13, in which case, the end of the cheek strap 4, is passed through the ring 11, folded upon itself, and fastened by the rivet 10, or in any other well known manner.

It will be observed, that the wide range of usefulness to which my improved halter is adapted, by reason of the automatic pivotal adjustment of its essential parts, rendering it interchangeable for different stock, serves the purpose, and saves the expense of halters limited to fit only similar sized animals. It will also be noticed, that the intermediate washer 7, adds materially to the ease of pivotal operation and adjustment of the parts connected, avoiding friction and consequent wear therefrom. These features, in connection with the elements of durability effected by the reinforced jaw strap 2, method of construction and materials available for its make up, serve to make my improved halter, a cheap, serviceable and durable article for the purpose required.

Having thus described my invention, what I desire to claim and secure by Letters Patent is:—

The adjustable halter herein shown, consisting of a continuous strap formed with overlapped connecting ends constituting a single strap head-stall and nose-band and a triple strap reciprocating jaw-band carrying a loosely mounted lead ring, said head-stall and nose-band connected by a pair of pivotally movable cheek straps, substantially as set forth and for the purpose specified.

In testimony whereof I affix my signature in presence of two witnesses.

THEODORE W. WEBER.

Witnesses:

CHASE MORSEY,
F. W. DOERING.