

No. 897,222.

PATENTED AUG. 25, 1908.

G. B. MOSLEY.  
CIGARETTE BOX.  
APPLICATION FILED DEC. 2, 1907.

Fig. 1.

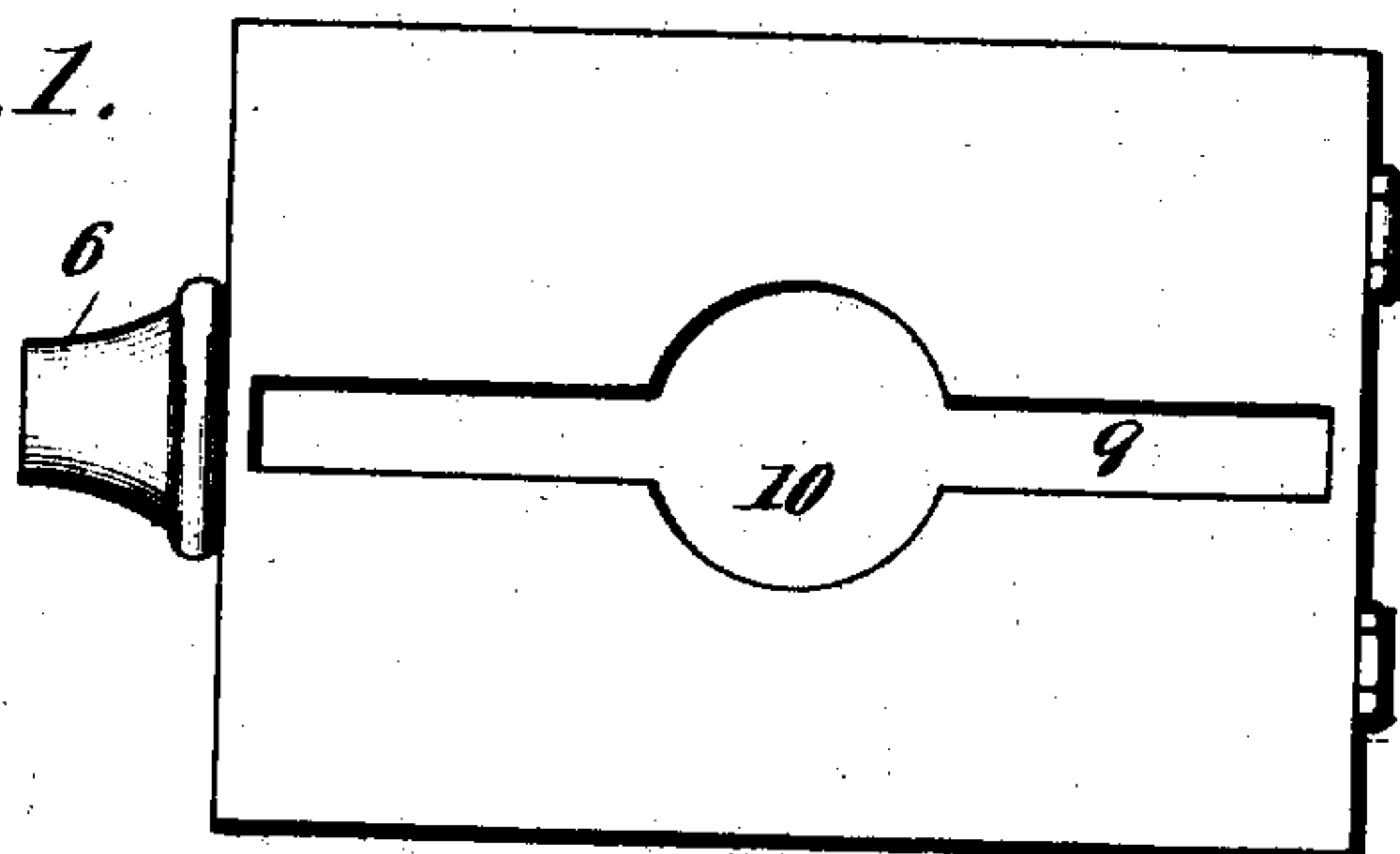


Fig. 4.




Fig. 3.

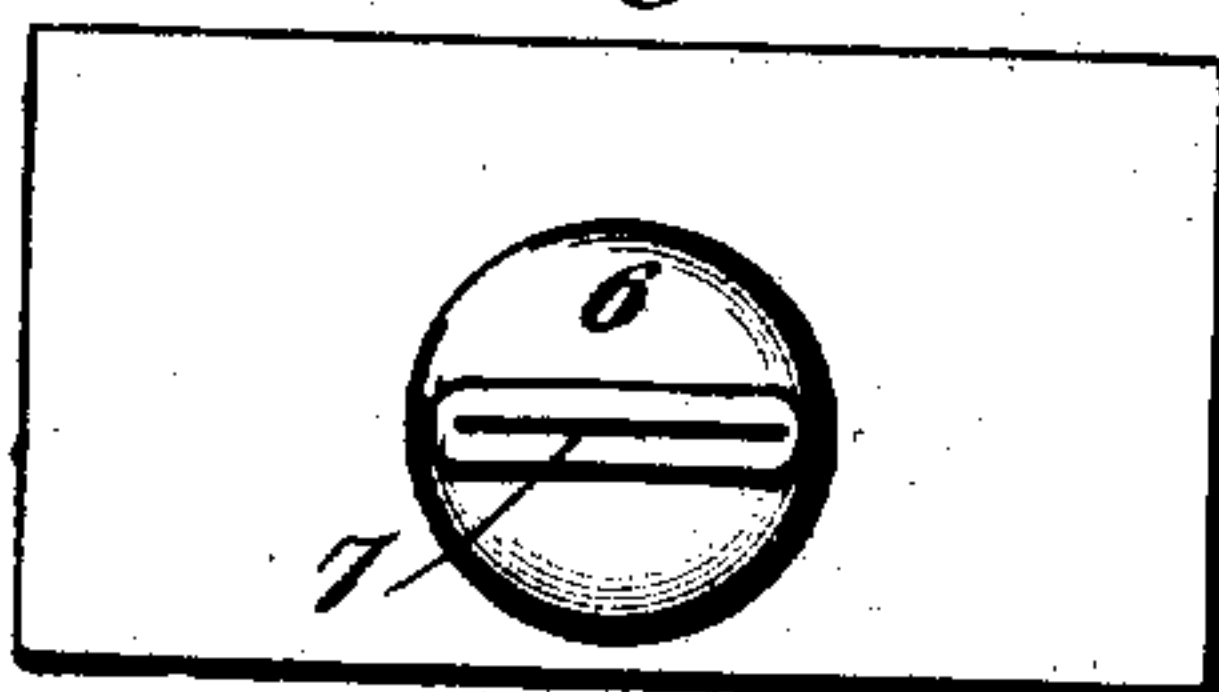


Fig. 2.

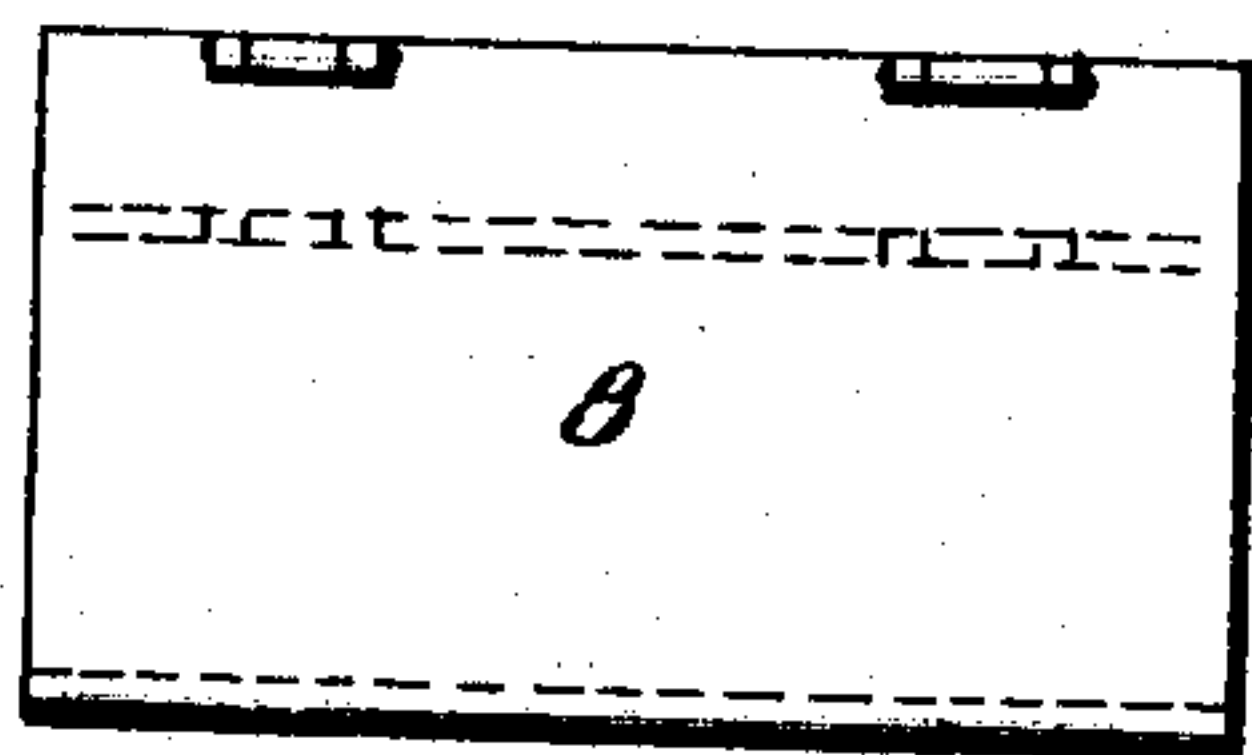


Fig. 5.

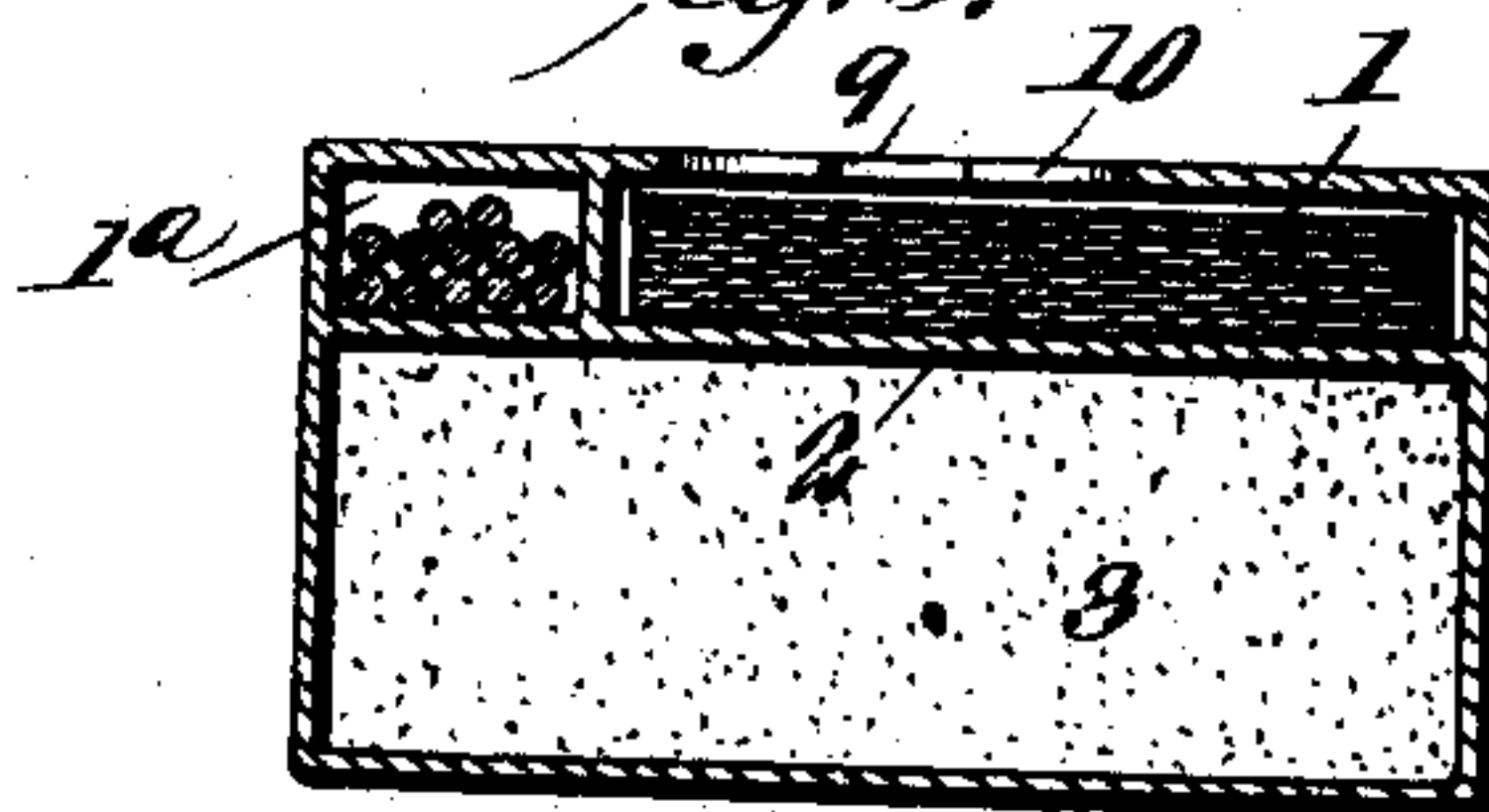



Fig. 6.



WITNESSES  
E. M. Callaghan  
Edw. H. Byrne

INVENTOR  
GORDON B. MOSLEY  
BY *Munn & Co.*  
ATTORNEYS

# UNITED STATES PATENT OFFICE.

GORDON BURDINE MOSLEY, OF PARIS, TEXAS.

## CIGARETTE-BOX.

No. 897,222.

Specification of Letters Patent.

Patented Aug. 25, 1908.

Application filed December 2, 1907. Serial No. 404,683.

To all whom it may concern:

Be it known that I, GORDON BURDINE MOSLEY, a citizen of the United States, and a resident of Paris, in the county of Lamar and State of Texas, have made certain new and useful Improvements in Cigarette-Boxes, of which the following is a specification.

The object of my invention is to provide a simple and convenient box or kit for enabling persons who roll their own cigarettes to conveniently carry tobacco, cigarette paper and matches in such a manner as to preserve the tobacco against the influence of moisture and to promote the operation of preparing the cigarette.

It consists in the novel construction and arrangement of parts of the box as will be hereinafter more fully described with reference to the drawing, in which—

Figure 1 is a top plan view. Fig. 2 a rear end view. Fig. 3 a front end view. Fig. 4 a longitudinal section. Fig. 5 a transverse section, and Fig. 6 an end view showing a modification.

The box is preferably made of sheet metal or any other tight and water-proof material and is provided with a middle longitudinal partition 2 forming on one side thereof a small chamber 1 for carrying the package of cigarette paper and on the other side a larger chamber 3 containing the tobacco. Alongside of the paper chamber 1 is also formed by a longitudinal partition, a small compartment 1<sup>a</sup> for containing matches. The tobacco chamber 3 is provided at one end with a hinged cover 4, hinged to the middle partition 2 and outside of the same a larger hinged cover 8 is provided, which closes over the hinged cover 4 and also over the paper and match chambers 1 and 1<sup>a</sup>, as seen in Fig. 4. The hinged cover 8 extends over the entire cross section of the box and is provided along its margin with an overlapping flange for closing the entire end of the box after manner of an ordinary match box.

In the top part of the box is formed an elongated opening 9 extending nearly the full length of the box and about the middle thereof. This slotted opening 9 is formed in the middle with an enlargement 10 of generally circular form for the purpose of inserting the thumb and forefinger to seize and withdraw the upper sheet of paper from the package within, the slot 9 being of a length equal to the length of the cigarette paper and through

which slot the cigarette paper is withdrawn when required for use.

In the front end of the tobacco chamber 3 is formed an outlet opening 5 having a marginal external collar upon which is secured an outlet mouth-piece 6 of soft rubber. This mouth-piece 6 is of the collapsible form and normally maintains a closed position as seen in Fig. 3, in which the outlet 7 appears merely as a slit whose walls are in close contact. In pouring the tobacco from the box into the paper the collapsible mouth-piece 6 is pressed with the thumb and forefinger at the ends of the slit which causes said normally closed opening to assume a more or less circular form through which the tobacco may be conveniently poured, and which mouth-piece immediately upon releasing the same, again assumes the closed form shown in Fig. 3.

The object in having an independent cover 4 for the tobacco chamber is to prevent spilling the tobacco out when opening the hinged end cap 8 for the purpose of inserting the package of paper or for giving access to the match chamber for withdrawing a match therefrom.

One or both of the external sides of the box is roughened or corrugated to form a surface for striking matches.

As a modification of my invention I may make it in cross section as shown in Fig. 6, in which the top and bottom and partition walls of the box are curved to enable it to be better adjusted for carrying in the hip pocket.

I claim—

1. A smoker's cigarette box comprising an external casing having a middle longitudinal partition forming a chamber on one side for paper and on the other side for tobacco, said box being provided at one end with a hinged lid corresponding to the cross section of the tobacco chamber and a second external hinged lid corresponding to the cross section of the entire box and inclosing the paper chamber and also the lid of the tobacco chamber, the paper chamber having in its external wall a slotted opening with an enlarged middle portion for withdrawing one sheet of paper at a time from the package contained therein.

2. A smoker's cigarette box comprising an external casing having a middle longitudinal partition forming a chamber on one side for paper and on the other side for tobacco,



said box being provided at one end with a hinged lid corresponding to the cross section of the tobacco chamber and a second external hinged lid corresponding to the cross section of the entire box and inclosing the paper chamber and also the lid of the tobacco chamber, said paper chamber having also along one side thereof a partitioned-off space for matches and said paper chamber 10 having also formed in its external walls a slotted opening for the withdrawal of the paper.

3. A smoker's cigarette box comprising an external casing having a longitudinal parti- 15 tion forming on one side thereof a chamber

for paper and on the other side a chamber for tobacco, the tobacco chamber being provided at one end with a hinged cover and at the other end with a collapsible outlet mouth-piece, a hinged lid inclosing the entire end of the tobacco box outside of the hinged lid of the tobacco chamber, and the paper chamber being formed with a slotted opening in its external walls for the withdrawal of the paper. 20

GORDON BURDINE MOSLEY.

Witnesses:

E. M. WISE,  
W. A. HUGHES.