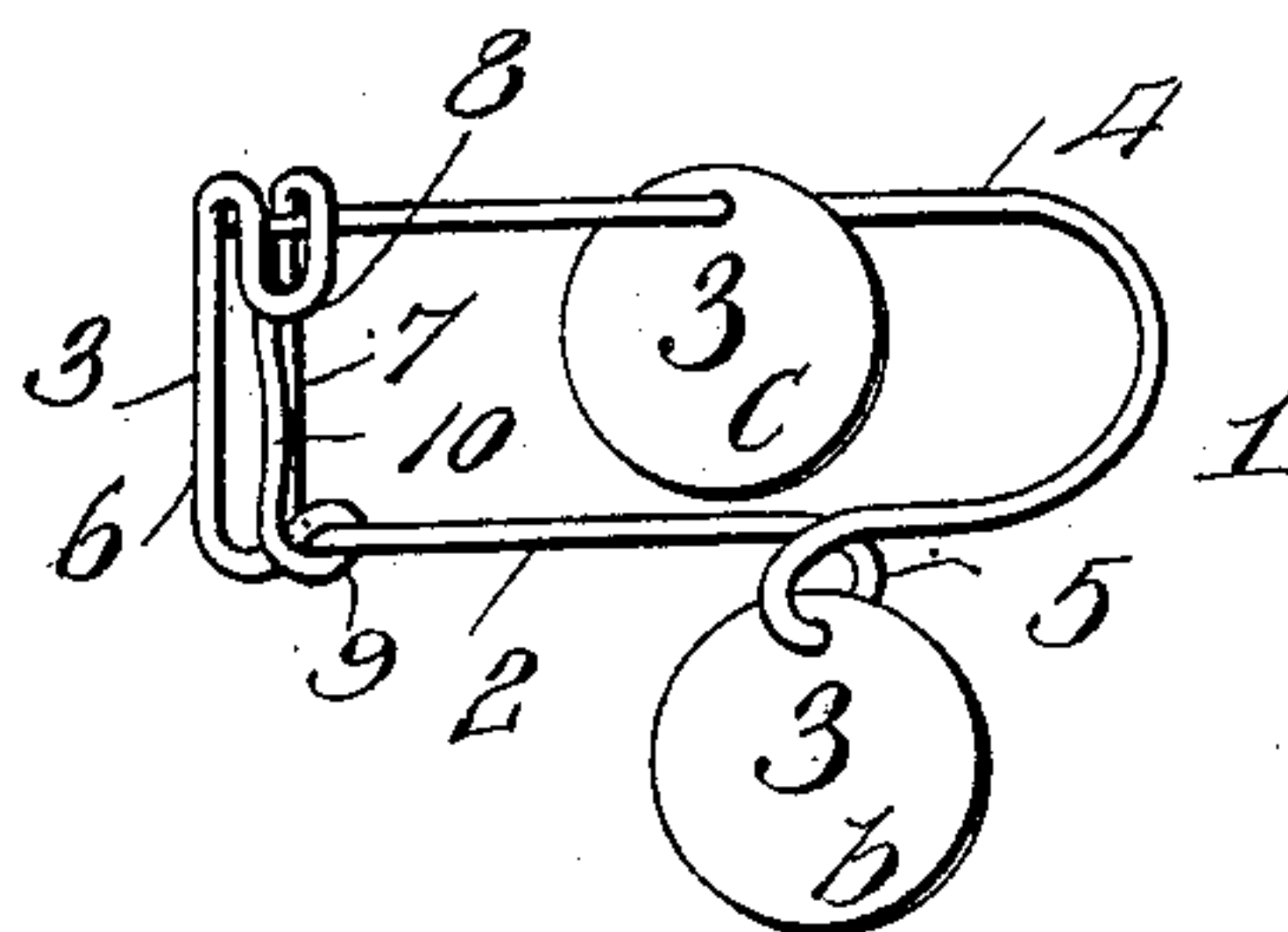


No. 897,146.

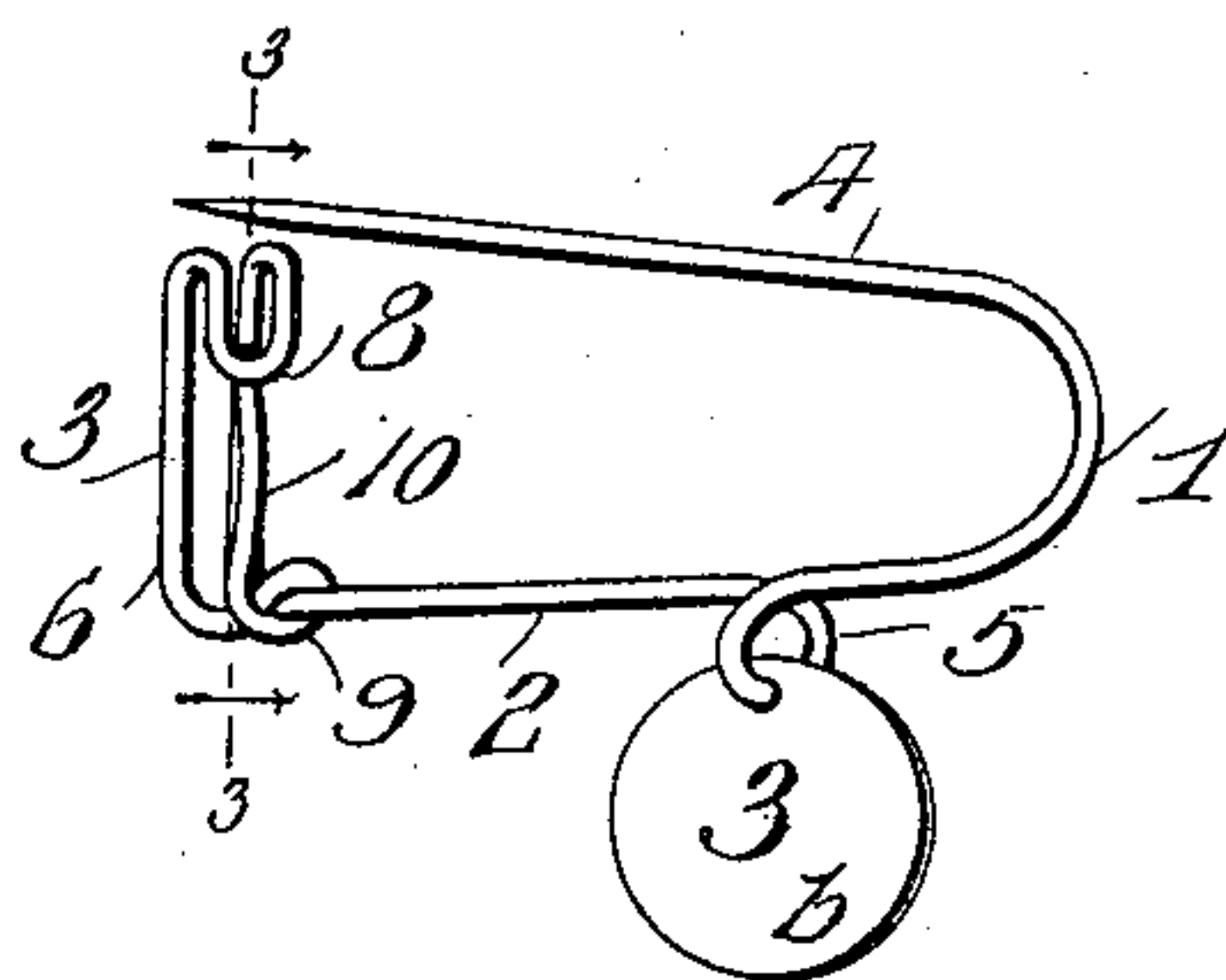
PATENTED AUG. 25, 1908.

D. C. PULLINS.  
BAGGAGE CHECK.  
APPLICATION FILED AUG. 30, 1907.

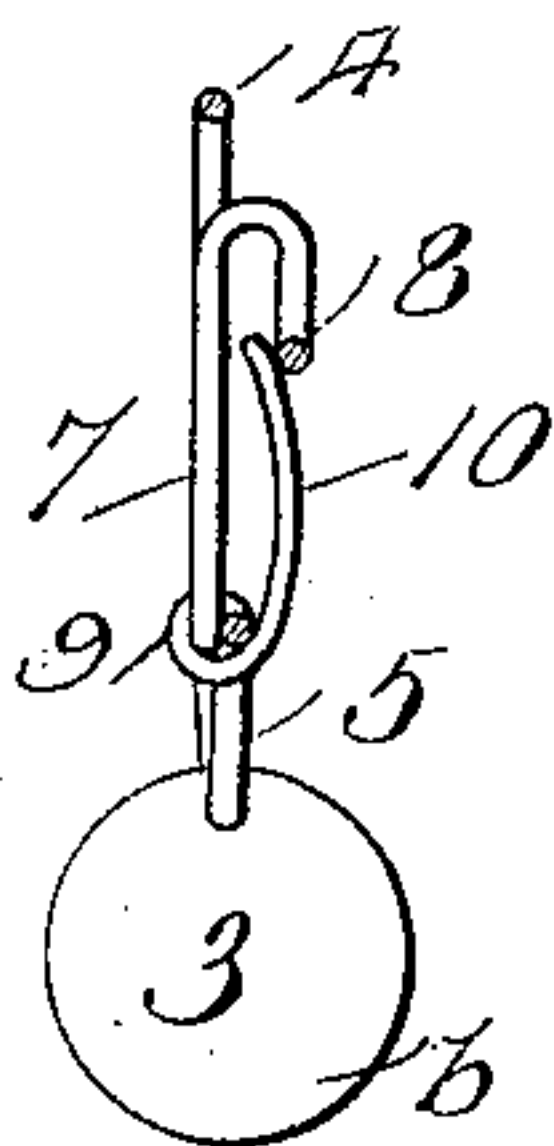
*Fig. 1.*



*Fig. 2.*



*Fig. 3.*



Witnesses:  
*H. Hough*  
*J. W. Garner*

Inventor  
*David C. Pullins,*  
By *Victor J. Evans*  
Attorney

# UNITED STATES PATENT OFFICE.

DAVID C. PULLINS, OF CONWAY, KENTUCKY, ASSIGNOR OF ONE-FOURTH TO JOHN C. CHENAULT AND ONE-FOURTH TO DANIEL M. CHENAULT, OF RICHMOND, KENTUCKY.

## BAGGAGE-CHECK.

No. 897,146.

Specification of Letters Patent.

Patented Aug. 25, 1908.

Application filed August 30, 1907. Serial No. 390,801.

*To all whom it may concern:*

Be it known that I, DAVID C. PULLINS, a citizen of the United States of America, residing at Conway, in the county of Rockcastle and State of Kentucky, have invented new and useful Improvements in Baggage-Checks, of which the following is a specification.

This invention relates to improvements in baggage checks and means for attaching the same to baggage, trunks, valises or the like, and the said invention consists in the construction and arrangement of devices hereinafter described and claimed.

The object of the invention is to provide means for readily attaching a baggage check to baggage, which will enable the same to be as readily detached therefrom, which prevents the check from becoming casually detached from the baggage, and which serves to keep the check and the duplicate together when the same are not in use.

In the accompanying drawing,—Figure 1 is a perspective view of a baggage-check-attaching device constructed in accordance with this invention, showing the check and the duplicate thereof on the said device. Fig. 2 is a similar view showing the attaching device open. Fig. 3 is a transverse sectional view of the same, taken on the plane indicated by the line *a—a* of Fig. 2.

In accordance with my invention I provide an attaching pin 1, which is made from a single piece of spring wire bent to form an arm 2 having a hook 3 at one end thereof and to also form a pin arm 4 which is pointed at its outer or free end. The arm 2 has a bent portion which forms an eye 5, whereby to attach a check *b* which may be of any size, shape or construction and may bear any appropriate designating mark, such, for instance, as a figure, as here shown. The hook 3 is formed by doubling a portion of the wire to form the bars or sides 6, 7 and the sub-

stantially U-shaped bill 8. In constructing the attaching pin after the hook has been thus formed, that portion of the wire at the inner end of the bar or side 6 of the hook is bent around the arm 2, as at 9, and then bent outwardly and disposed in a plane between the bars or sides 6, 7 to form a spring locking tongue 10 which normally bears against the bill 8 of the hook, as shown in Fig. 3, and hence when the attaching wire is attached to the baggage, the said spring tongue or arm 10 by bearing against the inner side of the bill of the hook prevents the pin arm 8 from becoming casually released, and hence prevents the hook and the attaching device from becoming casually detached from the baggage. The said attaching pin also serves to secure the duplicate check *c* when the checks are not in use, and keeps the check *b* and the duplicate *c* together, as will be understood.

Having thus described the invention, what is claimed as new, is:—

A baggage check holder comprising a suitable piece of spring wire bent at one portion of its length in U-shaped form so as to provide a plurality of spaced apart arms, one of which is provided with a pointed end, a detachable check slidably mounted on said pointed arm, the second arm having a check thereon and said second arm bent to form an eye to retain said check, the end of said second arm being doubled together to form a plurality of bars having a U-shaped hook bent therefrom, and one of said bars being twisted or coiled onto its arm, and bent upward to produce a spring tongue which serves to contact with said hook, substantially as specified.

In testimony whereof I affix my signature in presence of two witnesses.

DAVID C. PULLINS.

Witnesses:

JAS. WALLACE,  
JAMES JOHNSON.