

No. 897,058.

PATENTED AUG. 25, 1908.

M. E. BROWN.  
SAFETY WATCH POCKET.  
APPLICATION FILED JAN. 18, 1908.

FIG. 1.

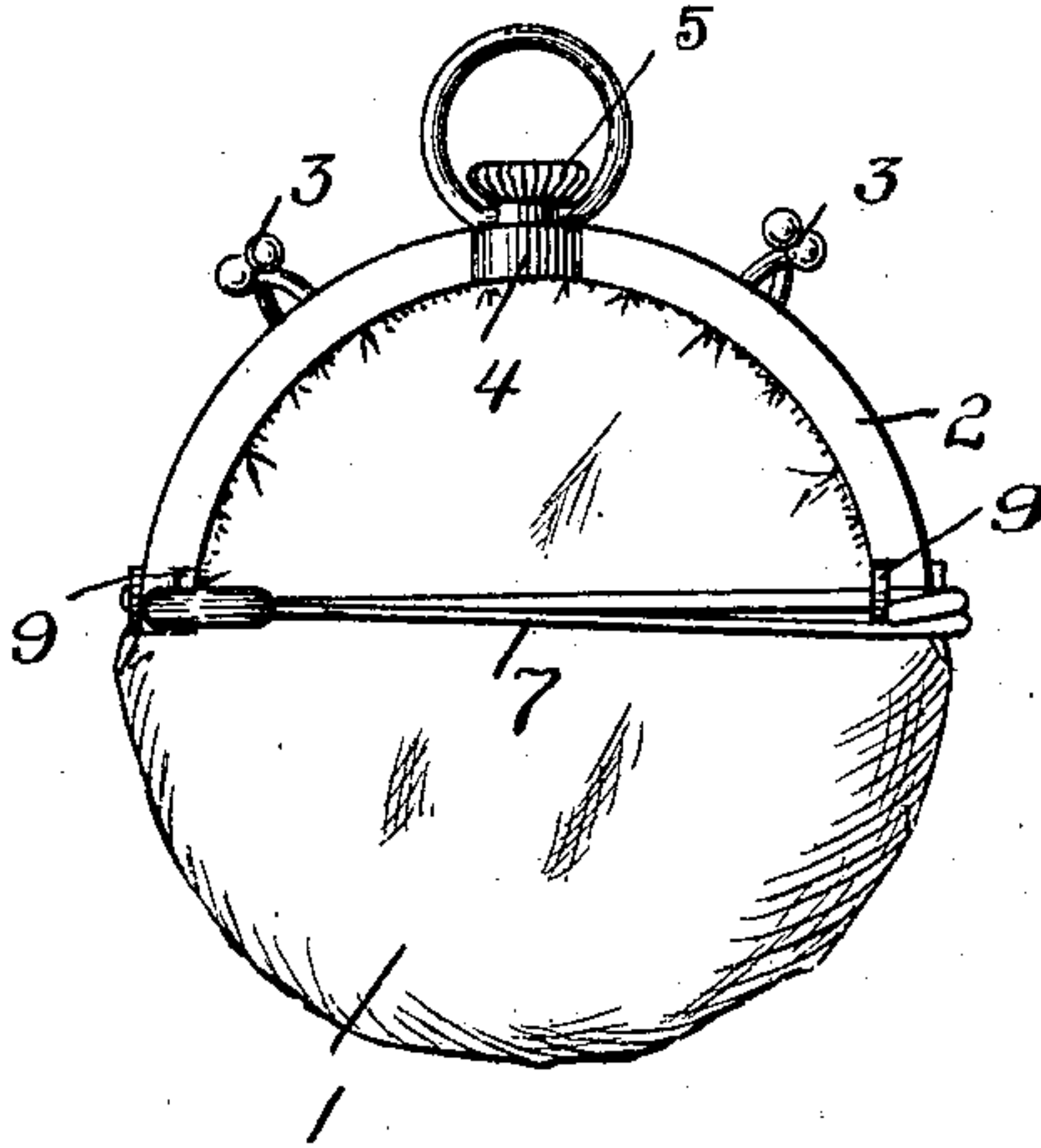


FIG. 2.

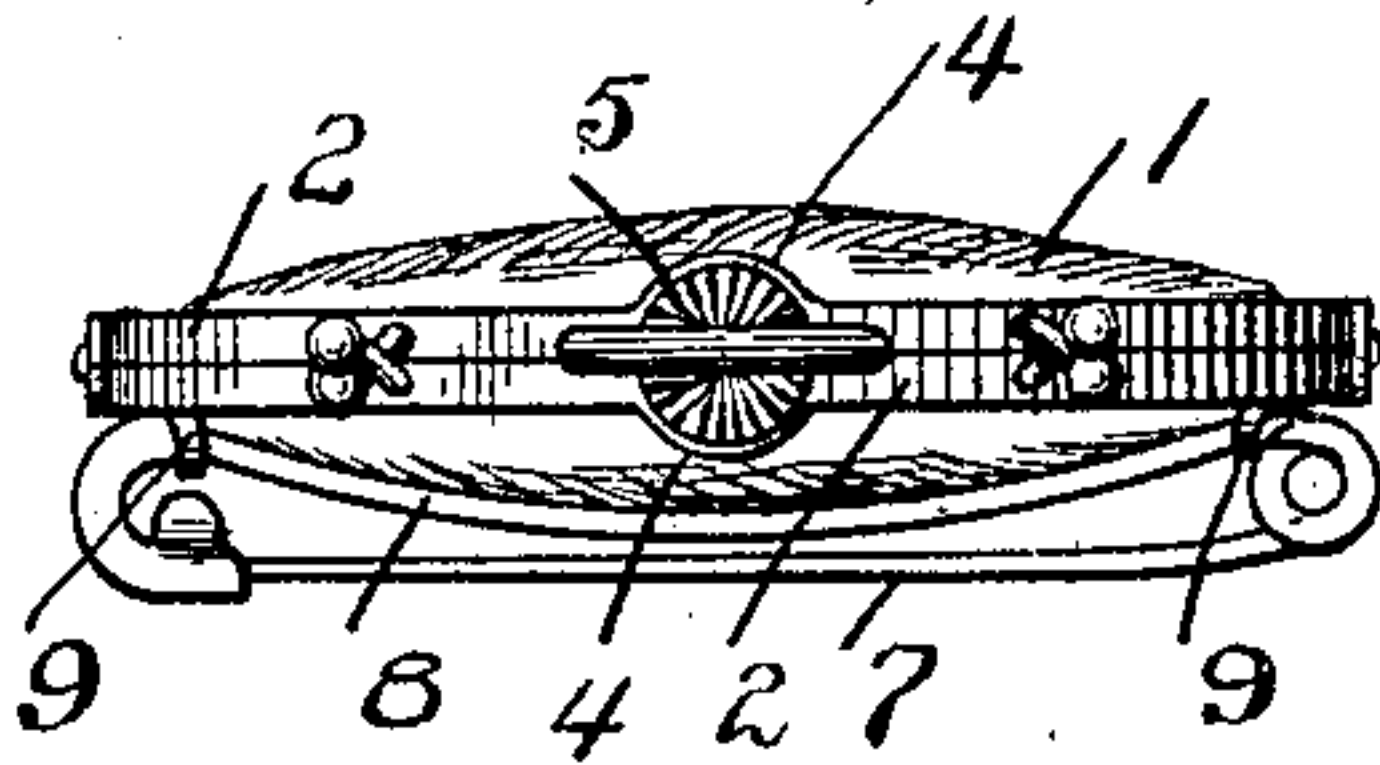
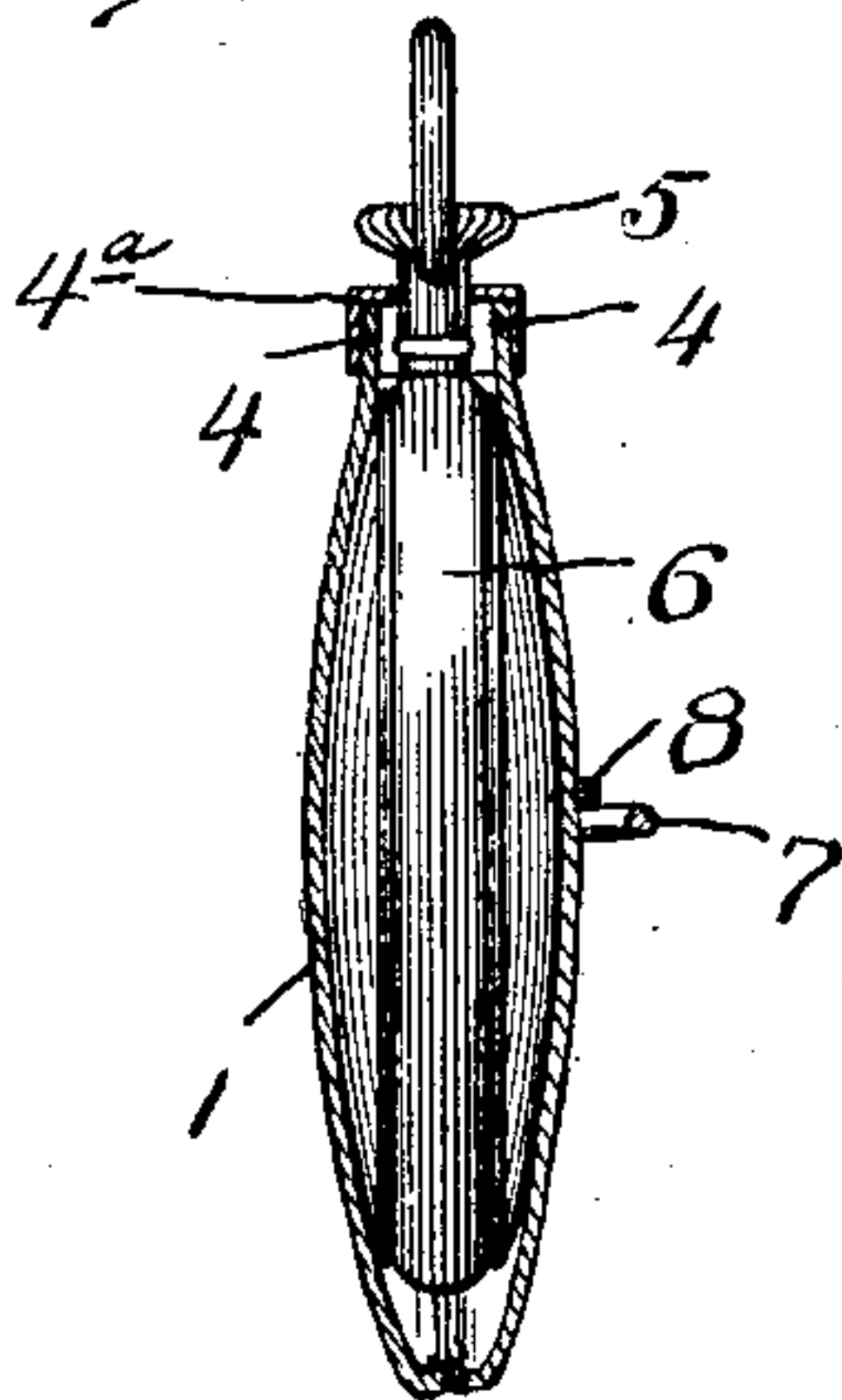


FIG. 3.



Inventor

M. E. Brown.

Witnesses

Samuel Payne.  
A. H. Butler

By

H. C. Everett

Attorney

# UNITED STATES PATENT OFFICE.

MARY E. BROWN, OF PITTSBURG, PENNSYLVANIA.

## SAFETY WATCH-POCKET.

No. 897,058.

Specification of Letters Patent.

Patented Aug. 25, 1908.

Application filed January 18, 1908. Serial No. 411,476.

*To all whom it may concern:*

Be it known that I, MARY E. BROWN, a citizen of the United States of America, residing at Pittsburg, in the county of Allegheny and State of Pennsylvania, have invented certain new and useful Improvements in Safety Watch-Pockets, of which the following is a specification, reference being had therein to the accompanying drawing.

10 This invention relates to a safety watch pocket, and the primary object of the invention is, to provide an auxiliary pocket that can be easily secured in the pocket of a vest or garment for firmly holding a watch, and

15 preventing the same from being surreptitiously removed.

Another object of this invention is to provide a simple and inexpensive watch pocket that will permit of a stem winding watch

20 being wound without removing the same from the pocket.

With the above and other objects in view which will more readily appear as the invention is better understood, the same consists

25 in the novel construction, combination and arrangement of parts to be hereinafter fully described and then specifically pointed out in the appended claims.

In the drawings: Figure 1 is a rear elevation of a safety watch pocket constructed in accordance with my invention, Fig. 2 is a

30 plan of the same, and Fig. 3 is a vertical sectional view of a safety watch pocket.

To put my invention into practice, I construct my safety watch pocket somewhat

35 after a purse, the pocket comprising a bag 1 having two pivoted semi-circular members 2, to which the pocket is suitably secured. These members are normally held together

40 by interlocking clasps 3, said clasps being easily opened when it is desired to remove a watch from a pocket. The members 2 intermediate the clasps 3 are pressed outwardly to provide a collar 4, through which the

45 stem 5 of a watch 6 is adapted to protrude. Fitting upon the collar 4 is a two-part cap 4<sup>a</sup> for closing the upper end of the collar and encircling the watch stem when the members 2 are in closed position.

50 One side of the pocket 1 is provided with a

safety pin 7, said pin being bent as at 8 to conform to the shape of the pocket, and this bent portion passed through lugs 9 carried by one of the members, whereby when the safety watch pocket is placed in a vest

55 pocket, it can be readily pinned therein.

It will be impossible to remove the watch from the safety pocket unless clasps 3 are opened, and before this operation could be surreptitiously performed, the owner of the

60 watch would be aware that the same was being fraudulently removed.

The bag of the safety watch pocket can be made of leather, or a fabric, while the remainder of the pocket can be made of light

65 and durable metal.

Having now described my invention what I claim as new, is:—

1. A safety watch pocket comprising a bag, two pivoted members carried thereby,

70 clamps normally holding said members in a closed position, each of said members being bent to provide a central collar section for the reception of a watch stem, said collar sections opposing each other and adapted to

75 inclose the watch stem, lugs carried by one of said members, a cap section fitted upon each of the collar sections and adapted to encircle the watch stem, and a safety pin extending through said lugs and having a bent

80 portion conforming to the shape of said pocket.

2. A safety watch pocket comprising a bag, two pivoted members carried thereby, means for holding said members in a closed

85 position, each of said members provided with a centrally disposed collar section, said sections opposing each other and adapted to inclose the watch stem when the members are closed, lugs carried near each end of one

90 of said members, and a safety pin extending through said lugs and having a bent portion conforming to the shape of the pocket.

In testimony whereof I affix my signature in the presence of two witnesses.

MARY E. BROWN.

Witnesses:

MAX H. SROLOVITZ,  
K. H. BUTLER.