

No. 896,941.

PATENTED AUG. 25, 1908.

A. W. ROTHSCHILD.  
SCARF PIN OR SIMILAR ARTICLE.  
APPLICATION FILED MAR. 18, 1908.

Fig. 1.

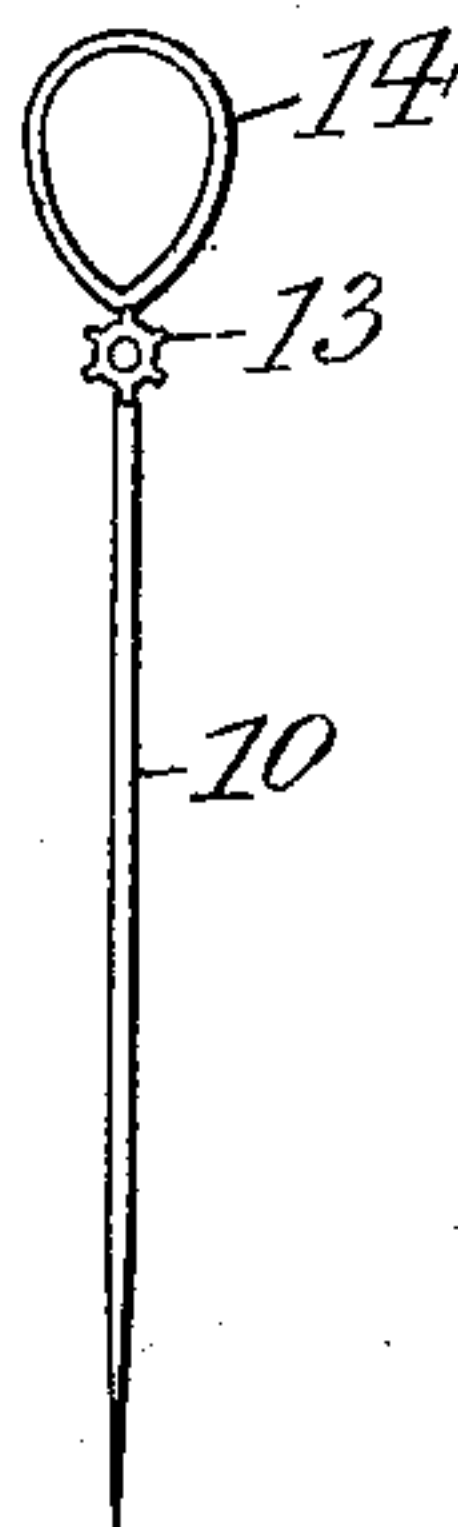


Fig. 2.

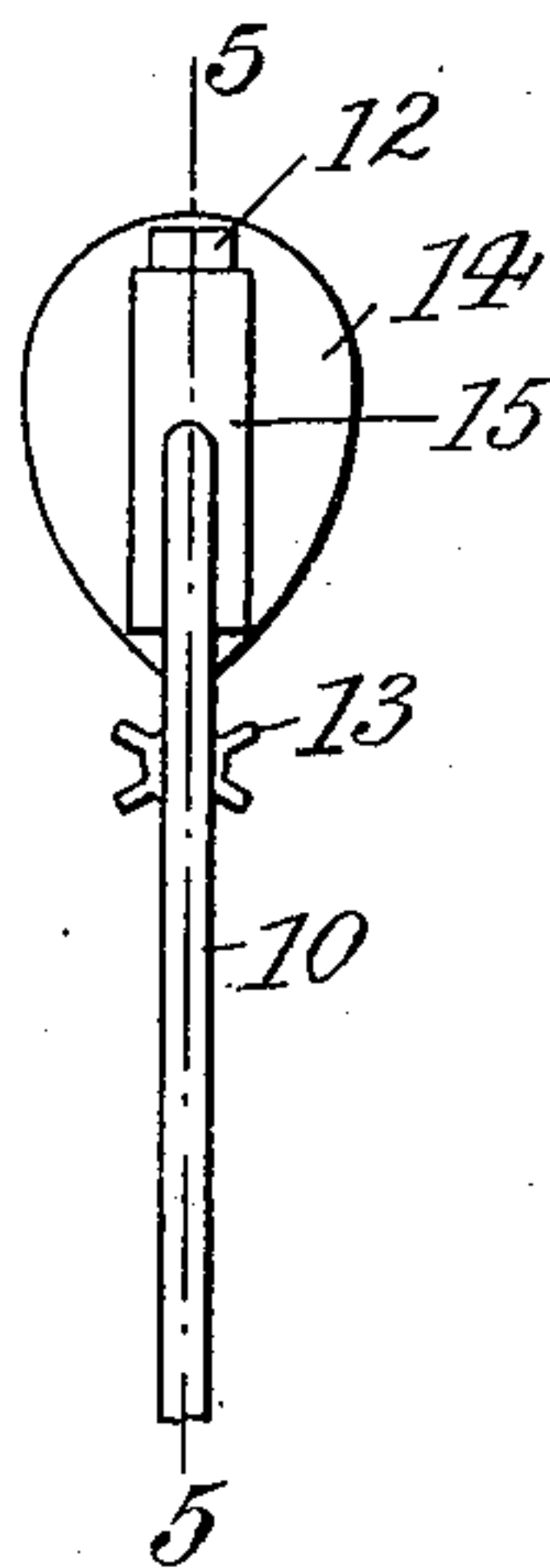


Fig. 3.

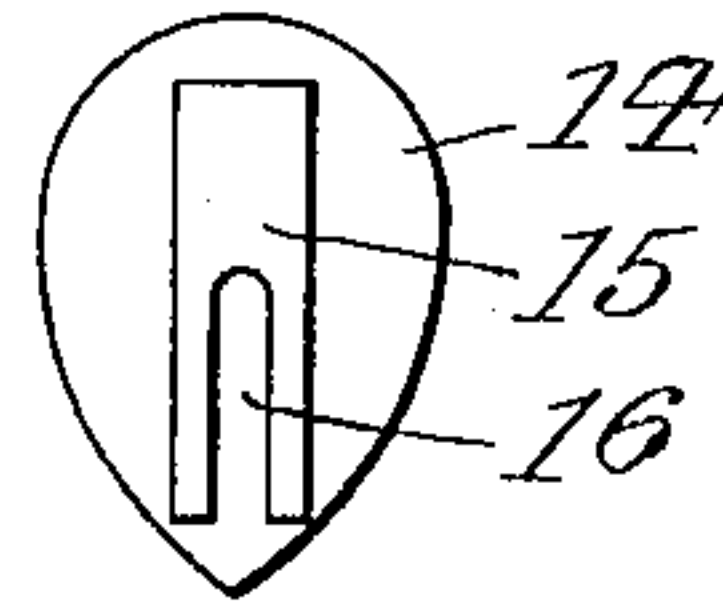


Fig. 5.

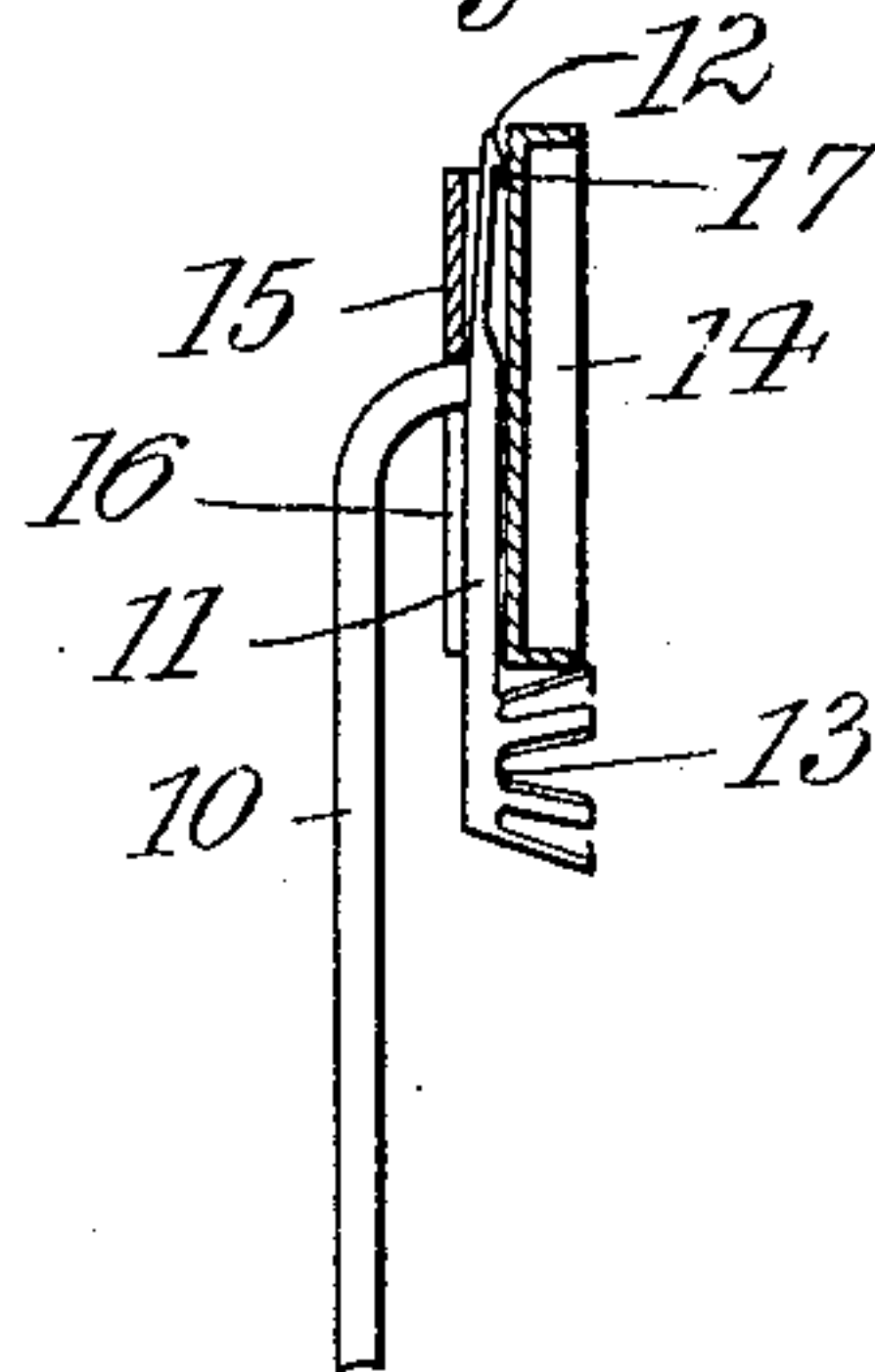
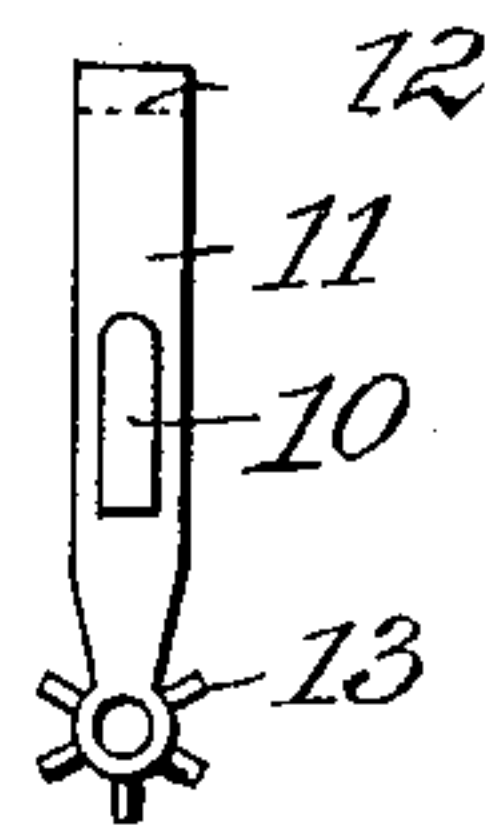


Fig. 4.



Witnesses:  
Arthur E. Zumpfe.  
H. R. Schulz.

Inventor  
Alexander W. Rothschild  
By his Attorney  
Hans von Sienow

# UNITED STATES PATENT OFFICE.

ALEXANDER W. ROTHSCHILD, OF NEW YORK, N. Y., ASSIGNOR TO ROTHSCHILD, BROS., & CO.,  
OF NEW YORK, N. Y., A FIRM.

## SCARF-PIN OR SIMILAR ARTICLE.

No. 896,941.

Specification of Letters Patent.

Patented Aug. 25, 1908.

Application filed March 18, 1908. Serial No. 421,882.

*To all whom it may concern:*

Be it known that I, ALEXANDER W. ROTHSCHILD, a citizen of the United States, residing at New York city, Manhattan, county and State of New York, have invented new and useful Improvements in Scarf-Pins or Similar Articles, of which the following is a specification.

This invention relates to a scarf pin or similar article provided with a setting or ornamentation, and with a removable head. Thus, by combining heads of different configuration or ornamentation with one and the same pin, a large variety of pleasing effects may be obtained in a simple and economical manner.

In the accompanying drawing: Figure 1 is a front view of my improved scarf pin; Fig. 2 a detail rear view thereof; Fig. 3 a similar view of the head detached; Fig. 4 a similar view of the bar, and Fig. 5 a section on line 5—5, Fig. 2.

The shank 10 of the pin is bent forwardly at its upper end and here carries a bar 11, that projects above and below such end. At its top, bar 11 terminates in a spring-hook 12, while at its bottom it carries a suitable ornament or setting 13.

The head 14 of the pin, shaped or embellished in suitable manner, is adapted to be removably secured to shank 10, so that one and the same ornament 13 may be worn in conjunction with different heads. The means for removably securing the head to the pin-shank consists of a box or housing 15 which is attached to back of head 14, and is adapted to accommodate bar 11. The box is provided with a lower upright slot 16, which, when the bar 11 is slipped into the

box, accommodates the top of shank 10. At its top, box 15 is open and incloses a keeper 17 adapted to be engaged by hook 12.

In order to attach a head to a pin-shank, bar 11 is slipped into box 15 until hook 12 engages keeper 17. The correlation of the parts is such, that when head 14 becomes thus locked to bar 11, the ornament 13 on the latter will be located directly beneath the head, so as to produce a harmonious conjoint effect. To remove the head, hook 12 is sprung backward to release keeper 17 and permit bar 11 to be drawn out of box 15.

It will be seen that by the construction described, two separate and distinct embellishments may be readily assembled in the same pin, so that by using a single pin with any one of a number of different heads, a large number of pleasing effects may be obtained.

I claim:

1. A device of the character described, comprising a shank, a bar secured thereto, an ornament carried by the bar, a head, and a box secured to the head and adapted to receive the bar, substantially as specified.

2. In a device of the character described, a shank, a bar secured thereto, a hook and an ornament on the bar, combined with a head, a slotted box secured thereto and adapted to be engaged by the bar, and a keeper adapted to be engaged by the hook, substantially as specified.

Signed by me at New York city, (Manhattan,) N. Y., this 17th day of March, 1908.

ALEXANDER W. ROTHSCHILD.

Witnesses:

ALBERT KAHN,  
FRANK V. BRIESEN.