

No. 896,664.

PATENTED AUG. 18, 1908.

G. A. RAUSCH, JR.  
TYPE WRITER TABLE AND DESK.

APPLICATION FILED JULY 31, 1907.

2 SHEETS—SHEET 1.

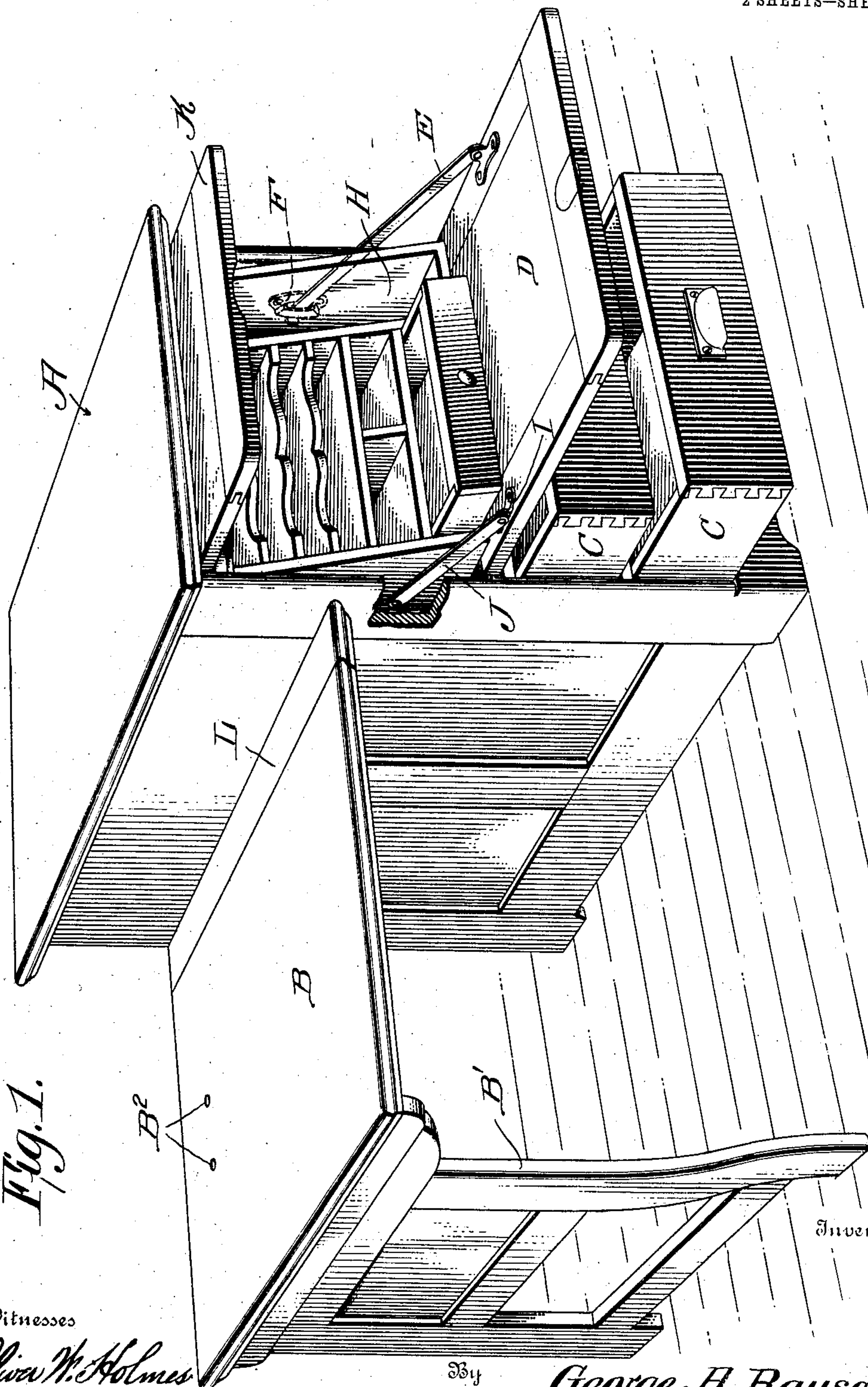


Fig. 1.

Witnesses

Oliver W. Holmes  
Geo. P. Wright.

By

George A. Rausch Jr.  
O'Meara & Brock

Attorneys

Inventor



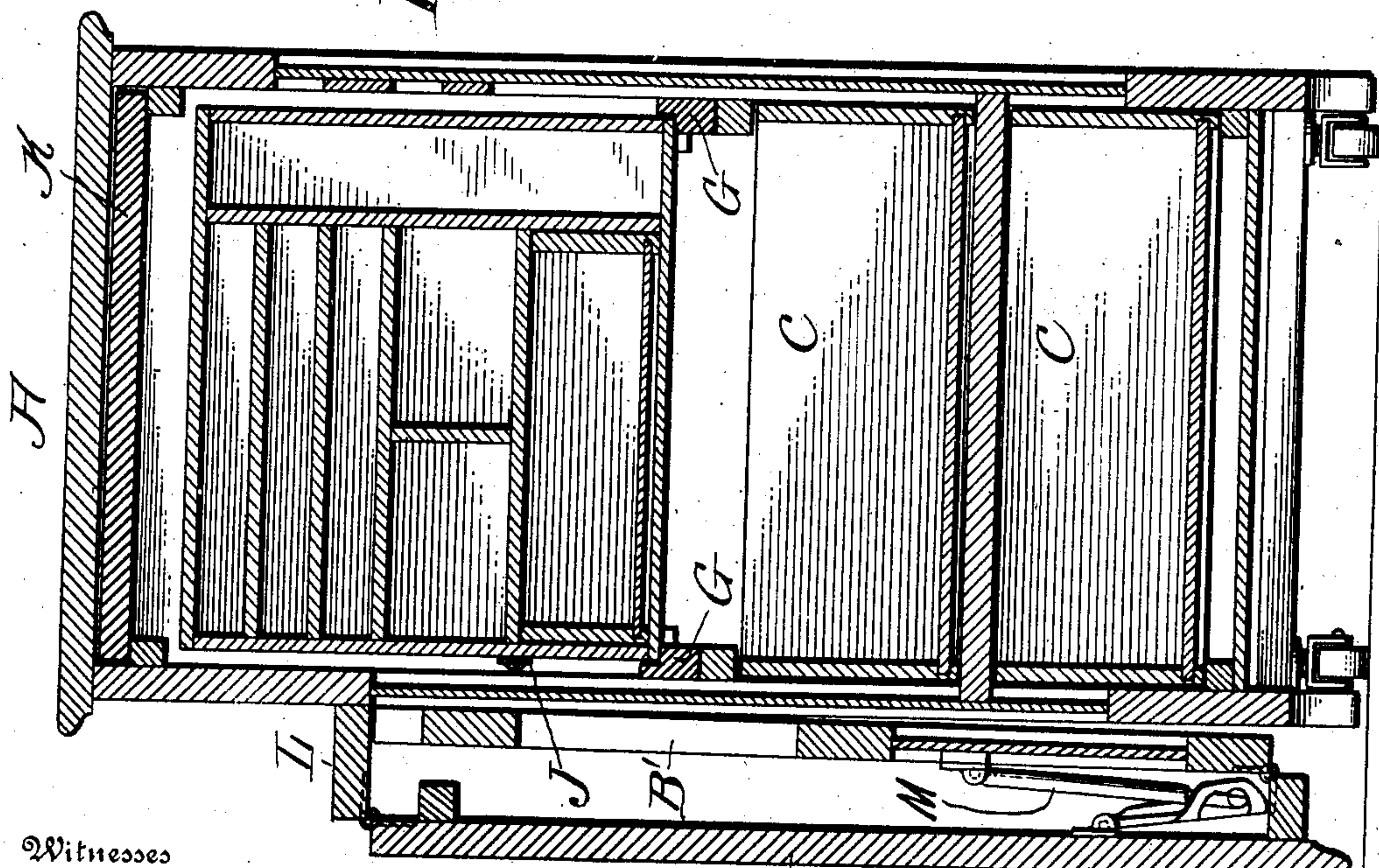
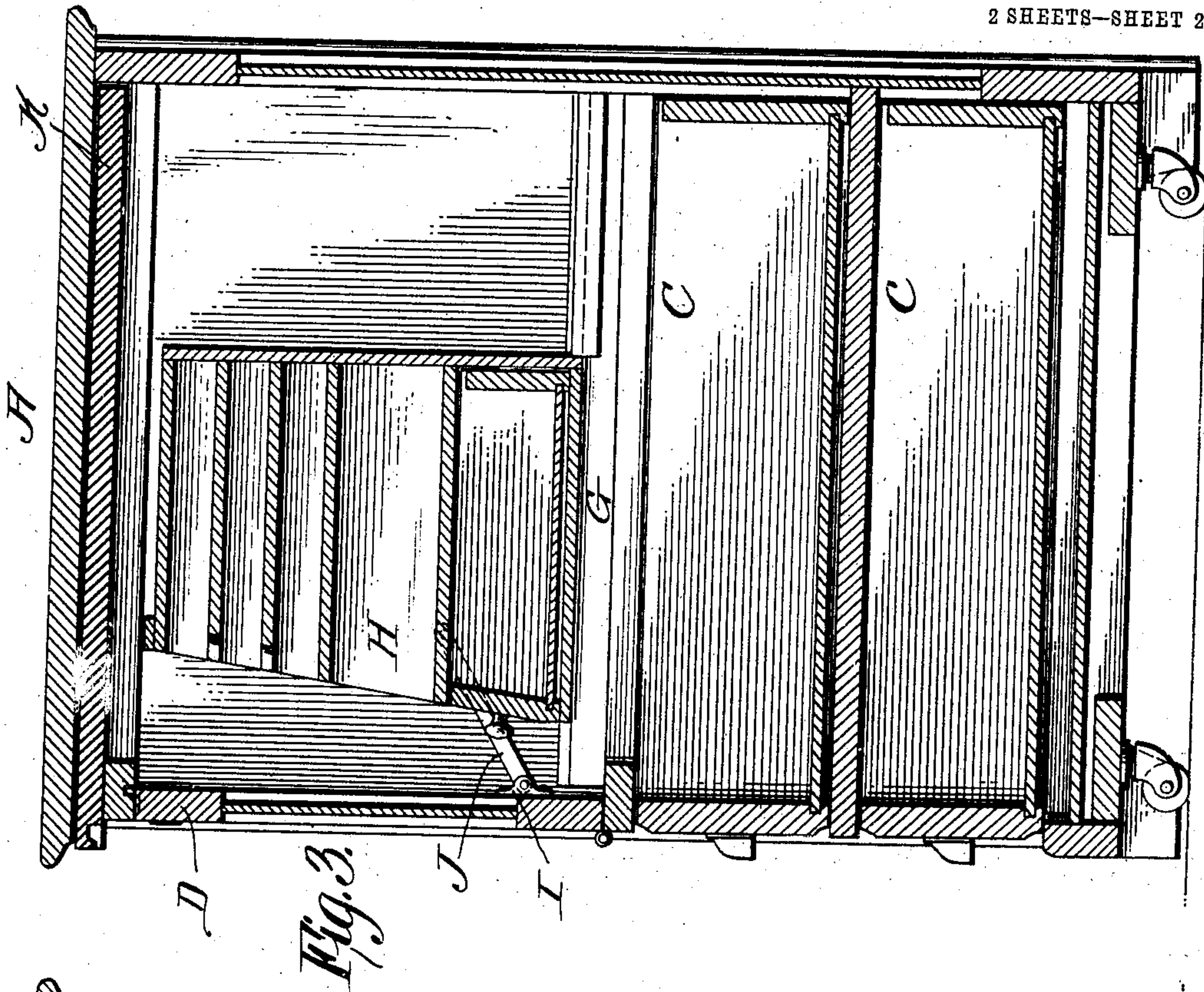
No. 896,664.

PATENTED AUG. 18, 1908.

G. A. RAUSCH, JR.  
TYPE WRITER TABLE AND DESK.

APPLICATION FILED JULY 31, 1907.

2 SHEETS—SHEET 2.



Witnesses

Oliver H. Holmes  
Geo. P. Wright

Fig. 2.

By *George H. Rausch Jr.*  
*O'Meara & Birch* Attorney

Inventor



# UNITED STATES PATENT OFFICE.

GEORGE A. RAUSCH, JR., OF MARYSVILLE, OHIO, ASSIGNOR TO THE MARYSVILLE CABINET COMPANY, OF MARYSVILLE, OHIO.

## TYPE-WRITER TABLE AND DESK.

No. 896,664.

Specification of Letters Patent.

Patented Aug. 18, 1908.

Application filed July 31, 1907. Serial No. 386,395.

*To all whom it may concern:*

Be it known that I, GEORGE A. RAUSCH, Jr., a citizen of the United States, residing at Marysville, in the county of Union and State of Ohio, have invented a new and useful Improvement in Type-Writer Tables and Desks, of which the following is a specification.

This invention relates to typewriter tables and desks, the object being to provide a desk with a typewriter table which can be lowered out of the way when not in use.

Another object of my invention is to provide the desk with a case of pigeon-holes for holding stationery and other typewriter supplies which is drawn outwardly when the lid of the desk is lowered.

Another object of my invention is to provide a novel means for drawing the case of pigeon-holes out when the lid is lowered.

With these and other objects in view, the invention consists in the novel features of construction, combination and arrangement of parts hereinafter fully described and pointed out in the claims.

In the drawing forming a part of this specification:—Figure 1 is a perspective view of my improved desk and table in position to be used, showing the lid lowered. Fig. 2 is a transverse sectional view through the desk and table, the table in a lowered position. Fig. 3 is a transverse sectional view through the desk.

Referring to the drawings A indicates the desk and B the table. The desk is provided with drawers C and a hinged lid D carrying a supporting bar E provided with an angled end forming a stop. The bar is slidably mounted in the guide-member F secured to the inside of one of the sides of the desk, so that when lowered down to a horizontal position, the stop will engage the member and hold the lid rigid.

Guide-members G are secured to the inside of the desk, on which is mounted a case of pigeon-holes H which may be of any form desired, but in the drawing I have shown the case with an oblique front, so that the papers in the lower pigeon-hole can be readily

reached. Secured to the inner side of the lid adjacent one edge is a plate I provided with an apertured lug in which is secured a pin carrying an operating link J which is pivotally connected to the side of the case of pigeon-holes, whereby the case will be drawn in and out as the lid is raised and lowered. It will be seen that by having the case of pigeon holes move outwardly when the lid is lowered, the typewriter supplies can be readily taken out of the pigeon holes by the typewriter without getting out of her chair. The desk is provided with an ordinary sliding leaf K which can be used when desired for supporting any of the work of the typewriter.

The table is hinged to a strip L secured to the left hand side of the desk, and is provided with hinged legs B' which are locked to the table by locking links M when the table is raised in a horizontal position so as to hold the table rigid and prevent it from wobbling when the typewriter is placed thereon and operated. A pair of spaced openings B<sup>2</sup> are formed in the table, adjacent its rear edge forming sockets, in which the legs of a copyholder, (not shown) are adapted to be placed.

From the foregoing description it will be readily seen that I have provided a typewriter desk and cabinet which is very simple and cheap in construction and one which is very effective in use.

Having thus fully described my invention, what I claim as new and desire to secure by Letters Patent is:—

The combination with a desk having a hinged lid provided with a supporting bar slidably mounted in a guide-member secured to the desk, of guide-members secured in said desk, a case of pigeon holes slidably mounted on said guide-members, and a link pivotally mounted on said lid and connected to one side of said case, for the purpose described.

GEO. A. RAUSCH, JR.

Witnesses:

JOHN RAUSCH,  
PEARL McILROY.