

No. 894,313.

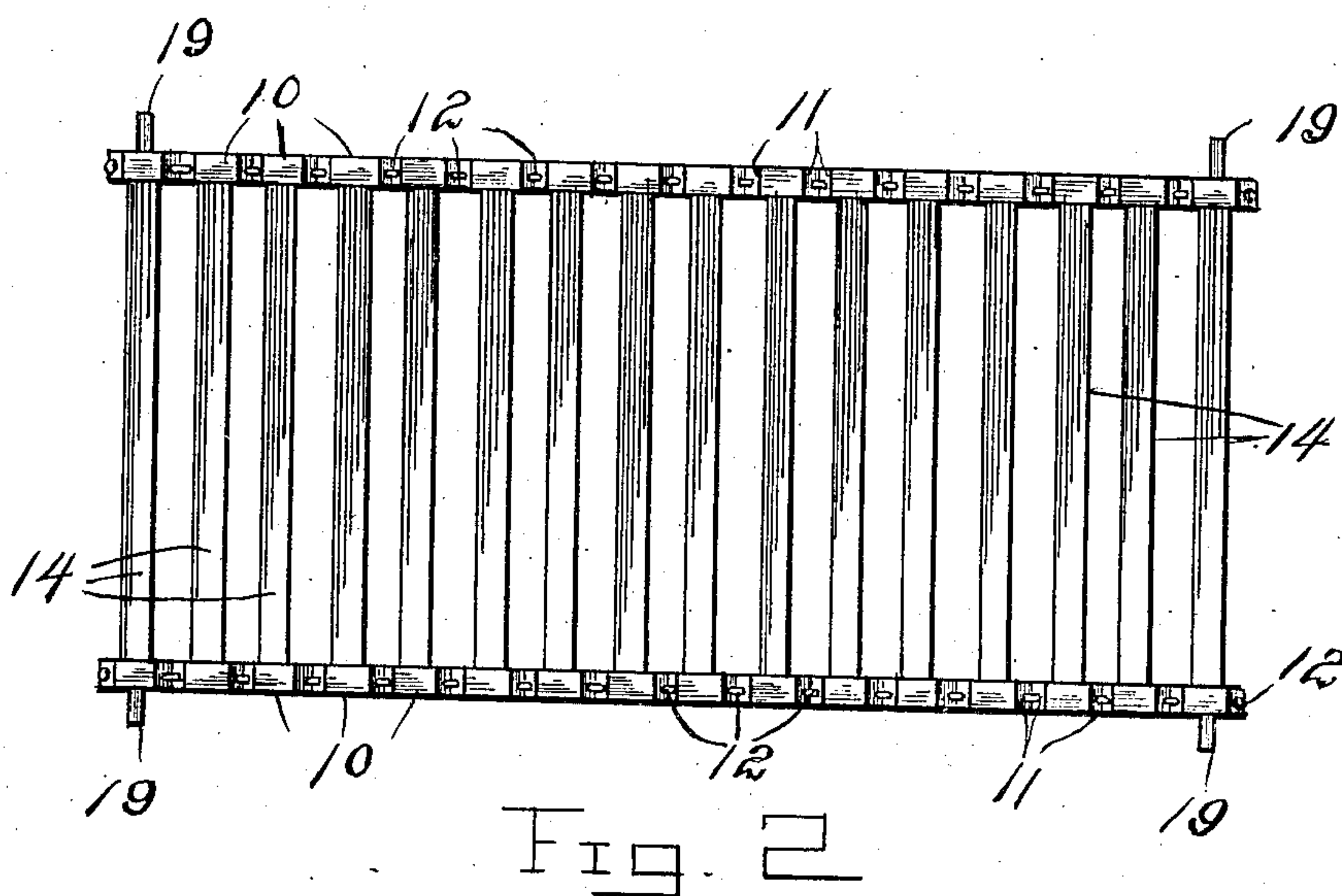
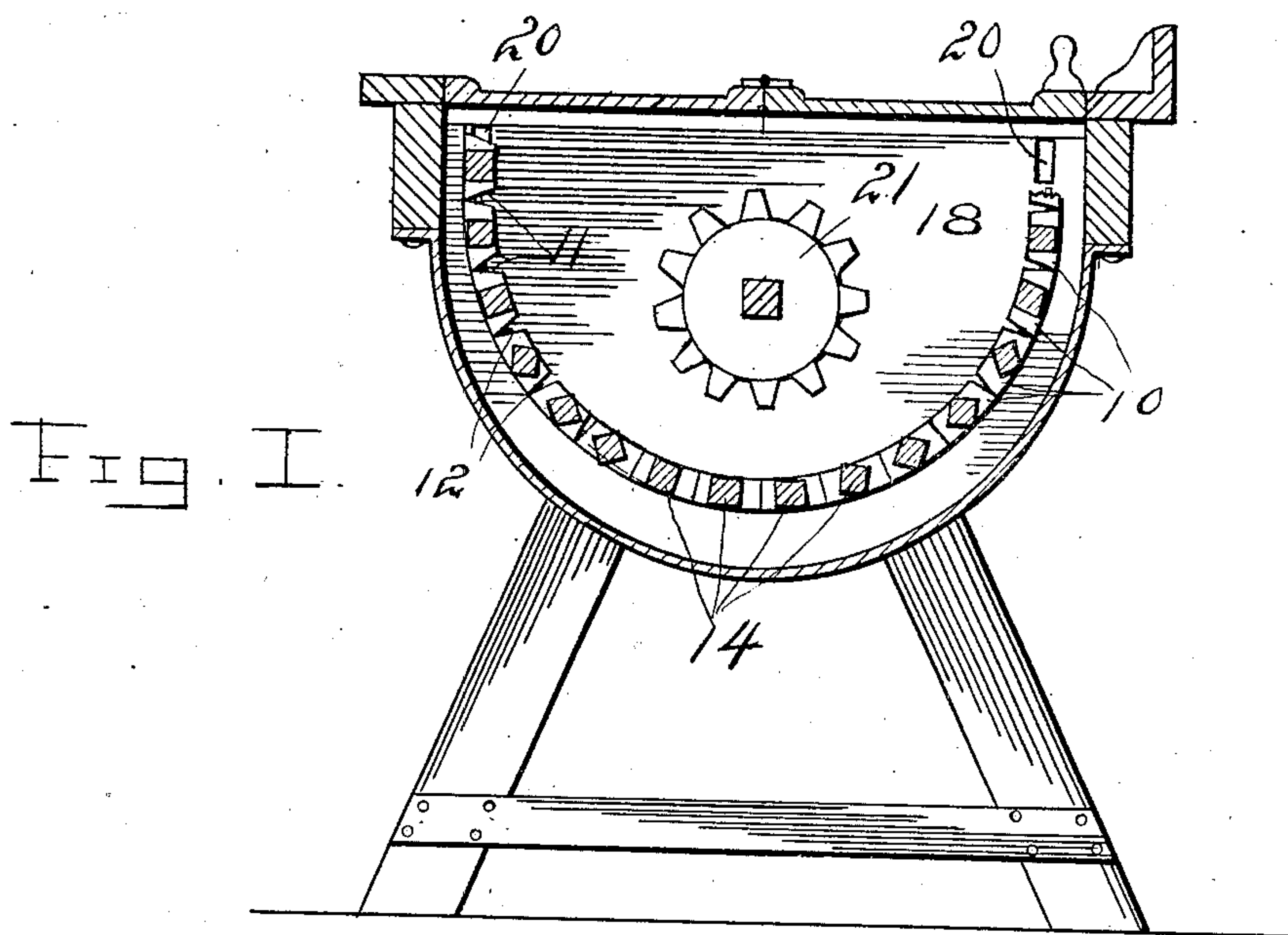
PATENTED JULY 28, 1908.

C. CASE.

FLEXIBLE WASHBOARD FOR WASHING MACHINES.

APPLICATION FILED AUG. 11, 1906. RENEWED JAN. 29, 1908.

2 SHEETS—SHEET 1.



Witnesses
J. C. Simpson
H. B. Mac Hall

Inventor
Clinton Case.

By *Charles H. H. H.*

Attorney S

No. 894,313.

PATENTED JULY 28, 1908.

C. CASE.

FLEXIBLE WASHBOARD FOR WASHING MACHINES.

APPLICATION FILED AUG. 11, 1906. RENEWED JAN. 29, 1908.

2 SHEETS—SHEET 2.

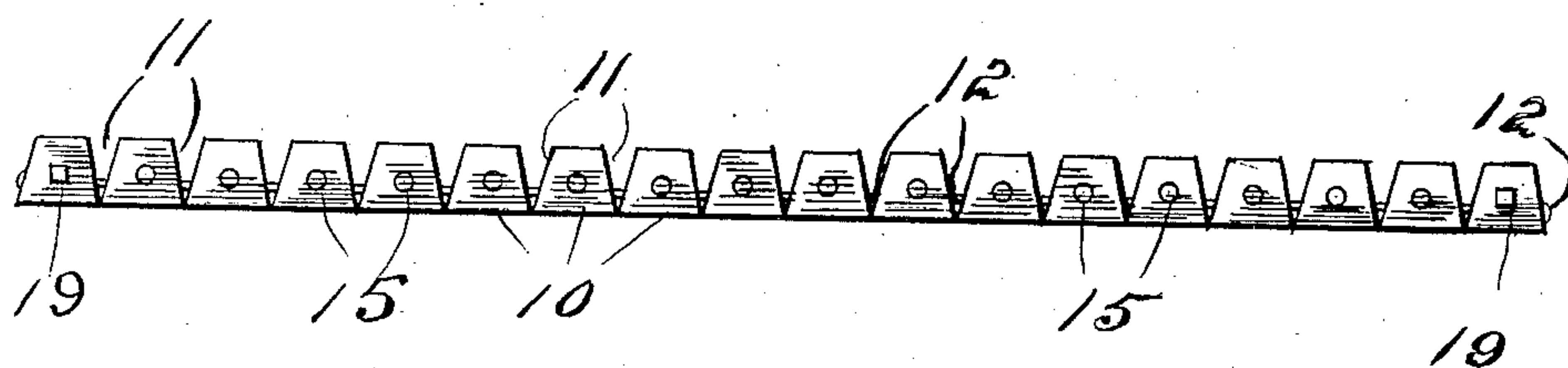


Fig. 3.

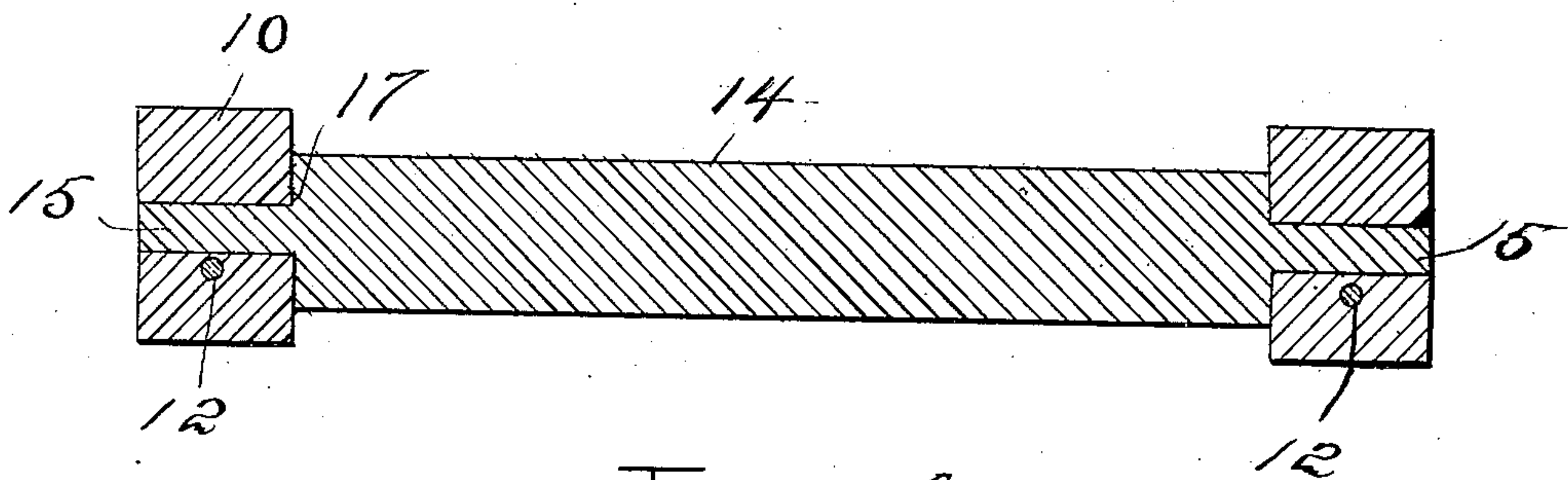


Fig. 4.

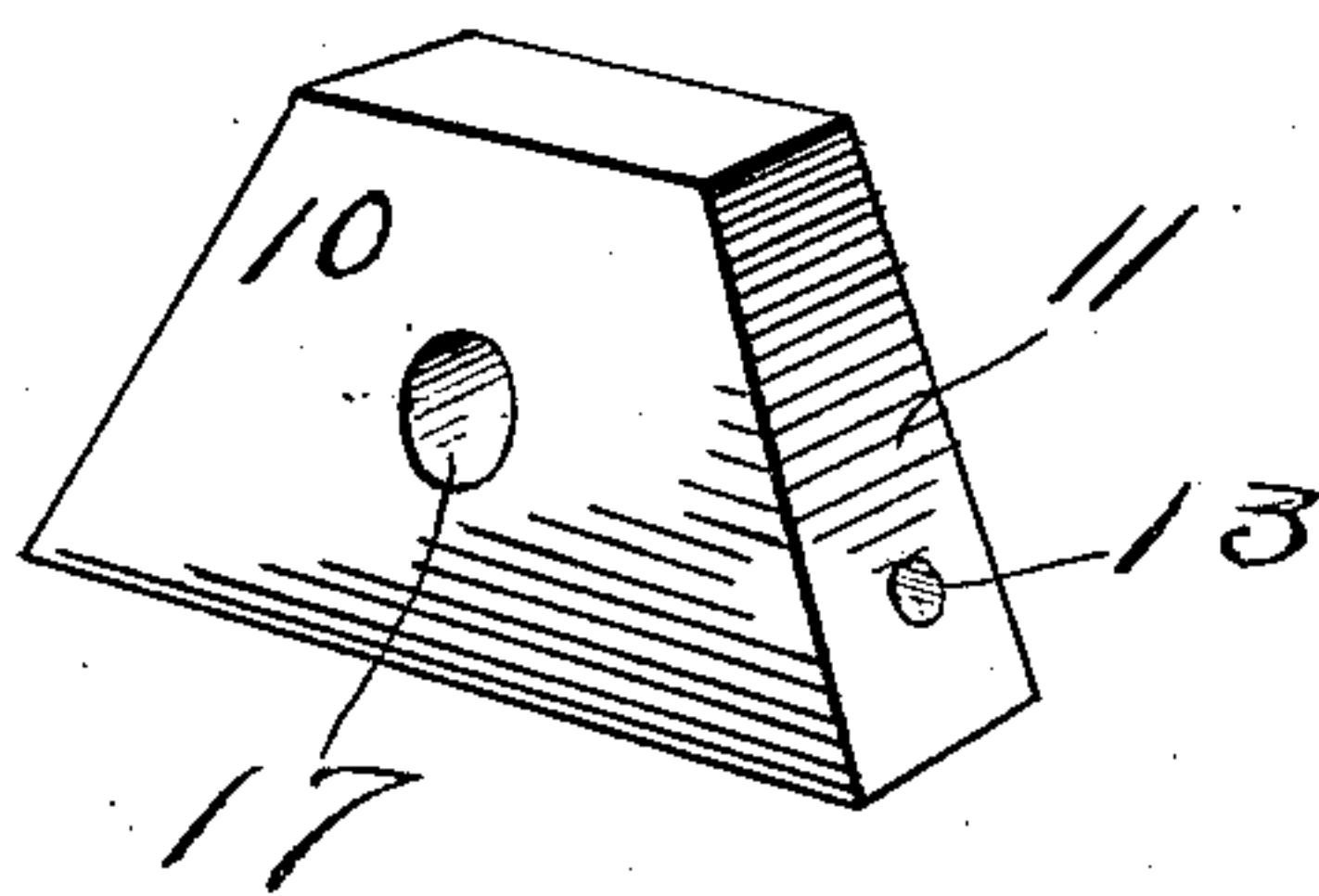


Fig. 5.

Witnesses

J. C. Simpson.
H. B. MacKall.

Inventor

Clinton Case.

By

Charles Chandler.

Attorney

UNITED STATES PATENT OFFICE.

CLINTON CASE, OF CONNERSVILLE, INDIANA.

FLEXIBLE WASHBOARD FOR WASHING-MACHINES.

No. 894,313.

Specification of Letters Patent.

Patented July 28, 1908.

Application filed August 11, 1906, Serial No. 330,146. Renewed January 29, 1908. Serial No. 413,269.

To all whom it may concern:

Be it known that I, CLINTON CASE, a citizen of the United States, residing at Connerville, in the county of Fayette, State of Indiana, have invented certain new and useful Improvements in Flexible Washboards for Washing-Machines; and I do hereby declare the following to be a full, clear, and exact description of the invention, such as will enable others skilled in the art to which it appertains to make and use the same.

This invention relates to washboards for washing machines, and more particularly to that class of washing machines in which a yieldable washboard is supported beneath a tumbling rubber, and the primary object of the invention is to provide an extremely simple, but durable, construction of this character which will be efficient in use.

Broadly speaking, the invention resides in the provision of two connected series of bearing blocks and rotary squared tumblers journaled between the corresponding blocks of the two series, the object of providing square rotary tumblers being that the sharp longitudinal edges of the said tumblers will successively engage the cloth being washed and render more effectual the washing operation.

In the accompanying drawings, Figure 1 is a vertical longitudinal sectional view through a washing machine showing my flexible washboard in position therein. Fig. 2 is a plan view of the same removed from the machine. Fig. 3 is a side elevation of the same. Fig. 4 is a detail vertical transverse sectional view through one of the tumblers and its bearing blocks, and Fig. 5 is a detail perspective view of one of the said blocks.

Referring more specifically to the drawings the invention is shown as comprising two series of bearing blocks 10 which have their under and upper faces parallel and their end faces inclined as indicated by the numeral 11. The said bearing blocks of each series are mutually connected by means of a wire 12 which extends through openings 13 formed in the said blocks longitudinally thereof and adjacent the lower ends of the same, the ends of the said wire connecting the blocks of each series being headed to

prevent disconnection of the said blocks therefrom.

From the foregoing it will be seen that each set of the blocks is connected to form a flexible series and when properly hung in a washing machine in a manner which will hereinafter be described, the inclined faces of the blocks of each series will contact with the next adjacent blocks.

The numeral 14 denotes a plurality of tumblers which are rectangular in cross section and which have their ends reduced as at 15 to form spindles which are engaged in bearing openings 17 formed in corresponding blocks of the two series, the said tumblers being thus mounted for rotation.

In order that the flexible wash board thus formed may be supported within a washing machine which is indicated in the drawings by the numeral 18, the end tumblers of the series have their ends reduced as at 19 but the said reduced portions are squared and are designed to seat in slots 20 formed at corresponding points in the upper end of the side boards of the washing machine 18, there being the usual tumbling rubber 21 mounted for rotation within the body of the machine.

From the foregoing it will be seen that by reason of the fact that the tumblers 14 are rectangular in cross section and are mounted for rotation, the sharp longitudinal edges thereof will engage the cloth being washed but, because the tumblers are not rigid the cloth will not be torn.

It is to be understood that I do not desire to be limited to the exact details of construction shown and described, for obvious modifications will occur to a person skilled in the art.

What is claimed is:

In a washing machine the combination with a casing and a rotatable tumbler rubber therein of an arcuate washboard interposed between said tumbler rubber and said casing, said washboard comprising suspension blocks, each having longitudinal and transverse openings therethrough, and having opposite parallel surfaces and oppositely inclined side faces, wires passed through the longitudinal openings of each series of said

blocks and held against displacement, transverse tumblers having reduced ends journaled in said transverse openings in the adjacent opposing blocks of each series, 5 said tumblers being straight faced, and means for suspending said washboard from each end of said casing.

In testimony whereof, I affix my signature, in presence of two witnesses.

CLINTON CASE.

Witnesses:

T. A. CHOMEL,
GEO. M. BROWN.