

No. 892,969.

PATENTED JULY 7, 1908.

S. D. WILSON.

CARRY ALL.

APPLICATION FILED OCT. 30, 1906.

2 SHEETS—SHEET 1.

Fig. 1.

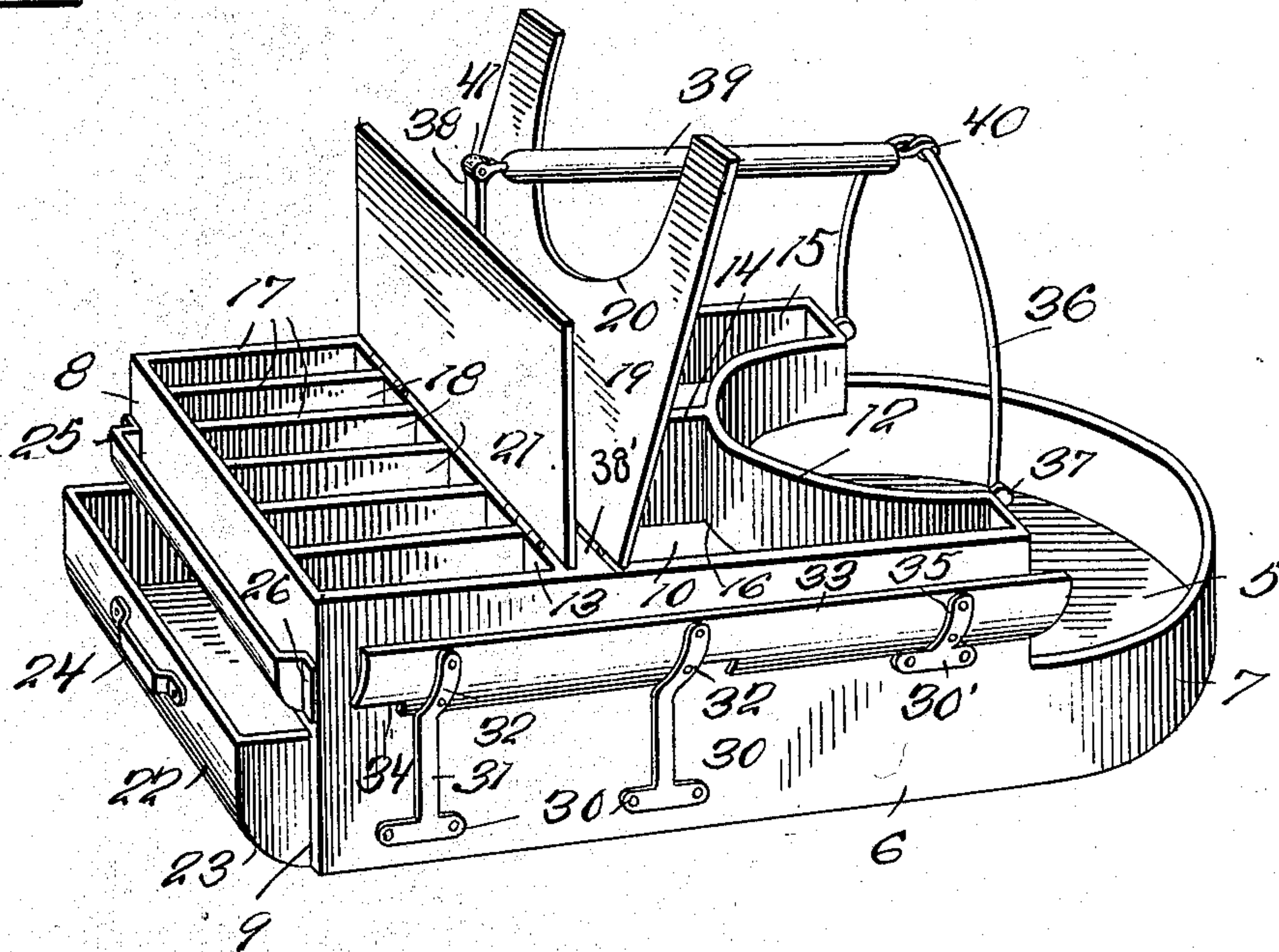
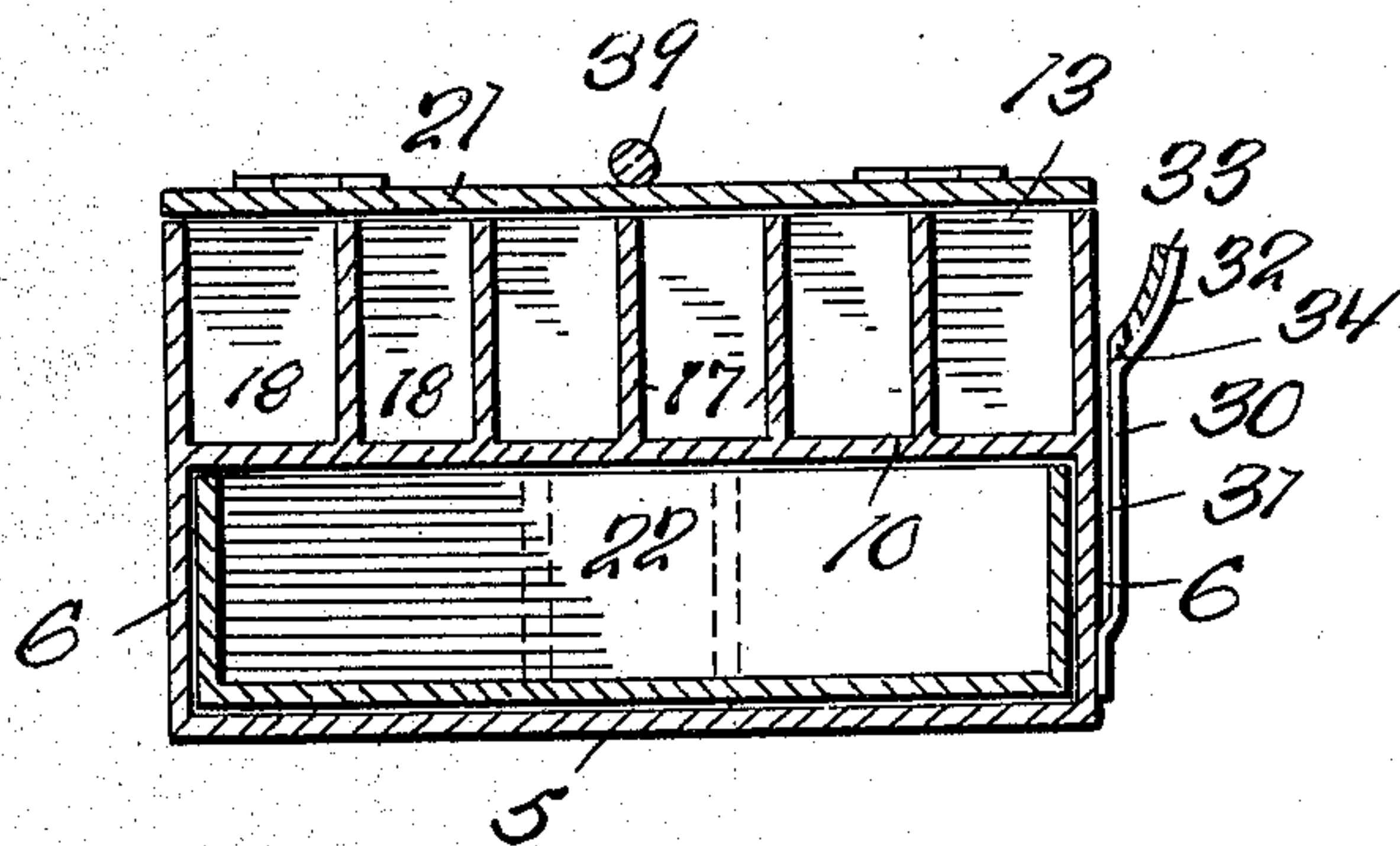


Fig. 4.



Inventor

Sallie D. Wilson

Witnesses

G. R. Thomas
J. W. Quinn

By

Charles H. H. H. H.

Attorneys

S. D. WILSON.

CARRY ALL.

APPLICATION FILED OCT. 30, 1906.

2 SHEETS—SHEET 2.

Fig. 2.

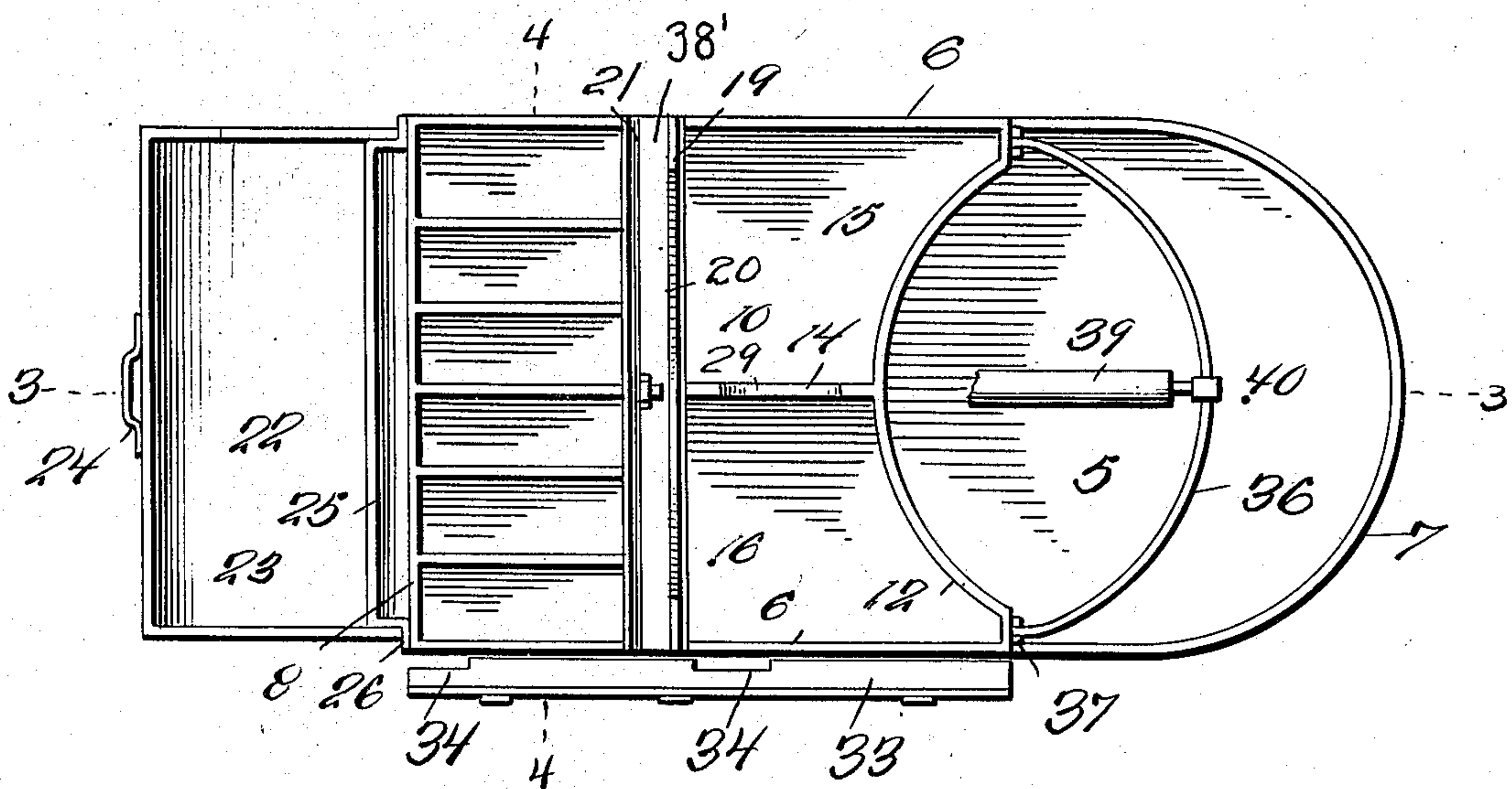
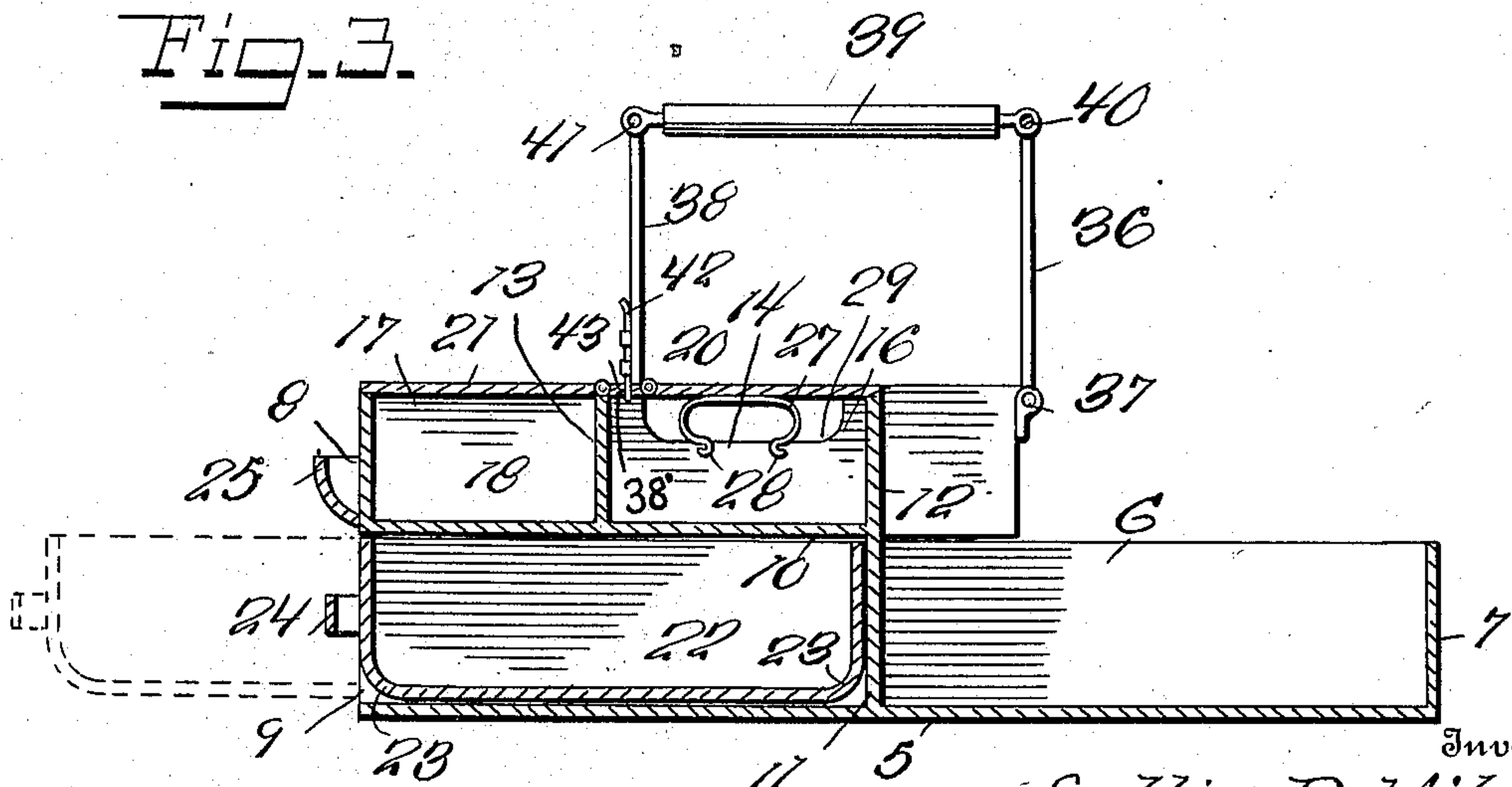


Fig. 3.



Inventor

Sallie D. Wilson

Witnesses

G. R. Thomas
J. W. Quinn.

By

Charles C. Condit

Attorneys

UNITED STATES PATENT OFFICE.

SALLIE D. WILSON, OF NEW YORK, N. Y.

CARRY-ALL.

No. 892,969.

Specification of Letters Patent.

Patented July 7, 1908.

Application filed October 30, 1906. Serial No. 341,221.

To all whom it may concern:

Be it known that I, SALLIE D. WILSON, a citizen of the United States, residing at New York city, in the county of New York, State of New York, have invented certain new and useful Improvements in Carry-Alls; and I do hereby declare the following to be a full, clear, and exact description of the invention, such as will enable others skilled in the art to which it appertains to make and use the same.

This invention relates to carry-alls, and more particularly to that class which are designed for use by servants and the like, and the object of the invention is to provide an article of this class which may be utilized to carry all of the necessary cleaning implements, soap, etc.

The article, among other things, includes a novel form of dust-pan support which is also arranged to hold a dust-brush for the pan and, in addition to this, includes a dust receptacle in the form of a drawer which has its front and rear ends and the adjacent portions of its bottom curved upwardly to prevent lodging of dirt, dust and the like in crevices. By providing this drawer it will be readily observed that dust cannot be blown from the same and thereby undo what labor has been performed.

Another feature of the invention resides in the novel form of handle which is provided for the article and in the provision of means for locking the handle in position to be grasped by the user of the same, the said handle being foldable upon the article when not in use.

Still another feature of the invention lies in the fact that a cover for one set of compartments is provided upon its under side with a clip for the attachment of a whisk-broom.

In the accompanying drawings: Figure 1 is a perspective view of the article, the covers for the compartments being shown in raised position and the dust-drawer shown partly open. Fig. 2 is a top plan view of the article, the covers for the compartments being shown in the same position as is also the drawer. Fig. 3 is a detail vertical longitudinal sectional view through the article taken on the line 3—3 of Fig. 2, and Fig. 4 is a detail vertical transverse sectional view taken on the line 4—4 of Fig. 2.

Referring more specifically to the drawings, the carry-all is shown as comprising a

bottom 5 and sides 6 which are curved as at 7 at one end of the article to form one end of the same, the opposite end of the carry-all being partially closed by means of an end piece 8, there being a drawer opening 9 located at this last-named end of the carry-all. That portion of the sides 6 which is curved to form the end 7 of the article is of less height than the remaining portions of the sides, and a partition 10 is disposed within that portion of the article which is bounded by the body portion of the sides 6 and in a plane coincident with the plane occupied by the upper edge of the curved end 7 of the same, and this partition forms the floor of numerous compartments which are located above the same and which will be presently explained. A partition 11 is disposed transversely within the carry-all and extends from one of the sides 6 of the same to the other of the said sides and forms, together with the said sides, the floor 5, and the partition 10, a drawer receptacle.

A curved wall 12 extends from one of the sides 6 to the other at the point of termination of the higher portion of the said sides, and within and between the curvature of the wall 12 and the end 7 of the carry-all is designed to be received a bucket or pail containing water.

A partition 13 divides the upper portion of the carry-all, as determined by the partition 10, into two main compartments, one of these main compartments being divided by means of a partition 14 in sub-compartments 15 and 16 and the other of the main compartments being divided by means of partitions 17 into sub-compartments 18. The sub-compartments 15 and 16 are designed for the reception of dry cloths and the like and the sub-compartments 18 for the reception of soap and other cleaning compounds and also wet cloths. A cover 19 is hinged to a partition 13' extending transversely of the device above the partition 13 and serves as a means for closing the compartments 15 and 16 and the said cover 19 has its outer edge cut away as at 20 to correspond to the curvature of the wall 12. A cover 21 serves as a closure for the other compartment.

The dust-drawer for the carry-all is indicated by the numeral 22, and the ends of the said drawer and the corresponding portions of the bottom of the same are curved upwardly as at 23 to prevent lodging of dirt

in the crevices and assist in its ready removal, and the said drawer is provided at its forward end with a handle 24 by means of which it may be removed from and inserted in its proper place in the article.

Secured to the end piece 8 of the article and at a point directly above the drawer opening 9 therein is a water-tight tray 25 for the reception of a scrub-brush, the said tray having its front curved downwardly and inwardly toward the said end piece 8 to which it is secured and being provided at each of its ends with an integral attaching flange 26.

Secured to the under side of the cover 19 is a clip comprising a strip of resilient sheet metal which is bowed at opposite sides of its middle as at 27 and has its ends bent slightly outwardly as at 28, the said clip being attached at its middle to the under side of the cover 19 in any suitable manner. This clip is designed to hold a whisk-broom, and in order that the whisk-broom may not interfere with the closing of the said cover, the upper edge of the partition 14 is cut away as at 29.

In order that a dust-pan and brush may be supported upon the article, I have provided a novel form of shelf which is supported by means of brackets 30 and 30', there being preferably a pair of the brackets 30 and but one of the brackets 30'. The brackets 30 include an attaching portion which is secured by means of screws or other suitable fastening devices to the outer face of one of the sides 6 of the carry-all, and an upstanding portion 31, which is formed integral with the attaching portion, extends upwardly therefrom as stated and in spaced parallel relation to the said outer face of the side. The extreme upper ends of the upstanding portion 31 are bowed as at 32 to support a concaved shelf 33 which is riveted or otherwise secured to the said bowed portion 32 of the upstanding portions of the bracket. The brackets 30 are located one adjacent the drawer end of the carry-all and the other intermediate the said bracket and the bracket 30', and the shelf is provided in its lower edge, which, it may be here stated, is supported in spaced relation to the side 6 of the carry-all to which the shelf is attached, and upon opposite sides of the said brackets 30, with notches 34 in which are received the side flanges of a dust-pan, the body portion of the dust-pan being re-

ceived between the lower edge of the shelf 33 and the said outer face of the side 6.

The bracket 30' comprises an attaching portion formed integral with which is a bowed portion 35 to which the shelf is riveted or otherwise secured, and a dust-brush is designed to be supported upon that portion of the shelf which the bracket 30' supports and which is located to one side of the inner notch 34.

In order that the handle for the carry-all may be supported at a proper distance above the main portion thereof, I have provided a bail 36 formed of a single piece of bowed wire which is hinged at its ends as at 37 to the ends of the wall 12 and an arm 38 which is hinged at its lower end to a partition 38' between the lids 21 and 19, the handle above mentioned being denoted by the numeral 39 and being connected at one of its ends with the bail 36, as at 40, and at its other end as at 41 to the upper end of the arm 38. It will be understood from the foregoing that the bail 36, the arm 38 and the handle 39 may be folded to lie upon the top of the carry-all, and in order that the handle may be supported in raised position when so desired, a sliding bolt 42 is mounted upon the arm 38 adjacent its lower end and is arranged to enter an opening 43 in the said partition 38'.

What is claimed is:

1. An article of the class described comprising a body portion having a top, a collapsible handle for supporting the body portion, said handle comprising a pair of members hingedly connected with the body portion at the top thereof, a handle member connecting the hinged sections, and a bolt carried by one of the sections and adapted to be moved into engagement in an opening in the body to hold the sections in raised position.

2. An article of the class described comprising a body portion, and a shelf secured to the body portion with one of its edges in spaced relation to one side of the body portion and arranged for the reception of a dust-pan or the like between its said edge and the said side of the body portion, the said shelf being notched for the reception of the side flanges of the dust-pan or the like.

In testimony whereof, I affix my signature, in presence of two witnesses.

SALLIE D. WILSON.

Witnesses:

WILLIAM HERRMANN,
BALTHASER ARRAS.