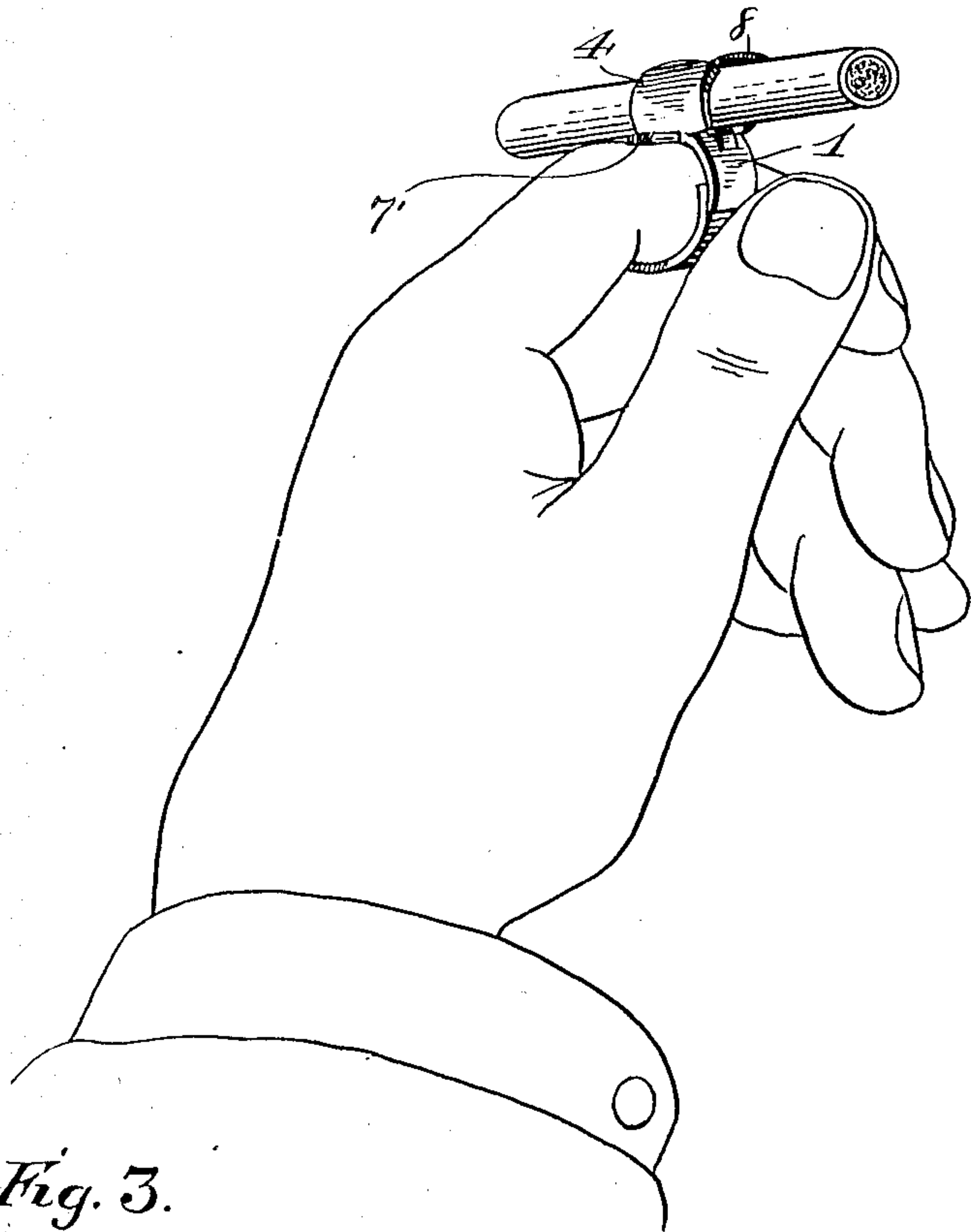


No. 892,812.

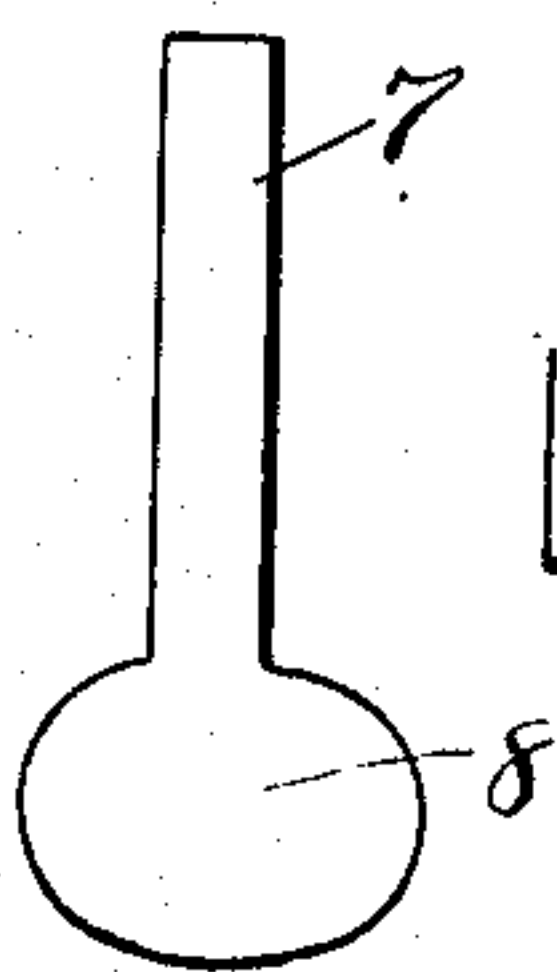
PATENTED JULY 7, 1908.

O. A. DAY.  
CIGARETTE HOLDER.  
APPLICATION FILED APR. 2, 1908.

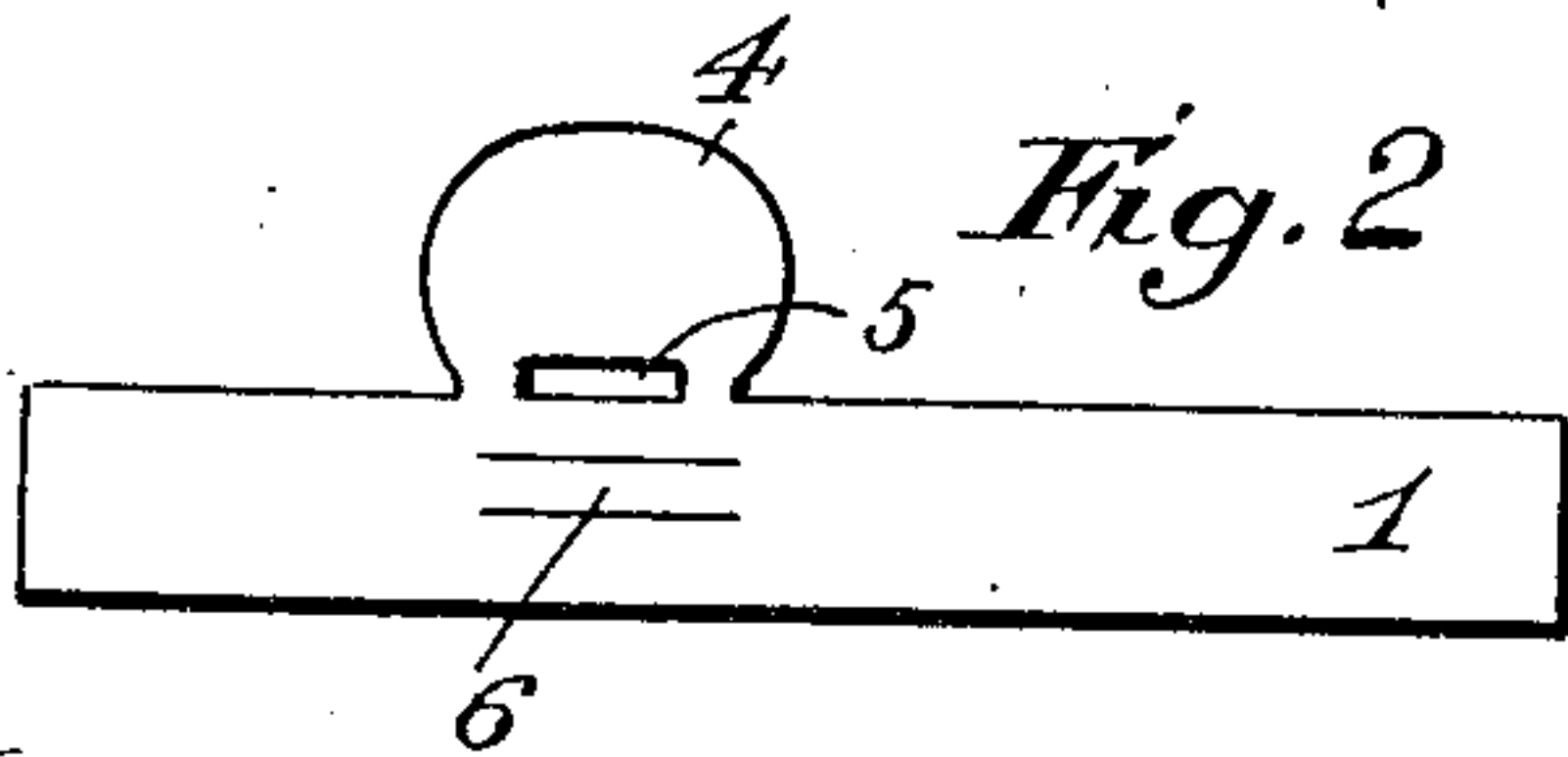
*Fig. 1.*



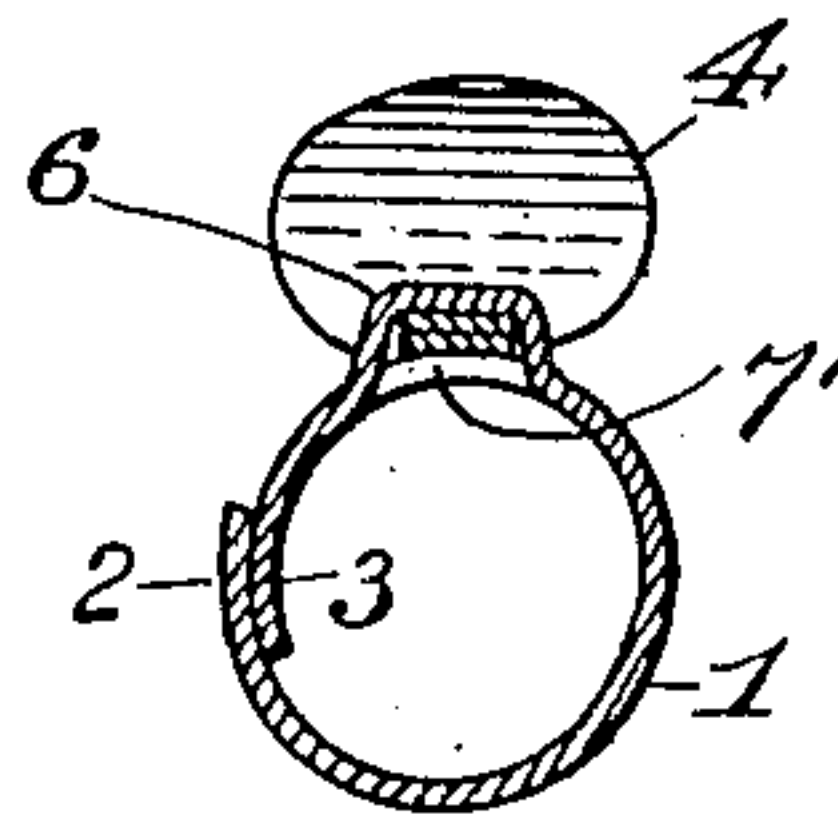
*Fig. 3.*



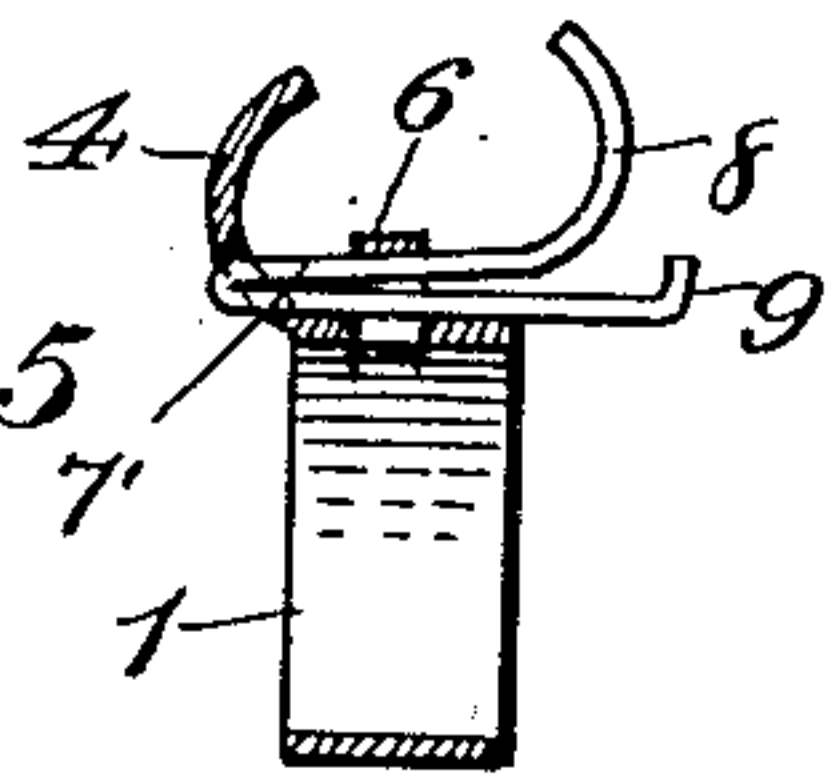
*Fig. 2.*



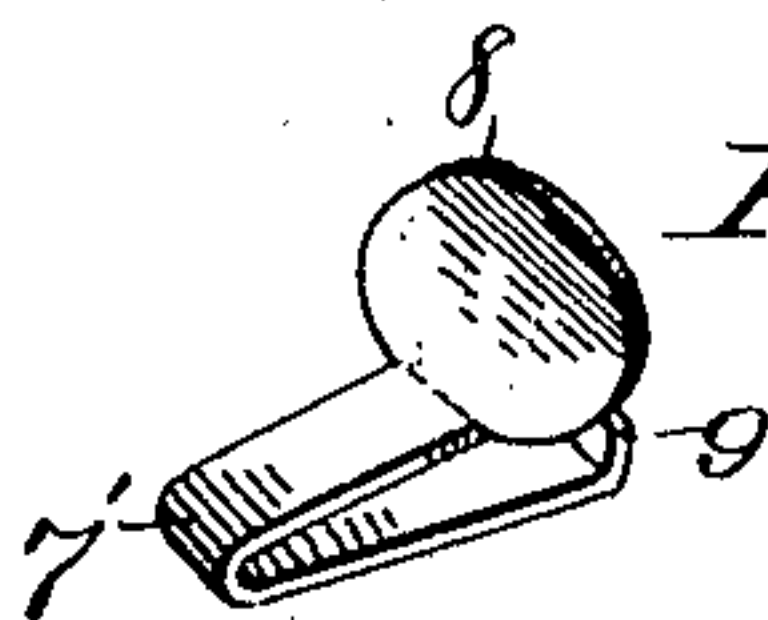
*Fig. 4.*



*Fig. 5.*



*Fig. 6.*



WITNESSES:

*J. L. Ourand.*  
*W. Parker Reinohl.*

INVENTOR

*Otis A. Day.*

BY

*D. C. Reinohl.*

Attorney

# UNITED STATES PATENT OFFICE.

OTIS A. DAY, OF WASHINGTON, DISTRICT OF COLUMBIA.

## CIGARETTE-HOLDER.

No. 892,812.

Specification of Letters Patent.

Patented July 7, 1908.

Application filed April 2, 1908. Serial No. 424,785.

*To all whom it may concern:*

Be it known that I, OTIS A. DAY, a citizen of the United States, residing at Washington, in the District of Columbia, have invented  
5 certain new and useful Improvements in Cigarette-Holders; and I do hereby declare the following to be a full, clear, and exact description of the invention, such as will enable others skilled in the art to which it  
10 appertains to make and use the same.

My invention relates to cigarette holders, has for its object the prevention of the discoloration of the fingers of a smoker by nicotine, and afford a convenient means for holding  
15 a cigarette, cigar or pipe while the smoker is engaged in reading a book or newspaper.

The invention consists in certain improvements in construction, which will be fully disclosed in the following specification and  
20 claims.

In the accompanying drawings, which form part of this specification:—Figure 1 is a perspective, showing the application of the holder to the forefinger of a hand. Fig. 2 a  
25 plan of the blank for forming the ring, with one of the cigarette clamping-members integral therewith. Fig. 3 a plan of the blank for the detachable clamping-member. Fig. 4 a vertical longitudinal section of the holder.  
30 Fig. 5 a vertical transverse section of the same, and Fig. 6 a perspective of the detachable clamping-member.

Reference being had to the drawings and the designating characters thereon, the numeral 1 indicates a ring or band, preferably  
35 made of light sheet metal and with overlapping ends 2, 3, so that it may be adjusted to fit fingers of different diameters, and is provided with a clamping-member 4 integral  
40 therewith, and bent up from the ring or band and bent into concavo-convex form to engage a cigarette, cigar or pipe stem, on one side thereof. At the base of the clamping-member is a slot 5, and in the body of the  
45 ring is a loop 6, bent up from the ring to receive the resilient tongue 7' of the detachable clamping-member 8.

The tongue in the blank for the detachable clamping-member shown in Fig. 3, is designated by the numeral 7, and is bent back  
50 upon itself, as shown in Figs. 5 and 6, and is preferably provided with a flange 9 at its outer end to facilitate pushing the member into engagement with a cigarette and retracting it therefrom. 55

The tongue 7' is sufficiently resilient to secure the clamping-member 8 under the loop 6, and in the slot 5, and said members 6 and 5 secure the clamping-member against lateral movement in inserting the tongue and  
60 pressing the clamping-member into engagement with a cigarette, cigar or pipe.

The ring or band 1 and the detachable clamping-member 8, may be made of thin sheet metal, stamped out with suitable dies  
65 and then pressed into the form shown by additional dies or shaping tools, and subsequently assembled for use, and form a cheap, simple and effective device for the purpose described. 70

It is obvious that the outer surface of the ring and the clamping members may be effectively used for advertising brands of cigarettes or cigars, or other articles.

Having thus fully described my invention, 75 what I claim is

1. A device of the class described comprising a ring or band provided with a clamping-member, and a like separate member provided with a tongue engaging the ring  
80 and laterally movable thereon.

2. A device of the class described comprising a ring or band having a clamping member integral therewith and provided with means for engaging a detachable mem-  
85 ber, and a detachable clamping-member provided with a resilient tongue engaging the ring and laterally movable thereon.

In testimony whereof I affix my signature, in presence of two witnesses.

OTIS A. DAY.

Witnesses:

D. C. REINOHLE,  
W. PARKER REINOHLE.