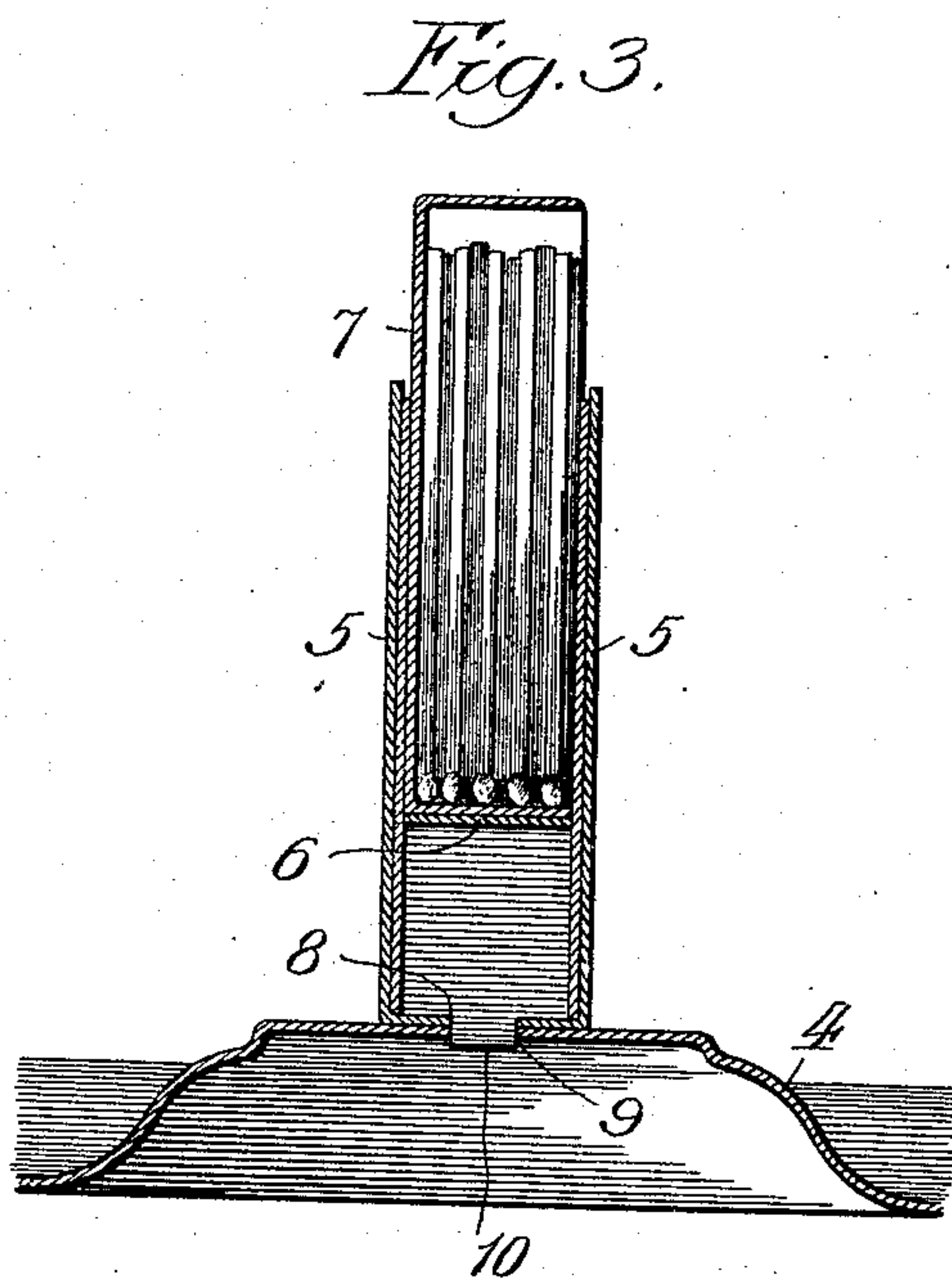
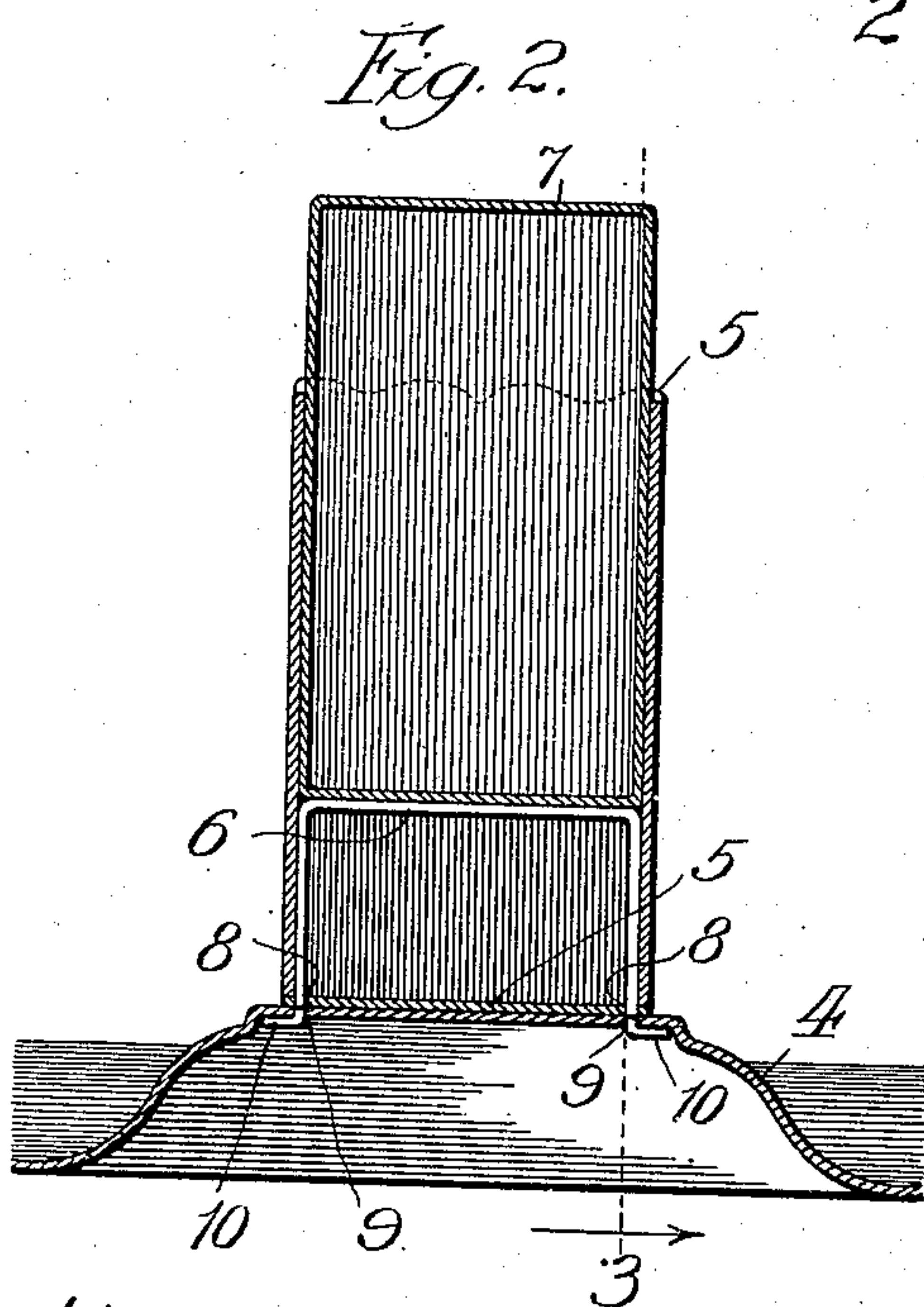
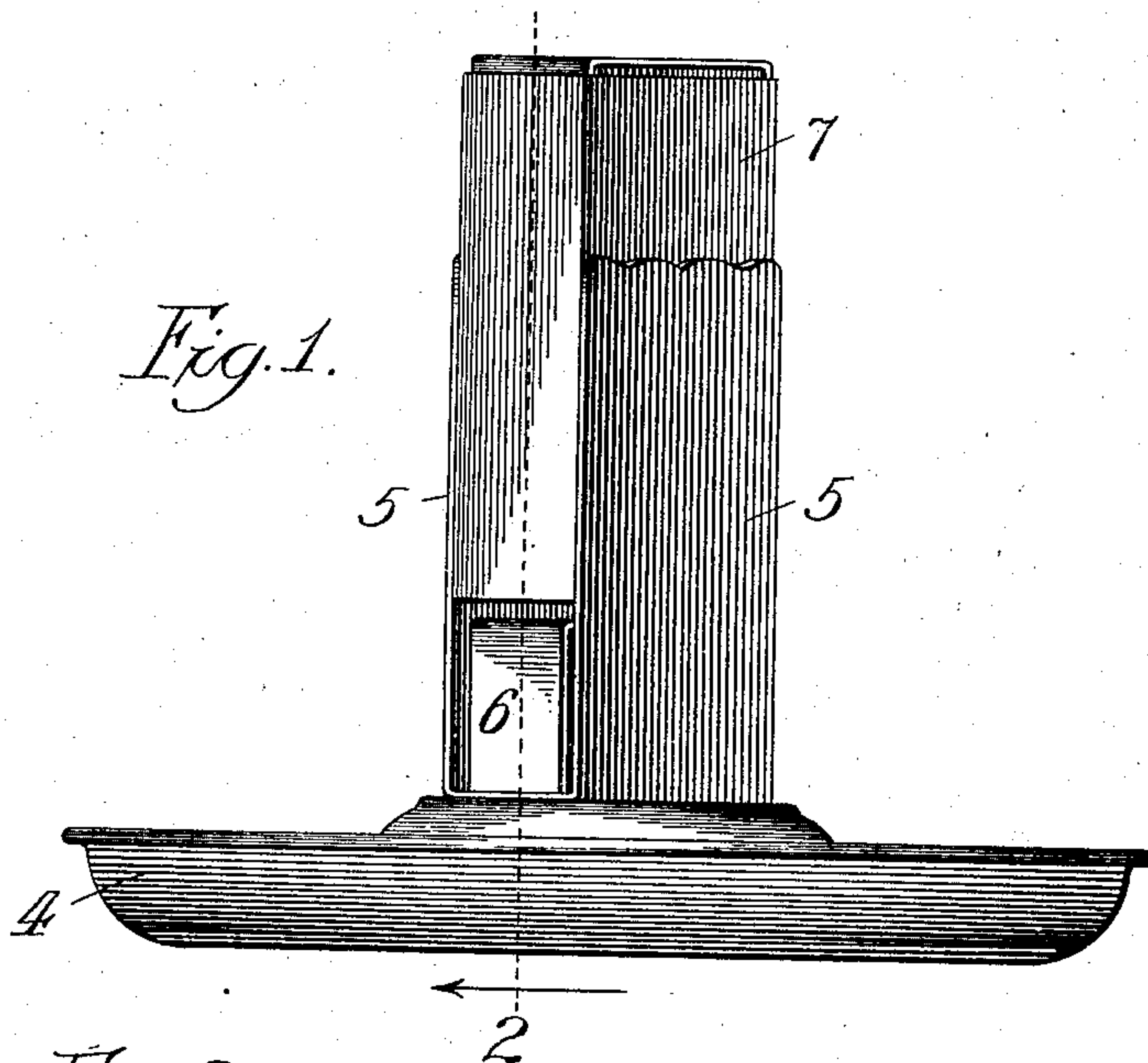


No. 891,504.

PATENTED JUNE 23, 1908.

C. W. SHONK.
MATCH STAND.

APPLICATION FILED SEPT. 23, 1907.



Witnesses:
John Enders,
Chas. H. Buell.

Inventor:
Charles W. Shonk,
By Dymforth, Lee, Chritton & Miles,
Attorneys.

UNITED STATES PATENT OFFICE.

CHARLES W. SHONK, OF CHICAGO, ILLINOIS.

MATCH-STAND.

No. 891,504.

Specification of Letters Patent.

Patented June 23, 1908.

Application filed September 23, 1907. Serial No. 394,184.

To all whom it may concern:

Be it known that I, CHARLES W. SHONK, a citizen of the United States, residing at Chicago, in the county of Cook and State of Illinois, have invented a new and useful Improvement in Match-Stands, of which the following is a specification.

My invention relates to an improvement in the class of match-stands for holding match-boxes of the variety involving an open-ended cover with which the match-container, open on one side, telescopes; the stand involving a base with the box-holder rising from it and containing in its lower part a stop adapted, by the act of inserting the match-box, to leave a portion of the match-container open to expose the matches and render them accessible above the holder-element of the stand.

My object is to provide a novel construction of match-stand in the class referred to, which shall render it durable, cheap to manufacture by eliminating much of the factory cost and adapt it to be shipped in knock-down condition, so that it may be delivered through the mails and readily assembled by the dealer or user.

In the accompanying drawing, Figure 1 is a perspective view of my improved match-stand with a match-box partway inserted in it; Fig. 2, a vertical section of the same taken at the line 2 on Fig. 1 and viewed in the direction of the arrow, with a match-box fully inserted in place, and Fig. 3, a section taken at the line 3 on Fig. 2 and viewed in the direction of the arrow.

The base 4 is represented in its preferred inverted-saucer shape with the holder 5 rising from it and containing the stop 6 in its lower part.

The device is preferably formed of sheet-metal by stamping, though it may be formed of any other suitable material.

The holder 5 is a body of general U-shape adapted to have a match-box 7 fit snugly between its sides; and in the closed end of the holder are provided slots 8, 8 to register with similar slots 9, 9 in the top of the base 4.

The stop 6, which is of general inverted-U shape, has formed on the ends of its legs flexible-metal tongues 10, 10 to pass through the

registering slots 8 and 9, and when these tongues are thus inserted their ends which protrude beyond the under surface of the base 4 are bent to right-angles, as clearly shown in Fig. 2, against that surface and thereby serve to rigidly fasten the three parts of the stand together. The stop 6 is, both lengthwise and transversely, somewhat narrower than the closed end of the holder 5, whereby when a match-box 7 is inserted into the latter, on reaching the position in which it is represented in Fig. 1, the stop 6 will arrest the further movement of the inner match-containing member of the box, while further insertion of the box-cover will carry it into the spaces between the stop and inner surfaces of the holder-sides down to the closed end of the holder, as represented in Figs. 2 and 3, thus leaving the upper portion of the match-box open to expose the matches therein and render them accessible for withdrawal.

By providing the slots 8 and 9 and the flexible tongues 10, as described, the parts may be easily and cheaply manufactured, as by stamping them out of sheet-material, and when shipped to the dealer or user in knock-down condition he may readily assemble them and by then merely bending the protruding ends of the tongues 10 effect fastening of them together with perfect rigidity and security.

What I claim as new, and desire to secure by Letters Patent, is

A match-stand comprising, in combination, a sheet-metal base of general inverted-saucer shape containing slots in its top-portion, a sheet-metal box-holder of general U-shape rising from said base and containing slots in its closed end to register with the first-named slots, and a sheet-metal stop of general inverted-U shape having its legs terminating in tongues passing through said registering slots and bent at their protruding ends against the under surface of the base to secure the parts of the stand together, for the purpose set forth.

CHARLES W. SHONK.

In presence of—

RALPH SCHAEFER,
IVAR HANSON.