

No. 890,886.

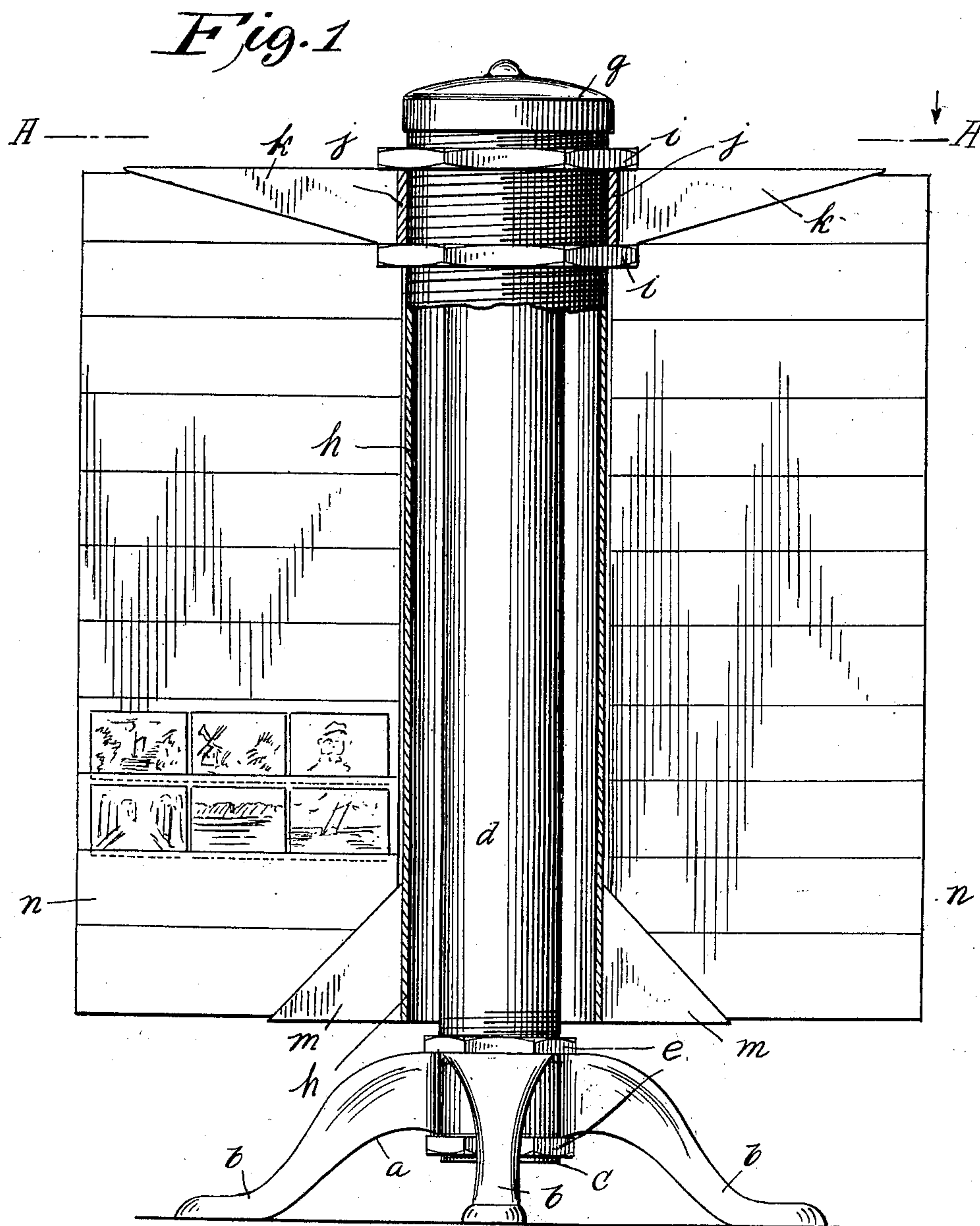
PATENTED JUNE 16, 1908.

F. W. & G. W. WOELZ.

DISPLAY STAND.

APPLICATION FILED DEC. 20, 1907,

2 SHEETS—SHEET 1.



Witnesses:
Harry C. Hebig
H. L. Hamilton.

Fred W. Woelz
George W. Woelz
James O. Hamilton
Inventors
Attorney

No. 890,886.

PATENTED JUNE 16, 1908.

F. W. & G. W. WOELZ.

DISPLAY STAND.

APPLICATION FILED DEC. 20, 1907.

2 SHEETS—SHEET 2.

Fig. 2

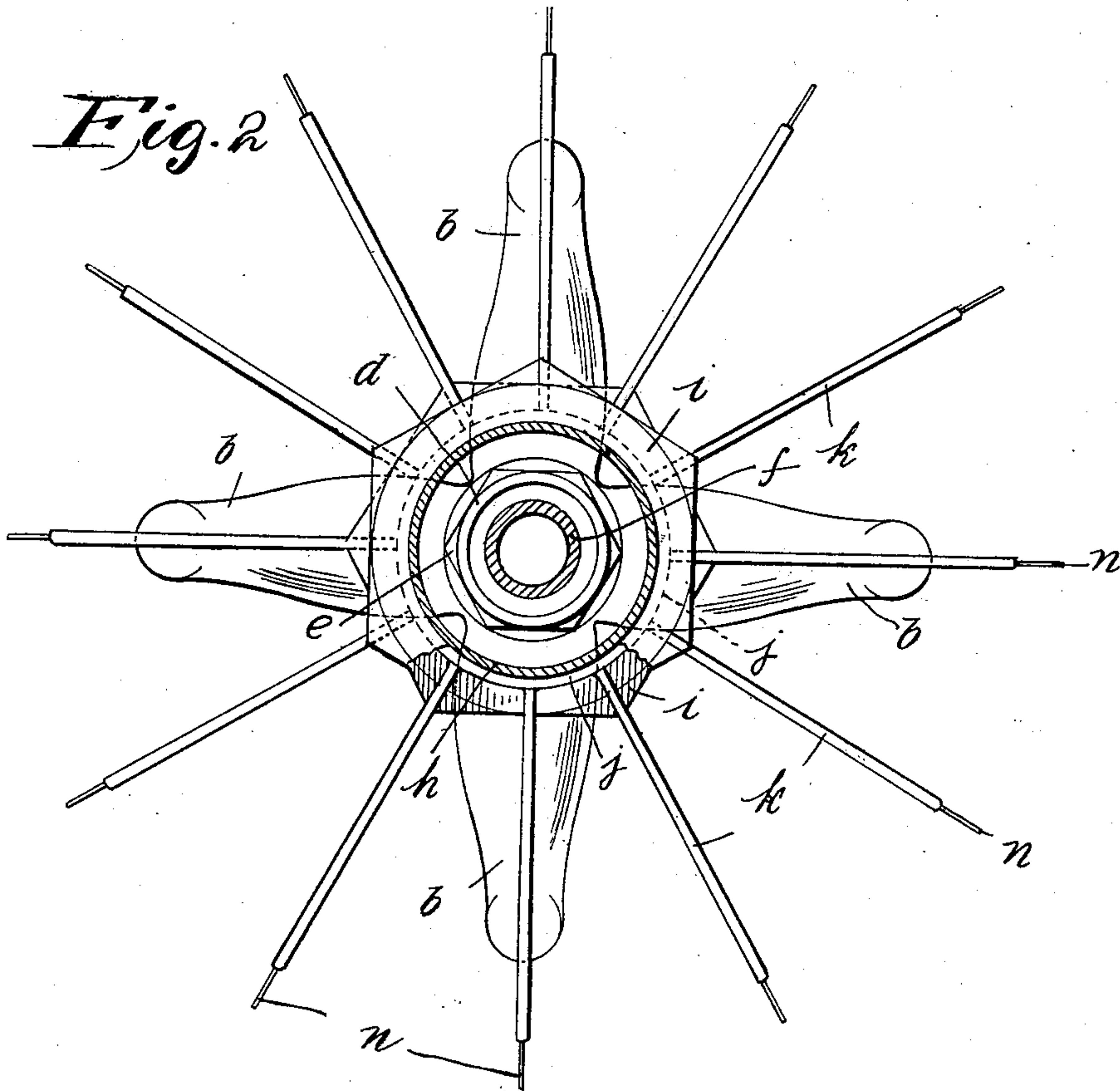
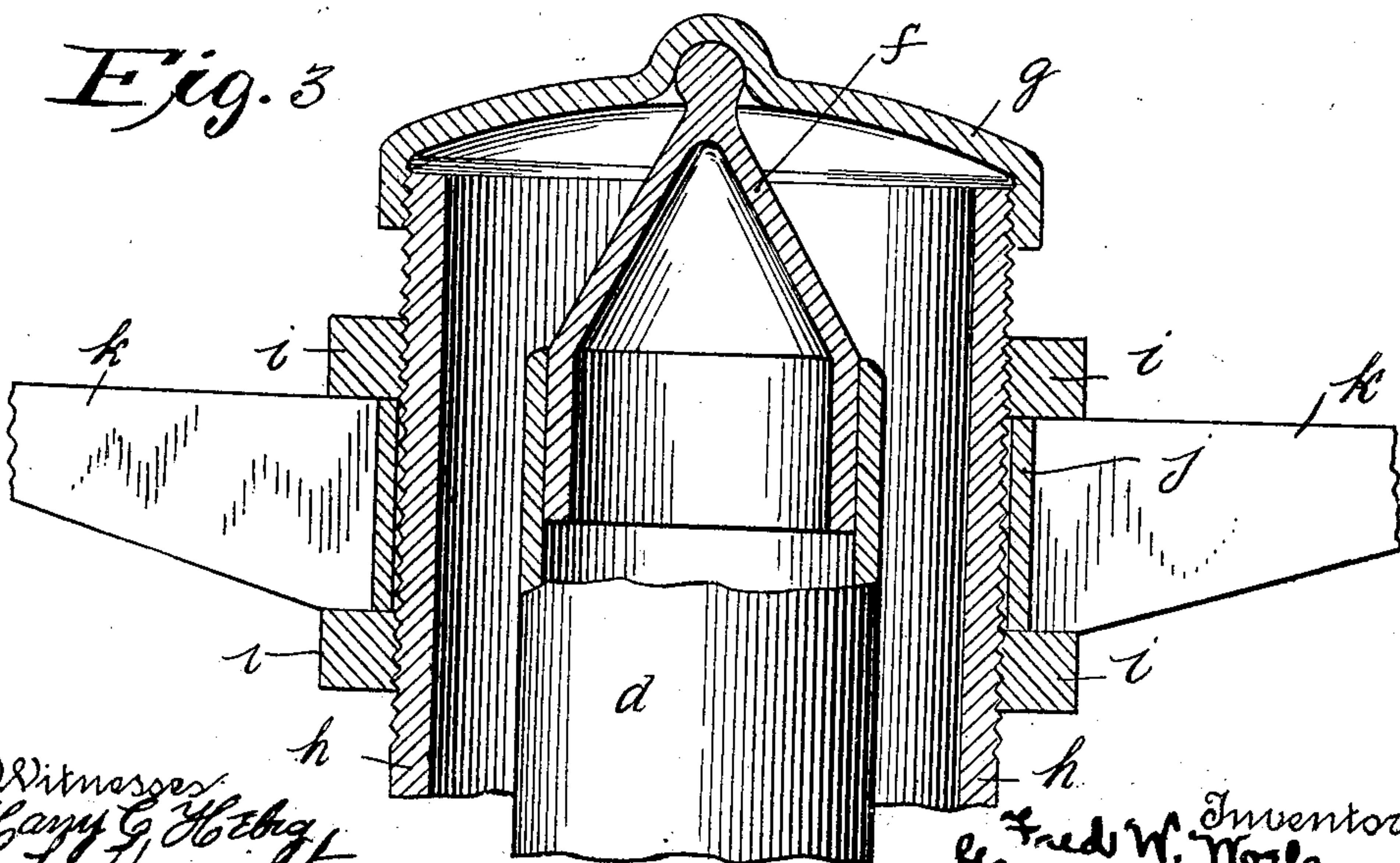


Fig. 3



Witnesses
Harry C. Hobbs
S. L. Hamilton

Inventors
Fred W. Woelz
George W. Woelz
James Deamilton

UNITED STATES PATENT OFFICE.

FRED W. WOELZ AND GEORGE W. WOELZ, OF APPLETON, WISCONSIN.

DISPLAY-STAND.

No. 890,886.

Specification of Letters Patent.

Patented June 16, 1908.

Application filed December 20, 1907. Serial No. 407,411.

To all whom it may concern:

Be it known that we, FRED W. WOELZ and GEORGE W. WOELZ, citizens of the United States, residing at Appleton, in the county of Outagamie and State of Wisconsin, have invented certain new and useful Improvements in Display-Stands, of which the following is a specification, reference being had to the accompanying drawings.

Our invention relates to improvements in display stands and particularly to improvements in racks for holding postal-cards and the like; and an object of our invention is to provide a device of this character which will be exceedingly simple and cheap in its construction.

In the drawings illustrating the principle of our invention and the best mode now known to us of applying that principle, Figure 1 is an elevation, partly in section; Figure 2 is a section on line A—A of Fig. 1, looking down; and Fig. 3 is a sectional detail illustrating the mode of pivoting the device.

The base *a* is provided with the feet *b* and with a central aperture through which passes the threaded end *c* of a central supporting post, which in the case shown is a wrought-iron pipe *d*. The threaded end *c* is held in place by the nuts *e*. Into the upper end of the wrought-iron pipe *d* is driven the pivot *f* upon which rests the cap *g*. The latter is screwed to the threaded upper end of a tin pipe *h* upon which are also screwed the nuts *i* between which is held adjustably a ring or collar *j* formed with a series of radially-disposed card-holder supports *k*. The lower end of the tin pipe *h* is provided with a second series of radially-disposed card-holder supports *m*. The card-holders *n* are slipped into channels or grooves in the card-holder supports *k*, *m*, and the ring or collar *j*, which is screwed on the threaded top of the tin-pipe *h*, is so adjusted that the card-holders *n* are frictionally held in their supports *k*, *m*. So far as known to us, it is new to provide a

ally-disposed card-holder supports and adjustable along the pipe *h* in the manner hereinbefore described.

It will be noted that the device is exceedingly simple in construction and that the cost of its manufacture will be very small compared with devices now in common use. Further, the weight of the construction is borne by the end of the pivot *f*.

We claim:

1. A display stand consisting of a central supporting post the upper end of which is formed with a pivot; a pipe through which said post extends, said pipe being provided at its lower end with a series of radially-disposed card-holder supports and at its upper end with a cap which rests upon said pivot, said upper end being threaded; a ring mounted on said pipe at its upper end below said cap, said ring being provided with a second series of radially-disposed card-holder supports; locking nuts which removably and adjustably hold said ring in place upon said pipe's upper end; and card-holders mounted in said card-holder supports.

2. A display stand consisting of a central supporting post the upper end of which is formed with a pivot; a pipe through which said post extends, said pipe being formed with a series of radially-extending card-holder supports at its lower end and at its upper end with a cap which rests upon said pivot; a ring removably and adjustably held upon the upper end of said pipe and provided with a second series of radially-extending card-holder supports; and card-holders mounted in said card-holder supports.

In testimony whereof we have hereunto set our hands at said Appleton this 18th day of December, 1907, in the presence of the two undersigned witnesses.

FRED W. WOELZ.
GEORGE W. WOELZ.

Witnesses:

J. P. FRANK,
ELSIE KOFFEND.