

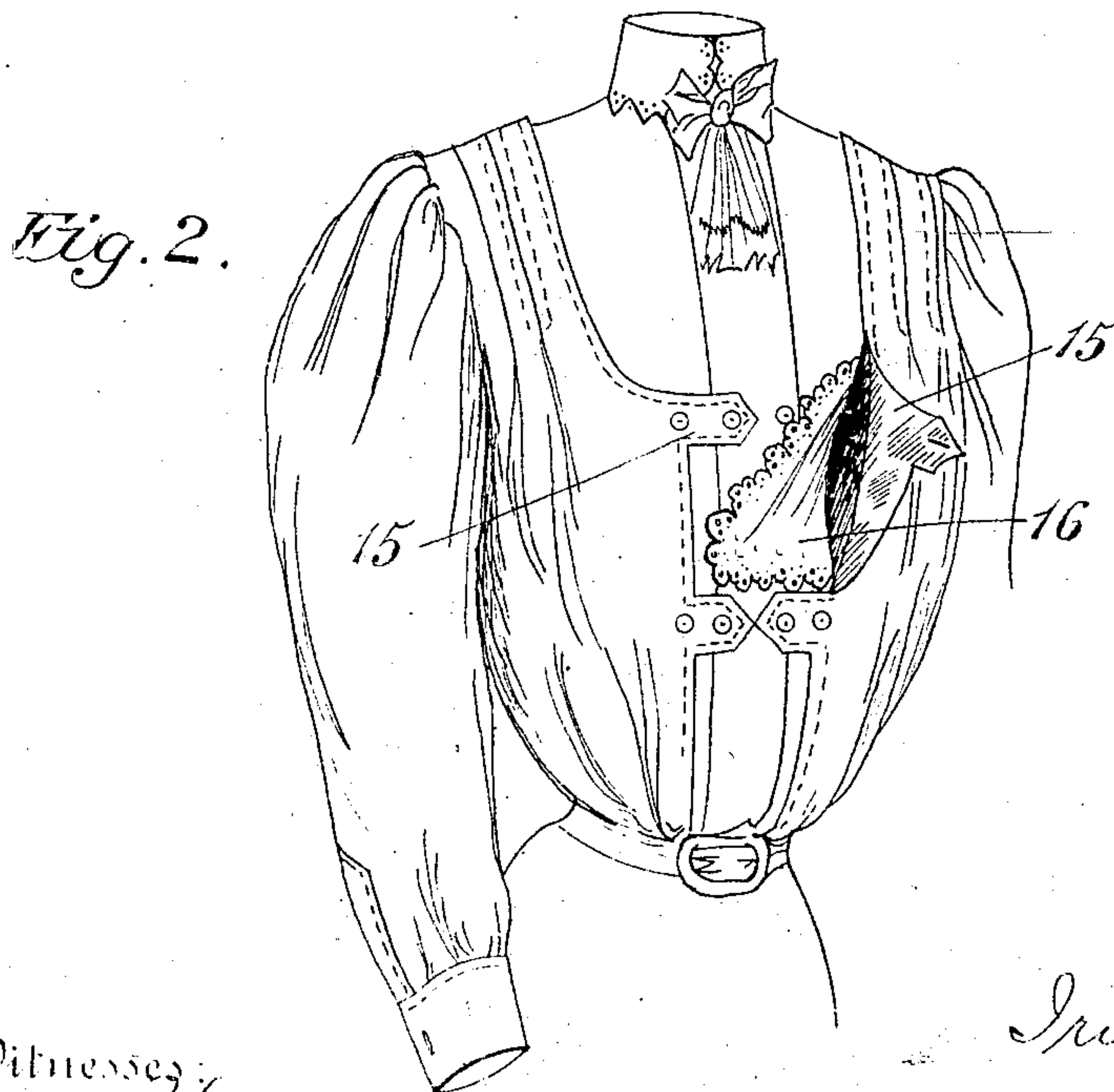
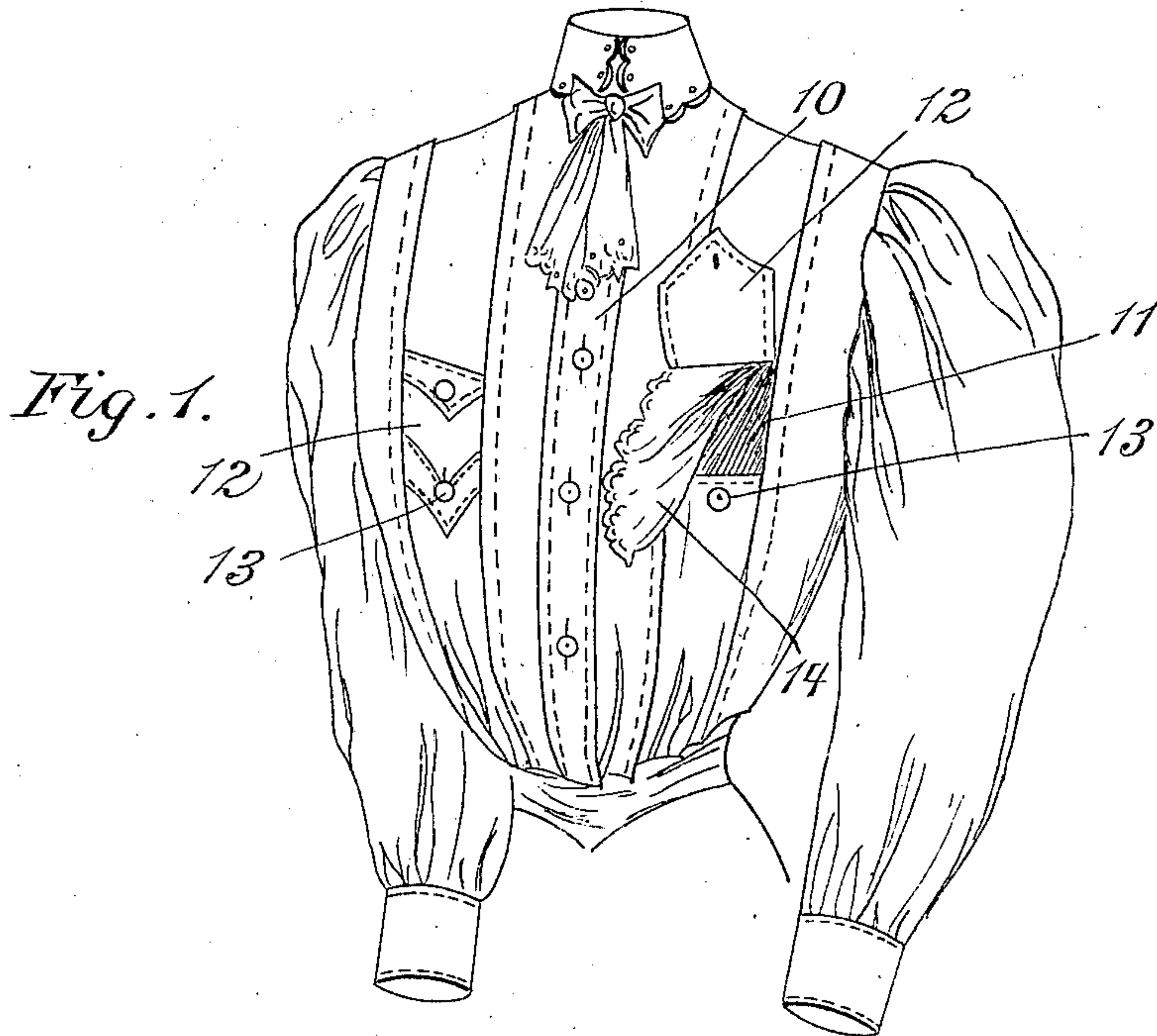
No. 890,614.

PATENTED JUNE 16, 1908.

I. G. CULVER.
NURSING WAIST.

APPLICATION FILED APR. 24, 1907.

3 SHEETS—SHEET 1.



Witnesses:
Edward C. Newland
May A. Butler

Irene G. Culver
Inventor
By his Attorney H. MacKay

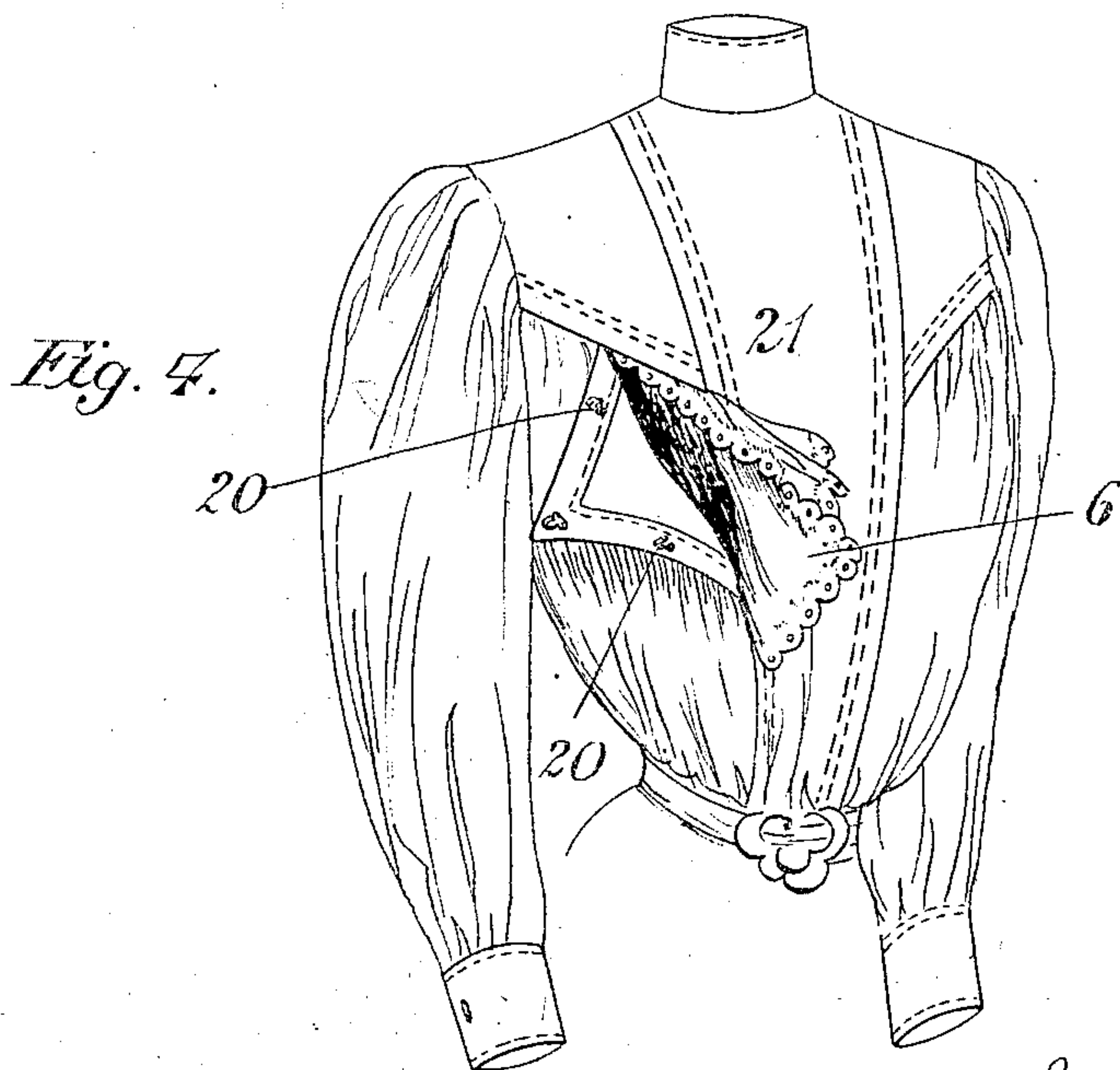
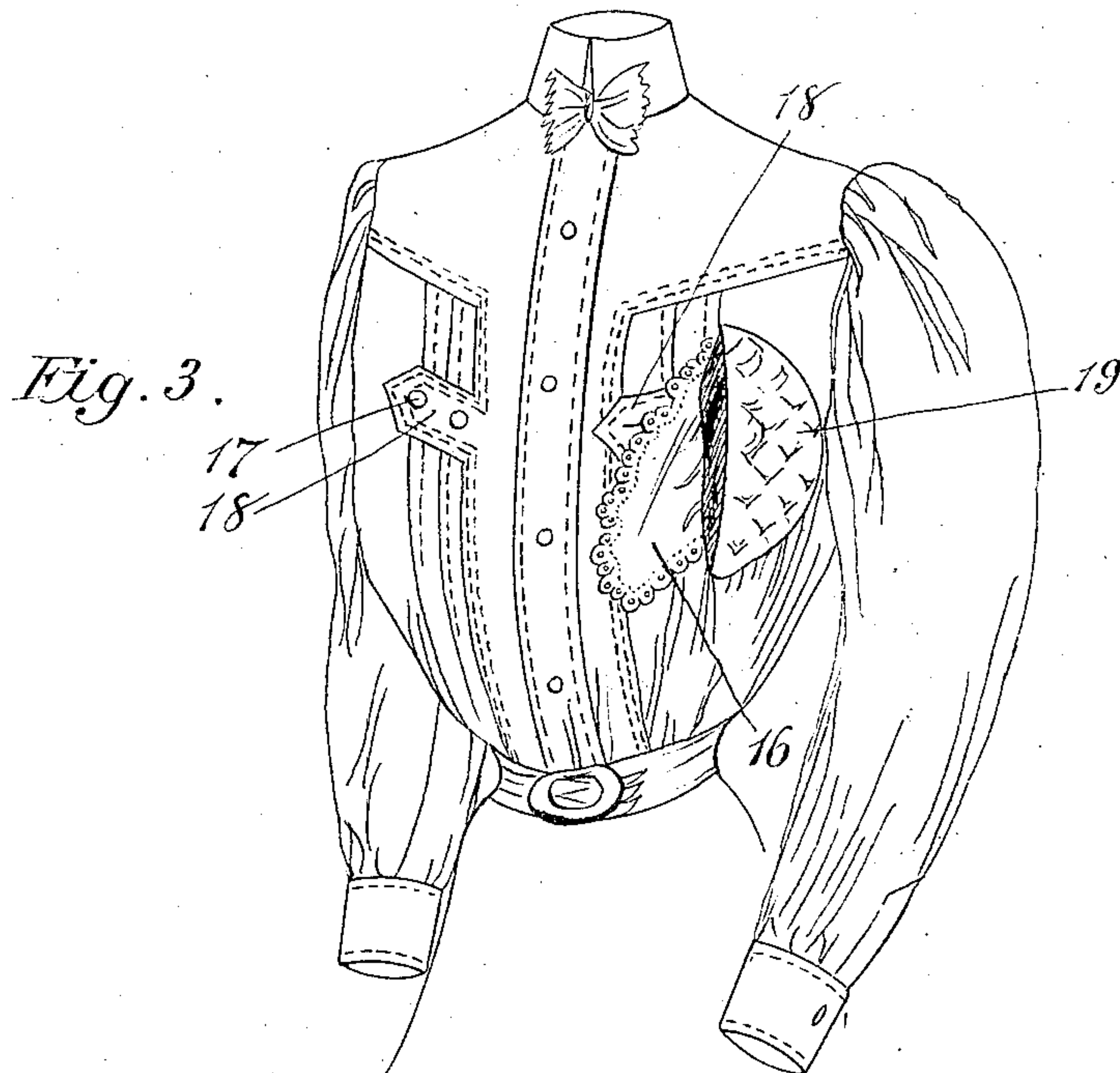
No. 890,614.

PATENTED JUNE 16, 1908.

I. G. CULVER.
NURSING WAIST.

APPLICATION FILED APR. 24, 1907.

3 SHEETS—SHEET 2.



Witnesses:
Edward Howard,
May A. Butler.

Irwin G. Culver
Inventor
By his Attorney *H. M. Mackay*

No. 890,614.

PATENTED JUNE 16, 1908.

I. G. CULVER.
NURSING WAIST.

APPLICATION FILED APR. 24, 1907.

3 SHEETS—SHEET 3.

Fig. 5.

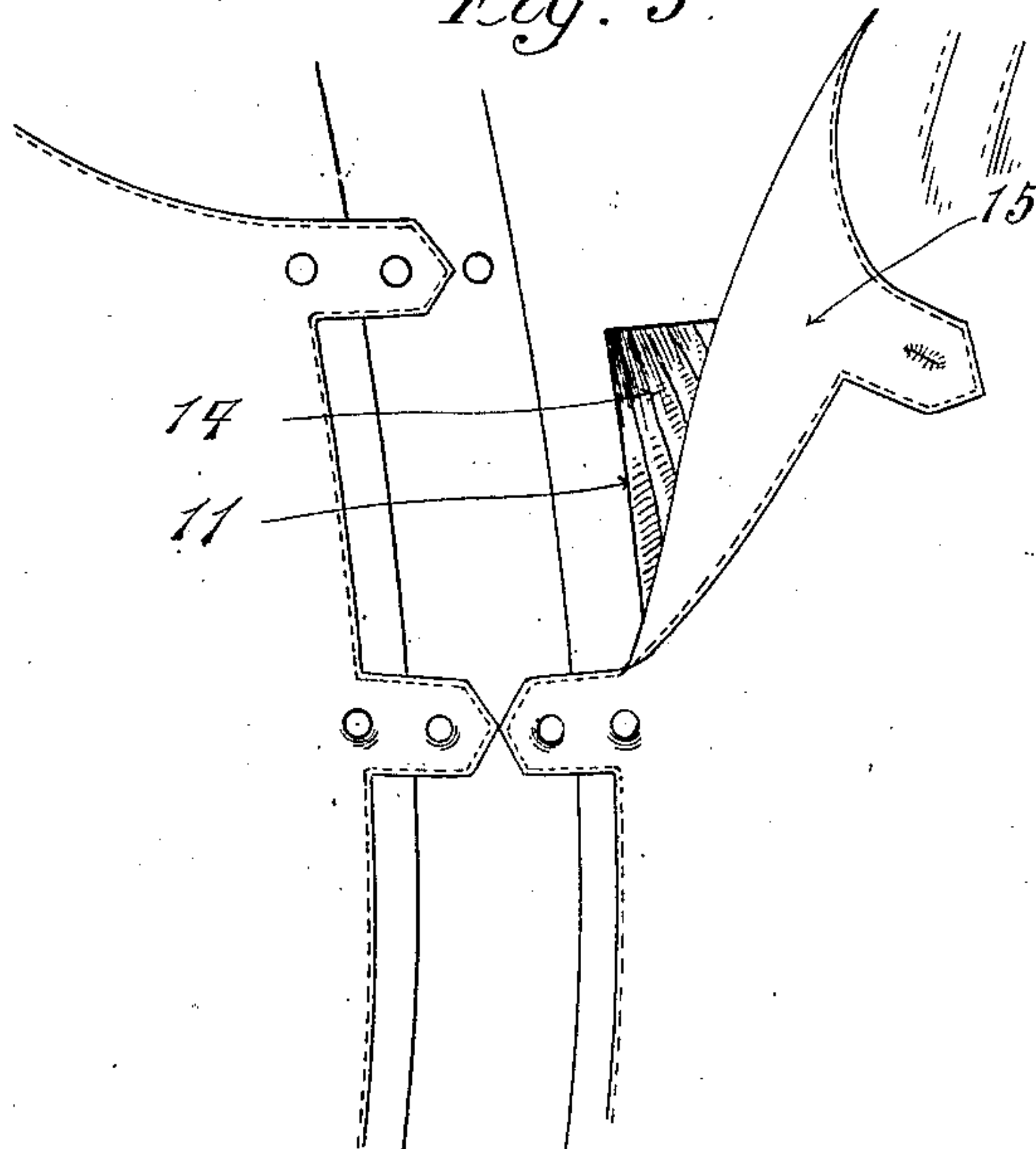
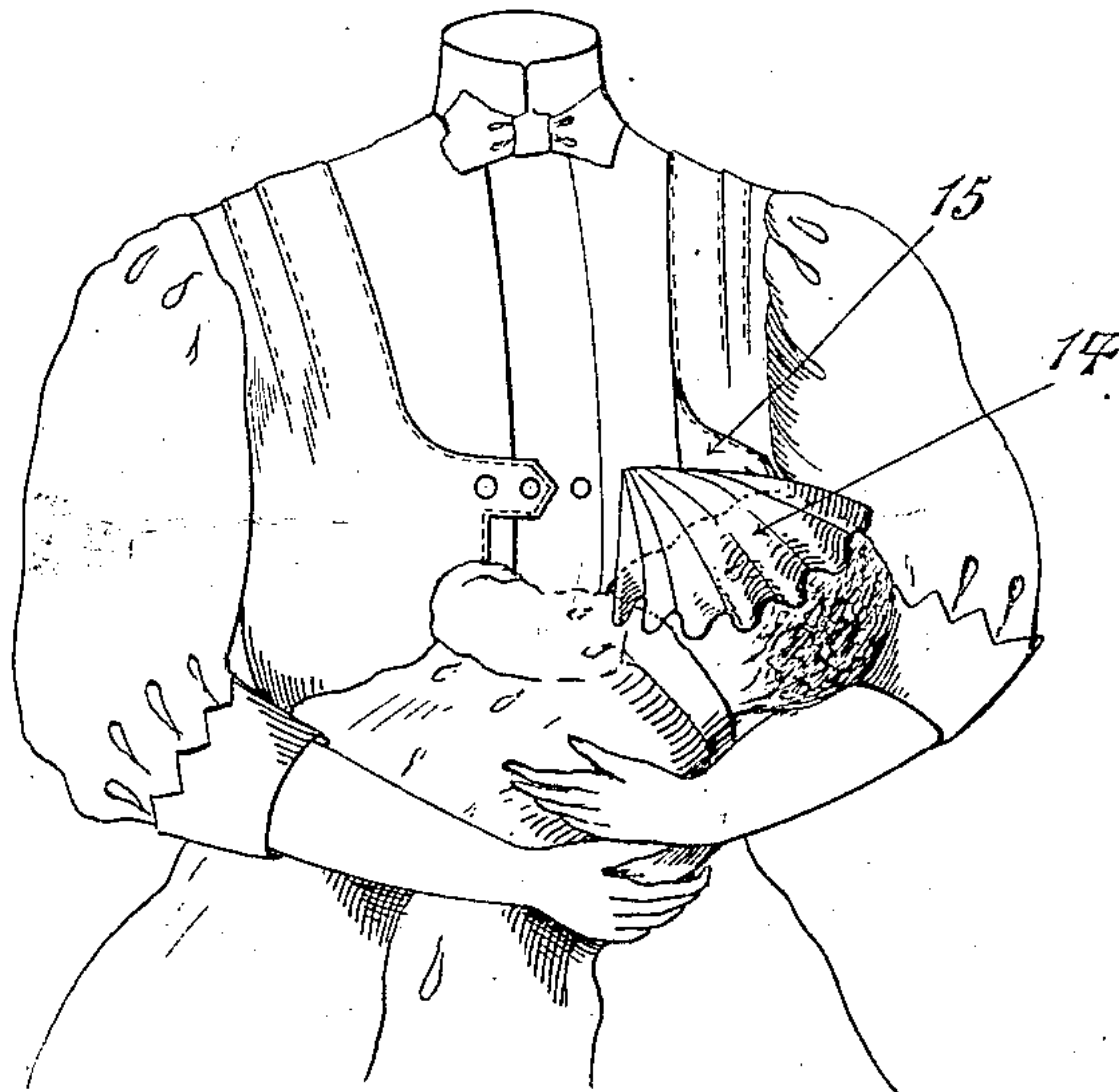


Fig. 6.



Witnesses:
Edward H. Howland.
May A. Butler.

Irwin G. Culver
Inventor

By his Attorney H. M. Mackay

UNITED STATES PATENT OFFICE.

IRWIN GEORGE CULVER, OF NEW YORK, N. Y.

NURSING-WAIST.

No. 890,614.

Specification of Letters Patent.

Patented June 16, 1908.

Application filed April 24, 1907. Serial No. 369,906.

To all whom it may concern:

Be it known that I, IRWIN GEORGE CULVER, a citizen of the United States, residing in the borough of Manhattan, city, county, and State of New York, have invented a certain new and useful Improvement in Nursing-Waists, of which the following is a specification.

My present invention has relation to an improved form of outer garment or waist to be worn by nursing mothers and so contrived that the infant may be given the breast in public places without subjecting the mother to the slightest unpleasant exposure.

One of the objects of my invention is the provision of a garment for carrying out the purposes above named which shall be so constructed as not to betray its purpose or function, but which shall appear, when not in use, to be an ordinary outer waist.

Another object of the invention is the provision of a garment for the purpose first above named which shall retain the position proper for use while the infant is being fed without the necessity of attention or manipulation on the part of the mother. In other words, my improved nursing waist is preferably so constructed that the very act of holding the infant in a position appropriate for nursing will retain the parts of the garment in their positions appropriate for this use.

Another object of my present invention is the provision of a garment for the purpose first above mentioned wherein there is preferably provided means serving at once as a shield for the breast against cold or draft, as a protection against soiling of the garment by milk, and as a convenient movable shield against visual exposure of the person during the time the infant is at the breast.

The invention is illustrated in preferred forms in the accompanying drawings wherein Figure 1 is a perspective view of an outer waist with a vertically movable buttoned flap, Fig. 2 is a similar view of a waist with a horizontally movable buttoned flap, Fig. 3 is a similar view of the waist of Fig. 2 provided with a safety pad, Fig. 4 is a similar view of a waist having an oblique flap secured by hooks and eyes, Fig. 5 shows the normal position of the inner breast screen, and Fig. 6 shows my preferred form of waist in the position of actual use.

The waist shown in Fig. 1 is buttoned

down the front along the middle line 10 in the usual manner. In addition to this main opening for purposes of putting the garment on and off, I provide on each side properly placed openings 11 closed by flaps 12 which may be lifted up to expose the breast, as shown on the right of Fig. 1, but normally remains secured in the lowered position by the button 13, as shown at the left of said figure. These flaps can be given different shapes and be ornamented as desired.

Just within each opening 11 a screen 14 is provided which preferably takes the form of a piece of cambric, muslin or other textile secured within and along the top of each opening. These screens lie normally spread out within the waist just under the flaps and make it possible to open the flaps without exposure. Furthermore, while the infant is nursing the screen is drawn over its head and face, thus affording complete privacy.

In Fig. 2 is shown another style of waist wherein the side flaps 15 instead of lifting up to open them, are placed so as to draw open laterally, as shown on the right of Fig. 2. Normally these flaps are buttoned over as shown on the left in that figure. In connection with this form of waist, I prefer a screen 16 which is secured within the opening on an up and down suture as shown in Fig. 2.

In Fig. 3 is shown a form of waist in which the buttons 17 are in the flap and the button holes are cut in an additional flap 18 which folds outside of the closing flap. In this figure there is also shown the safety pad 19 within the main covering flap. This pad may serve in addition to the screen to absorb accidental moisture and to that extent to save the dress. It is made removable and replaceable and may be attached in any convenient manner.

In Fig. 4 is shown still another style of waist wherein are used a flap and opening similar to those shown in Fig. 2, but wherein the flap is secured by hooks and eyes instead of buttons. The hooks are shown at 20, and, as shown on the right in this figure, the flap tucks under the sides of a middle piece 21 which extends up and down the middle of the front of the waist. The flap which opens downward has certain advantages in this connection which will fully appear in connection with the following description of the mode of use of my improved garment. While this description is directed particularly to Figs. 5 and 6, it is to be understood that,

with slight and obvious modifications, the proceeding herein detailed applies to the other forms of my improvement above described.

6 In preparing to give the breast the outer flap 15, on the right or left side as desired, is first unbuttoned and drawn downward as shown in Fig. 5. The child is then placed in the suckling position shown in Fig. 6, so that
10 its head holds down the flap without the necessity of further attention on the part of the mother. This being done, the inner full flexible screen 14, normally spread over the breast within the waist, is drawn out and
15 allowed to fall over the child's head and face as shown in Fig. 6. Under the screen so formed the breast can be drawn forward through the large opening 11 without wrinkling, straining or distorting any portion of
20 the outer garment, and without any exposure whatever to the eyes of bystanders. The screen 14 can be made light enough not to interfere with the child's breathing and at the same time it serves as a protection from
25 drafts while nursing and as a shield to both breast and dress when gathered together and tucked into the waist after nursing.

What I claim is—

30 1. An outer garment for nursing mothers provided with an opening over the breast, a covering flap for the opening forming a part of said outer garment and a nursing screen of

flexible fabric attached to the garment and adapted to be concealed by tucking into the garment or to be drawn outward to serve as a 35 breast-concealing covering during nursing, all arranged, substantially as described so as to hide the purpose of the garment when the nursing opening is not used and to thoroughly protect the wearer from all exposure 40 while nursing.

2. An outer garment for nursing mothers provided with an opening over the breast, an exterior covering flap for said opening, and a flexible curtain attached above said opening 45 and adapted to be tucked into the garment or drawn out to serve as a breast concealing covering during nursing, substantially as described.

3. An outer garment for nursing mothers 50 having an opening over the breast, a covering flap therefor adapted to be folded downward to uncover the opening, means for securing said flap over the opening, and a nursing screen of flexible fabric secured near the edge 55 of said opening and adapted to either tuck into the garment or be drawn forward and spread out to shield the breast during nursing, substantially as described.

IRWIN GEORGE CULVER.

Witnesses:

H. S. MacKAYE,
MAY A. BUTLER.