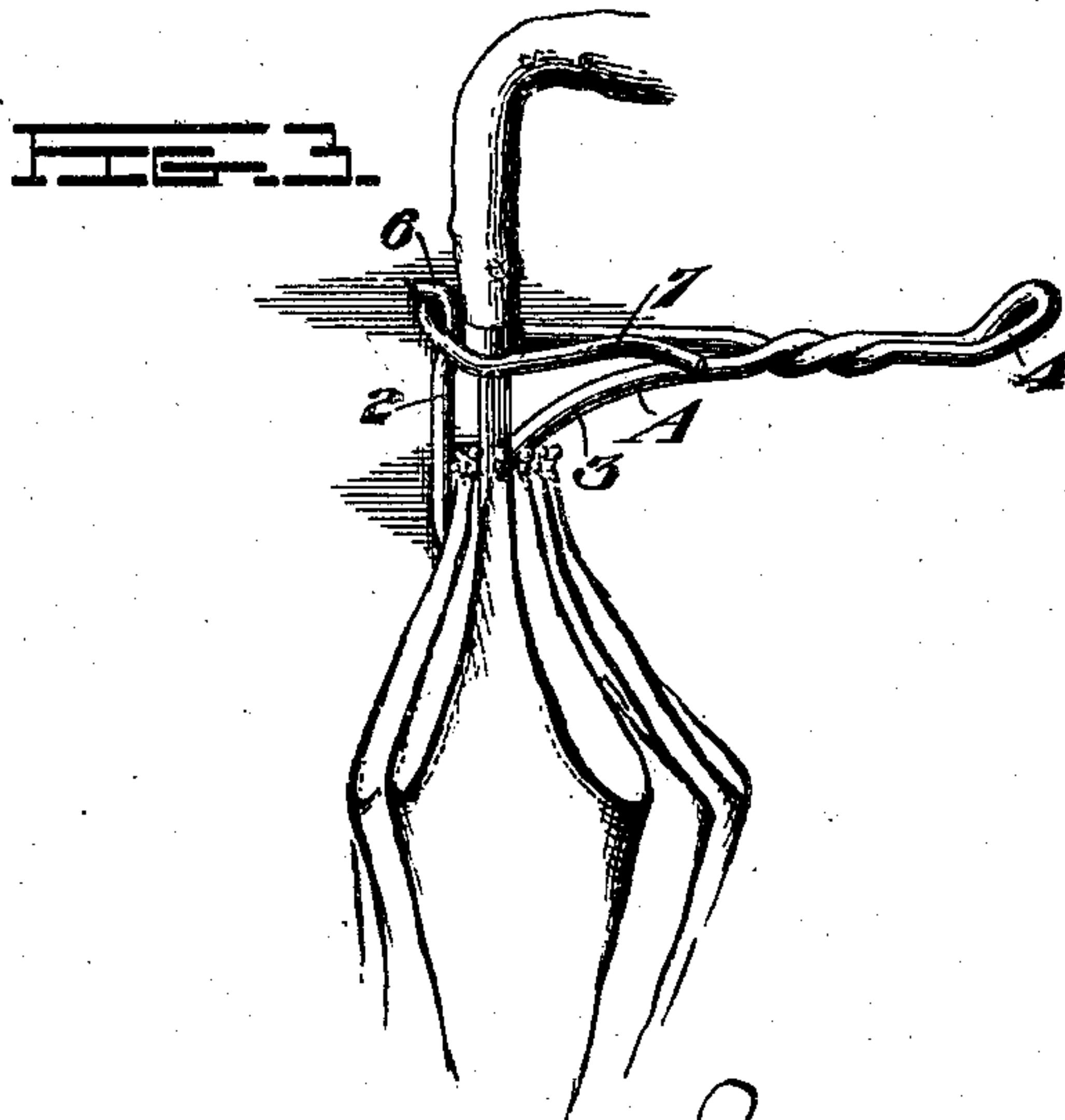

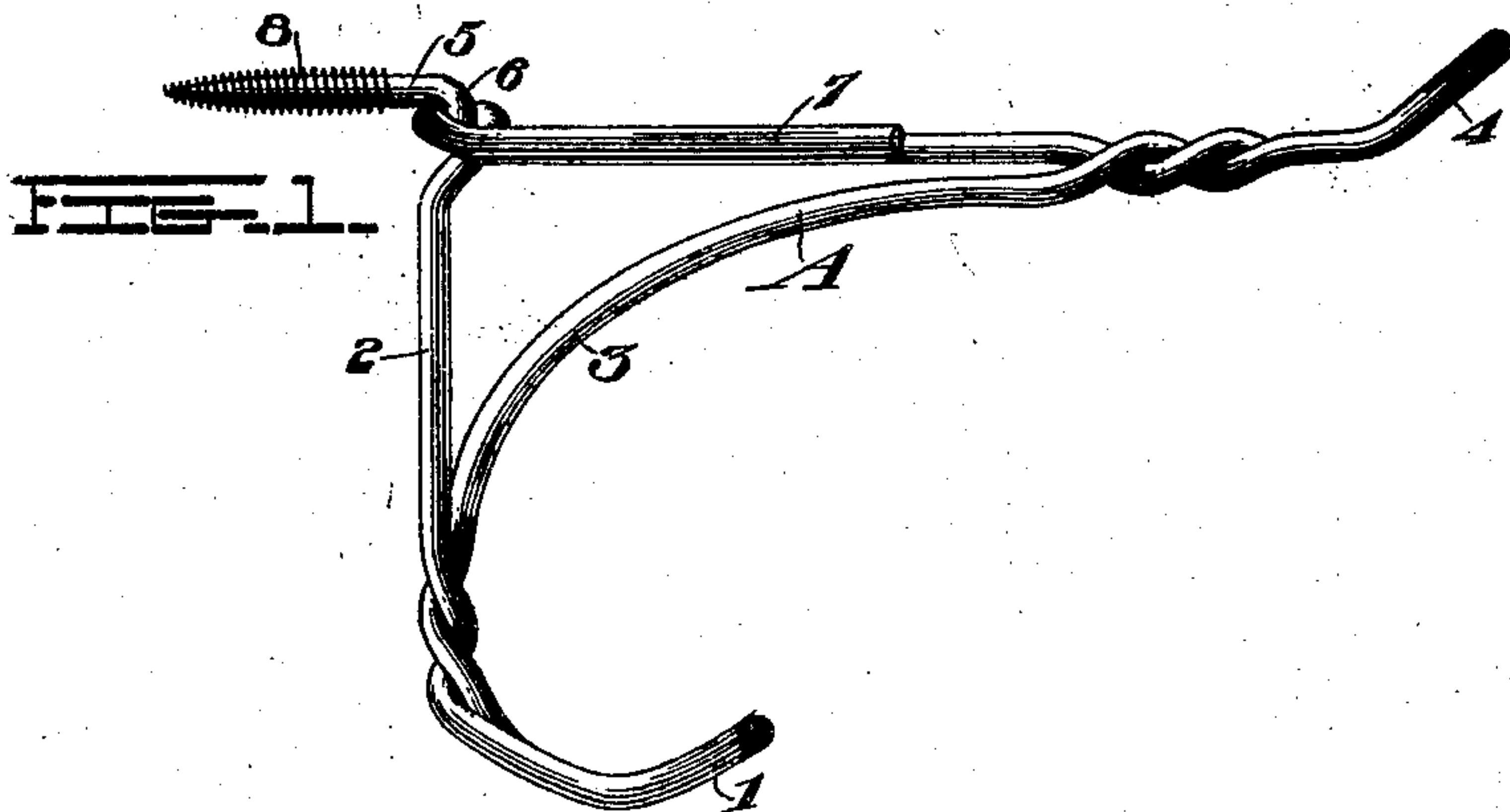


No. 889,721.

PATENTED JUNE 2, 1908.

J. S. ROBINSON.
COMBINED COAT, HAT, AND UMBRELLA HANGER.
APPLICATION FILED FEB. 17, 1908.



Witnesses
Lloyd W. Patch
M. H. Freeman

Joseph S. Robinson Inventor
By Louis Bagge Attorney

UNITED STATES PATENT OFFICE.

JOSEPH S. ROBINSON, OF GAFFNEY, SOUTH CAROLINA.

COMBINED COAT, HAT, AND UMBRELLA HANGER.

No. 889,721.

Specification of Letters Patent.

Patented June 2, 1908.

Application filed February 17, 1908. Serial No. 416,285.

To all whom it may concern:

Be it known that I, JOSEPH S. ROBINSON, a citizen of the United States, residing at Gaffney, in the county of Cherokee and State of South Carolina, have invented certain new and useful Improvements in a Combined Coat, Hat, and Umbrella Hanger, of which the following is a specification.

My invention relates to a combined coat, hat and umbrella hanger, and the object is to provide means for supporting a coat, hat and umbrella.

Invention relates to certain novel features of construction and combinations of parts, which will be hereinafter described and pointed out in the claims.

A represents the combined hanger which is preferably made of a single piece of wire forming a curved hook 1 for a coat or other article. The wire forming part of the hook 1 being of two strands, one strand extending upwardly at right angles to the hook as at 2, and the other strand extending off at a tangent from the strand 2 as at 3 when it is bent back upon itself forming a hook 4 for supporting a hat or article. The strand extends rearwardly forming a shank 5. The strand is preferably offset as at 6 between the main portion and the shank and around this offset portion the strand 2 is bent therearound forming a resilient arm 7 which extends toward the end of the hook 4. This arm is preferably bent inwardly and overlying the strand 3 of the hook 4 and then bent outwardly from the strand forming an open jaw. The shaft of the umbrella is inserted between the end of the arm and the strand 3, whereby it is securely held.

The shank 5 is preferably screw-threaded as at 8 whereby it is capable of being screwed into the wall.

It will be seen from the foregoing that I have provided a device which is simple in construction and which can be manufactured at a very small cost, and one that is adapted for supporting or holding different articles.

It is evident that more or less slight changes might be resorted to in the form and arrangement of the several parts described without departing from the spirit and scope of my invention, and hence I do not wish to limit myself to the exact construction herein set forth, but:—

Having fully described my invention, what I claim as new and desire to secure by Letters Patent is:—

1. As an article of manufacture, a combined coat, hat and umbrella hanger comprising a single piece of wire bent to form two hooks and one extreme end of the wire terminating in a fastener for securing the hook to the wall, and the other extreme end bent forwardly into approximately the plane of one of the hooks to afford a support for an umbrella or other article.

2. As an article of manufacture, a combined hanger made of a single piece of material, comprising hook members and an arm formed from the material of one hook member passing around the material of the other hook member, said arm adapted to hold an umbrella or other article between it and one of the hook members.

In testimony whereof I affix my signature in presence of two witnesses.

JOSEPH S. ROBINSON.

Witnesses:

S. N. BRADFORD,
W. W. CROCKER.