

No. 888,005.

PATENTED MAY 19, 1908.

C. FRAAS.
STATIONERY SUPPLY CASE.
APPLICATION FILED MAR. 11, 1907.

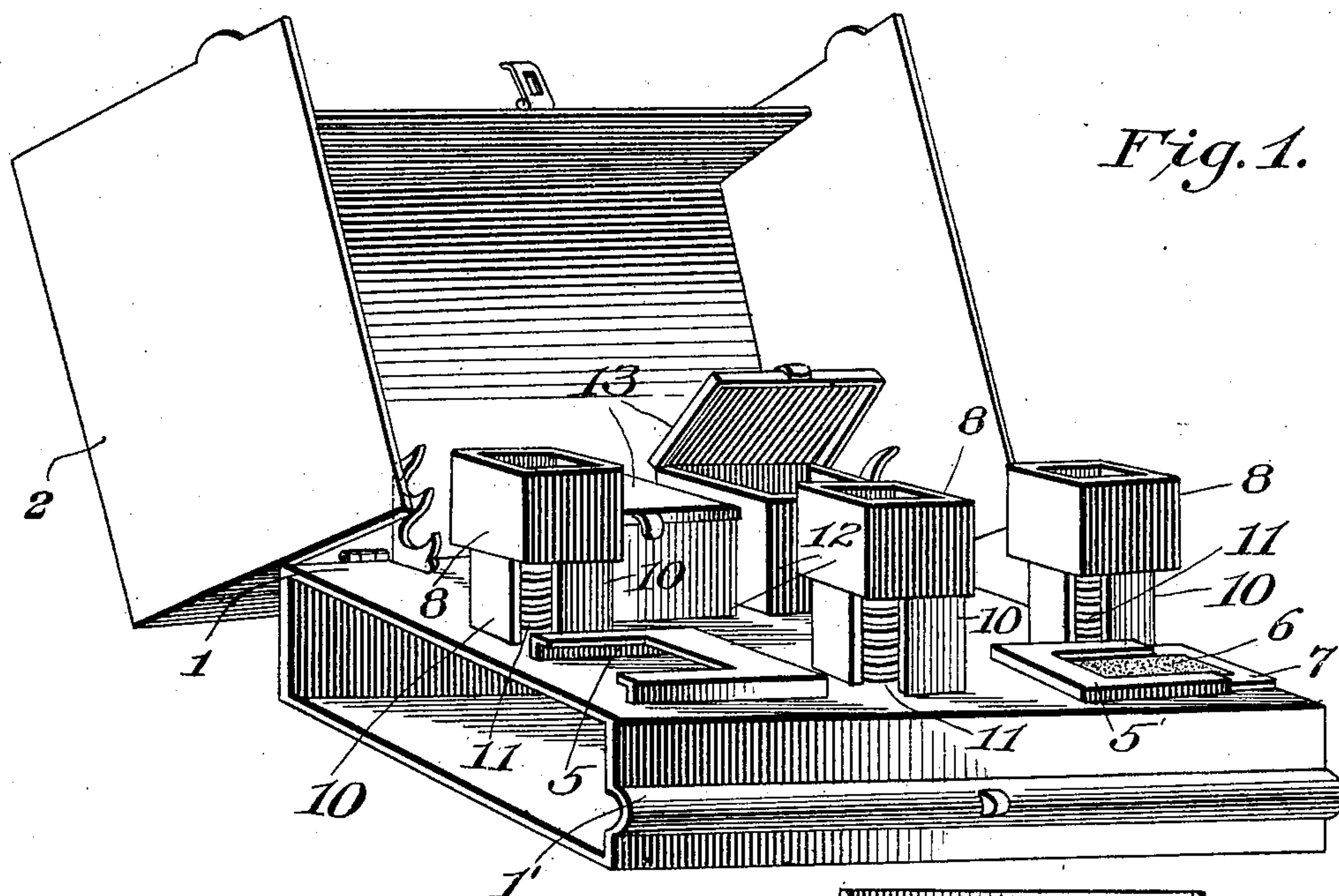


Fig. 1.

Fig. 2.

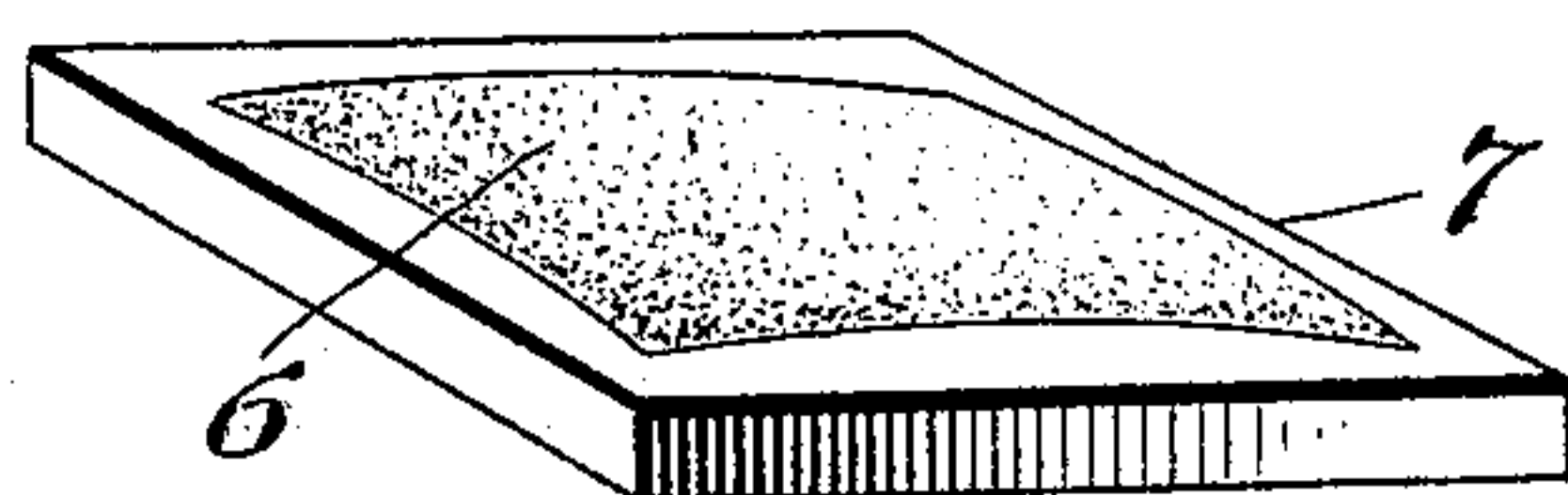


Fig. 3.

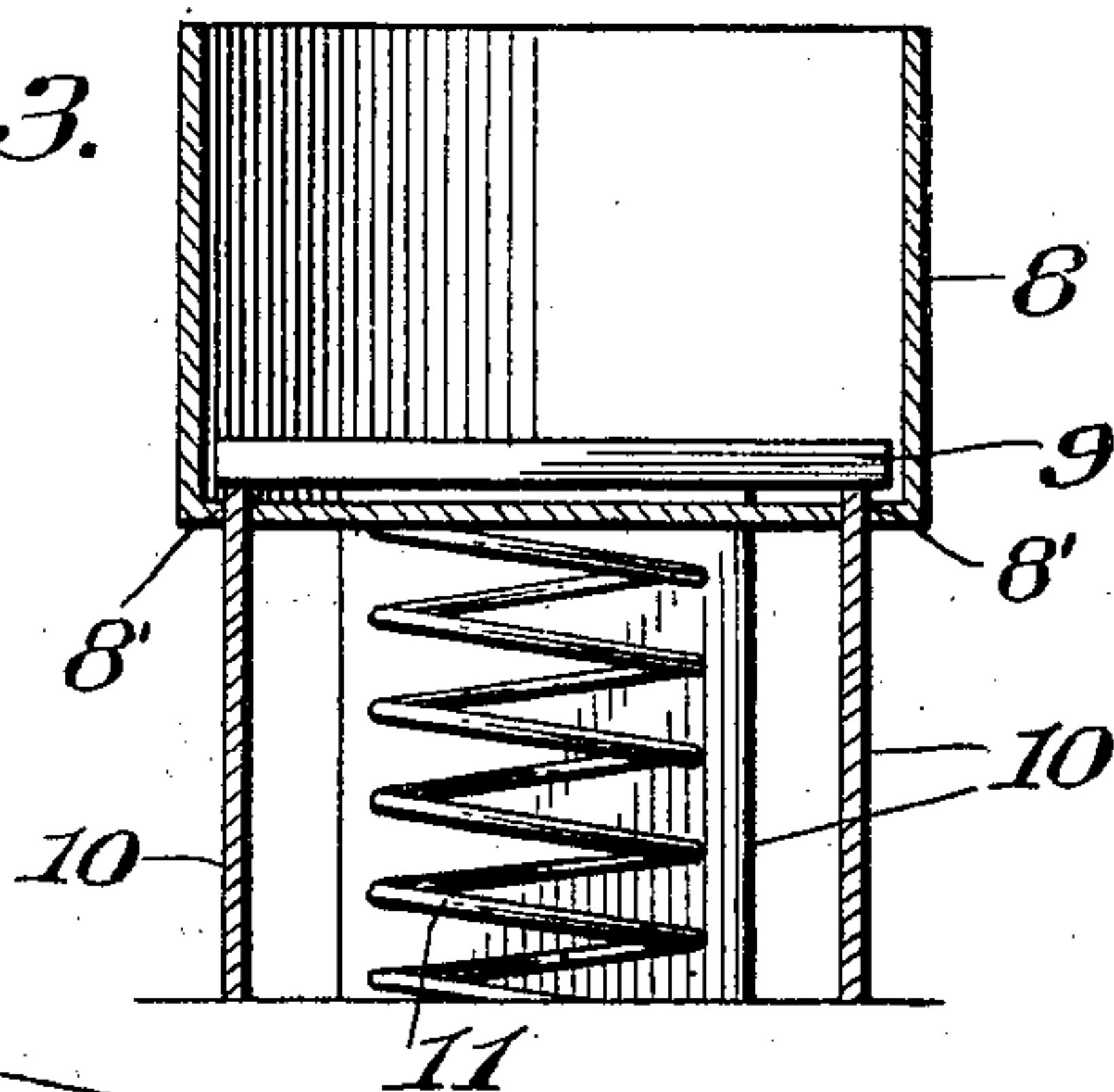
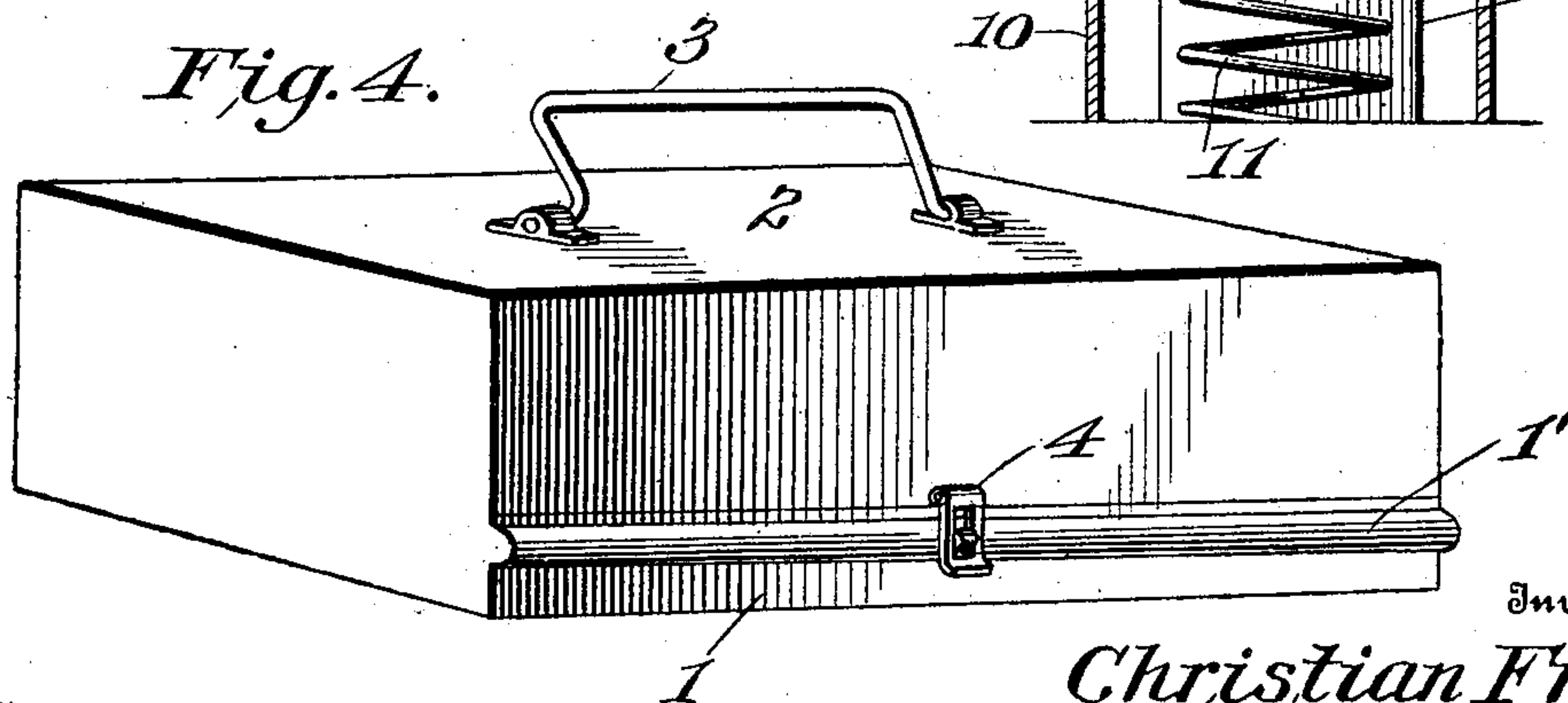


Fig. 4.



Inventor

Christian Fraas

By Joshua R. H. H. H.

Attorney

Witnesses
M. C. Lyddane
J. A. G. Mulhall.

UNITED STATES PATENT OFFICE.

CHRISTIAN FRAAS, OF PHILADELPHIA, PENNSYLVANIA.

STATIONERY-SUPPLY CASE.

No. 888,005.

Specification of Letters Patent.

Patented May 19, 1908.

Application filed March 11, 1907. Serial No. 361,889.

To all whom it may concern:

Be it known that I, CHRISTIAN FRAAS, a citizen of the United States, residing at Philadelphia, in the county of Philadelphia and State of Pennsylvania, have invented certain new and useful Improvements in a Stationery-Supply Case, of which the following is a specification.

This invention relates to improvements in stationery supply cases and particularly to that class in which a complete assortment of the usual articles adjunctive to letter writing are provided for.

The objects are to provide a case in which such articles as paper, envelops, postage stamps of various denominations, ink of several kinds or colors, and pens may be contained systematically and conveniently.

A further object is to provide, in conjunction with such cases, means for moistening that portion of the envelop on which it is intended to affix postage stamps and to so arrange the said stamps that they may be applied to the moistened surface, one at a time, without handling.

These and other minor objects are attained by the novel combination and construction of parts hereinafter described and shown in the accompanying drawings forming a part of these specifications and in which:

Figure 1, is a perspective view of the case, the cover being removed. Fig. 2, is a perspective view of the moistening means. Fig. 3, is a sectional view, taken vertically through the center of the stamp holder, the same being drawn to an enlarged scale, and Fig. 4, is a perspective view of the case with cover in position.

The invention comprises a hollow base 1, having an open end for access to the paper and envelops intended to be stored within; a cover 2, is hinged at its rear edge in such manner as to completely inclose the side and top when in position and is provided with a handle 3, and clasp 4, with which the cover may be secured to the case along the bead 1', which serves also as a stop for the cover, its lower front edge contacting with it.

On the upper surface of the base, near the front corners, are secured frames or guides 5 and 5', having one open side and adapted to receive and positionally maintain the moistening pads 6, held in the removable frames 7, as indicated at the right hand corner of Fig. 1, which shows one of the pads in position. These pads may preferably be made

of felt, with a slightly rounded surface and held in their frames by any convenient manner.

Rearward of the moistening devices are positioned the stamp holders, comprising open topped rectangular cases 8, of such size as to freely contain common postage stamps, the same being disposed face down, on the false bottom plates 9, which latter rest upon the upper ends of the vertical plates 10, secured to the upper surface of the case at their lower ends and extending through appropriately formed apertures 8', formed in the bottoms of the holder cases; openly wound helical springs 11, are disposed centrally between the supporting plates 10, exerting force in maintaining the stamp holder cases distended in the position indicated; obviously if stamps be disposed on the plate 9, and pressure be applied, as through an envelop, on the top of the stamp holder, it will be forced downward, against the pressure of the spring, until the envelop surface contacts with the gummed side of the upper stamp; if the envelop surface has been previously moistened, such contact will cause the stamp to adhere and be removed with the envelop from the open top of the holder.

As many of these stamp holders may be used as desired, preferably one for each of the denominations most used, as one, two and five cents value.

Back of the stamp holders are arranged ink well boxes 12, having covers 13, provided with hinges and catches in such manner as to secure suitable ink wells or bottles in position, preventing displacement and danger of breakage.

At the extreme rear are arranged racks for holding pen holders and the like, thus fully completing the necessary outfit for letter writing.

The operation of obtaining paper, securing pens and using ink are obvious and need no description; when an envelop or parcel has been completed it may be sealed by applying the gummed flat to one or the other of the previously moistened pads,—which maintain moisture for a long time because of the tight fitting cover,—and then sealed as usual; thereupon the envelop or package may again be applied to the moist pad, at the point where a stamp is to be affixed and then pressed down on the stamp holder containing the desired stamps; no further manipulation is necessary, the matter is ready to mail.

The privilege of making modifications within the scope of the invention is desired, and the said invention having been thus described, what I claim as new and desire to
5 secure by Letters Patent is:

A stationery supply case comprising a hollow base provided with an open end, said base having detachable moistening pads arranged on its upper surface adjacent its front
10 edge to each side of its longitudinal center, stamp holders arranged on said base to the

rear of said moistening pads and a cover hinged to the rear edge of said base adapted to completely inclose the top and sides of said base.

In testimony whereof I have signed my name to this specification in the presence of two subscribing witnesses.

CHRISTIAN FRAAS.

Witnesses:

CHARLES M. TURBETT,
URIAH BOSTON.