

No. 887,588.

PATENTED MAY 12, 1908.

J. L. CHESHIRE.
OVERALLS.

APPLICATION FILED OCT. 25, 1907.

Fig. 3.

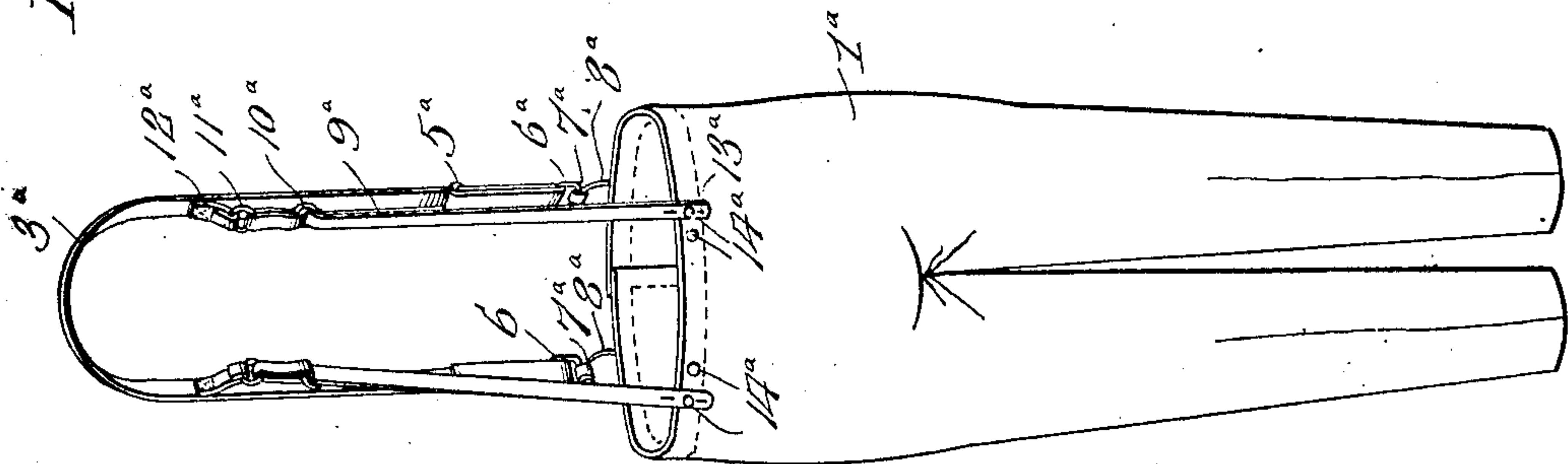


Fig. 2.

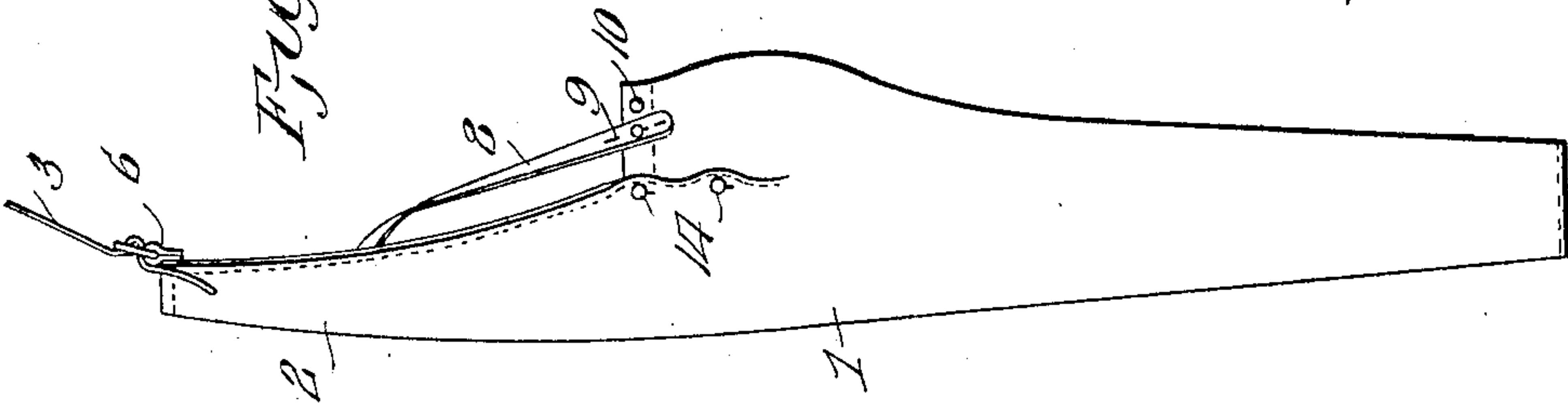
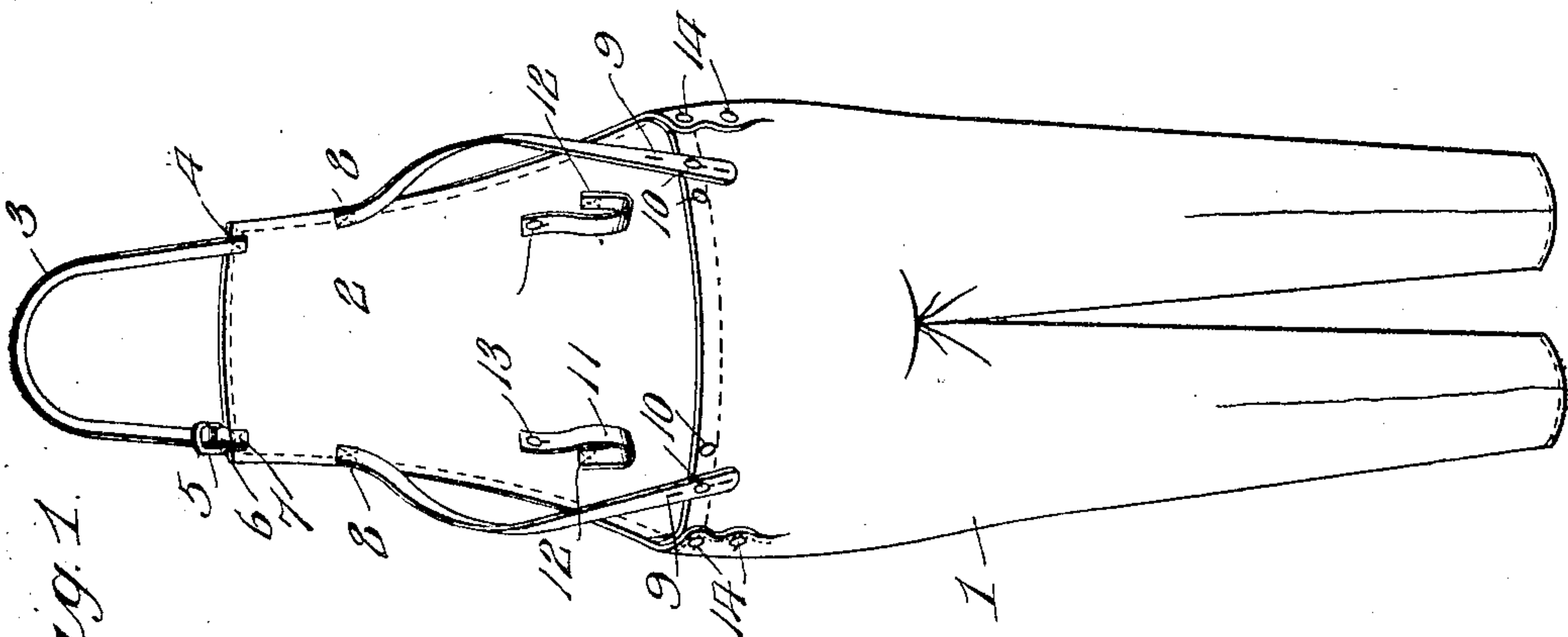


Fig. 1.



Witnesses

Frank Hough

W. H. Bunker

Inventor

James L. Cheshire,

By

Victor J. Evans

Attorney

UNITED STATES PATENT OFFICE.

JAMES L. CHESHIRE, OF ATLANTA, GEORGIA.

OVERALLS.

No. 887,588.

Specification of Letters Patent.

Patented May 12, 1908.

Application filed October 25, 1907. Serial No. 399,222.

To all whom it may concern:

Be it known that I, JAMES L. CHESHIRE, a citizen of the United States of America, residing at Atlanta, in the county of Fulton and State of Georgia, have invented new and useful Improvements in Overalls, of which the following is a specification.

This invention relates to overalls, and one of the principal objects of the same is to provide a pair of overalls in which the ordinary suspenders or shoulder straps are dispensed with. Shoulder straps are a continual source of annoyance to persons required to use their arms freely and especially to persons wearing overalls and working in shirt sleeves.

Another object of my invention is to provide simple means for supporting the drawers to the overalls.

These and other objects may be attained by means of the construction illustrated in the accompanying drawing, in which:—

Figure 1 is a rear elevation of a pair of overalls made in accordance with my invention. Fig. 2 is a side elevation of the same. Fig. 3 is a rear elevation of a modified form of suspending devices.

Referring to the drawing for a more specific description of my invention, the numeral 1 designates a pair of overalls having an extended bosom or front portion 2 formed integral with the front portion of the overalls. To suspend the overalls in position on the person without the use of shoulder straps I have provided a neck strap 3 connected to the front portion at 4 by stitches or other suitable means, and connected to the opposite corner of the apron portion is a buckle 5 secured to a loop 6, sewed or otherwise connected at 7 to the apron portion 2. The free end of the neck strap 3 is thus adjustably connected to the buckle.

Connected at 8 by stitches or otherwise are the supporting straps which extend from a point under the arm around to the back of the overalls, where said straps are provided with a series of buttonholes 9 adapted to be connected to buttons 10, thus giving a range of adjustment by means of the buttonholes and buttons. Drawers-supporting straps 11

12 to the overalls and connected at their free ends to buttons 13 through buttonholes formed in the straps 11. Said buttons 14 are provided to engage buttonholes upon the front portions of the overalls at the waist line.

Referring to Fig. 3, 1^a designates a pair of overalls in which the apron portion is omitted and a neck strap 3^a is provided, said neck strap having means 5^a for adjustment, said means comprising the ordinary sliding loop and the strap 3^a passing around a suspender cast-off 6^a having a hook 7^a adapted to engage a ring 8^a properly connected to the overalls. Supporting straps 9^a are provided with conventional adjusting means 10^a connected to rings 11^a secured by means of loops 12^a to the neck strap 3^a. The supporting straps 9^a at their lower ends are provided with buttonholes 13^a adapted to be connected to buttons 14^a secured to the waistband at the back of the overalls.

From the foregoing it will be obvious that a pair of overalls made in accordance with my invention dispenses with the ordinary shoulder straps and thus permits the free use of the arms of the wearer without danger of the shoulder straps slipping off the shoulders. Moreover, the overalls are comfortably supported upon the person without restricting the use of the arms.

Having thus described the invention, what is claimed as new, is:—

A pair of overalls provided with an apron, a neck strap secured to said apron and adjustable thereon, supporting straps connected to said apron and provided with a series of buttonholes, a series of buttons on the waistband at the back to engage said buttonholes, drawers-supporting straps connected to the inner side of the apron and provided with buttonholes at their ends, and buttons on the apron to engage said buttonholes.

In testimony whereof I affix my signature in presence of two witnesses.

JAMES L. CHESHIRE.

Witnesses:

G. F. ELLISON,
JAMES J. ELLISON