

No. 887,543.

PATENTED MAY 12, 1908.

H. SYMONDS.
REGISTER CLAMP.
APPLICATION FILED MAR. 12, 1907.

FIG. 1

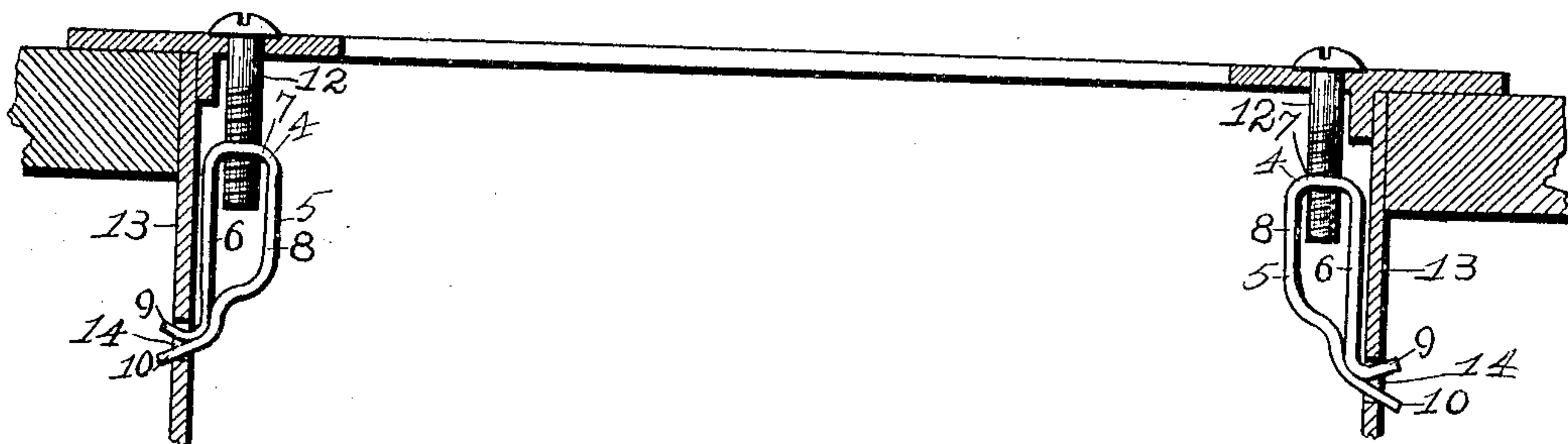


FIG. 2

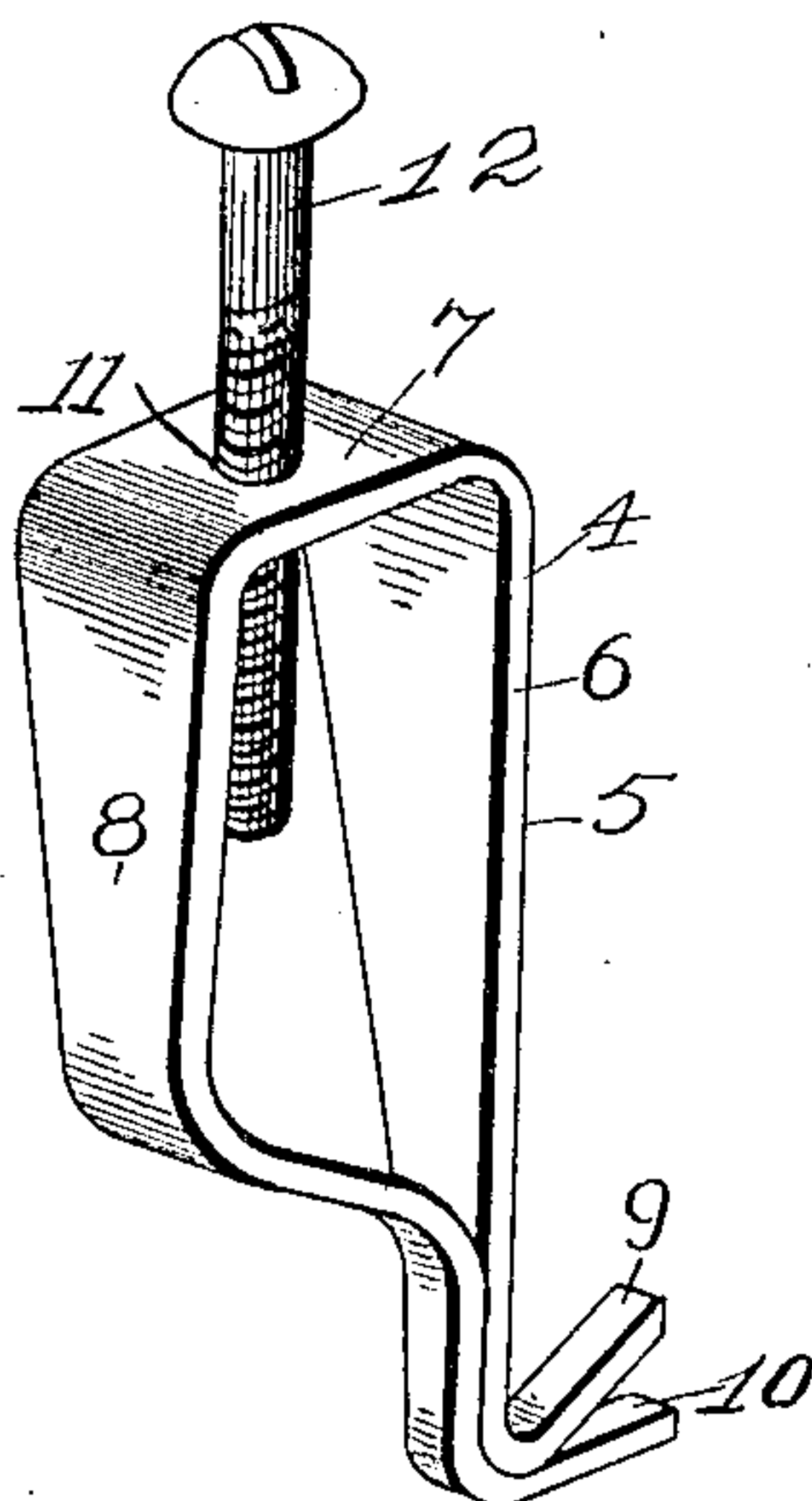
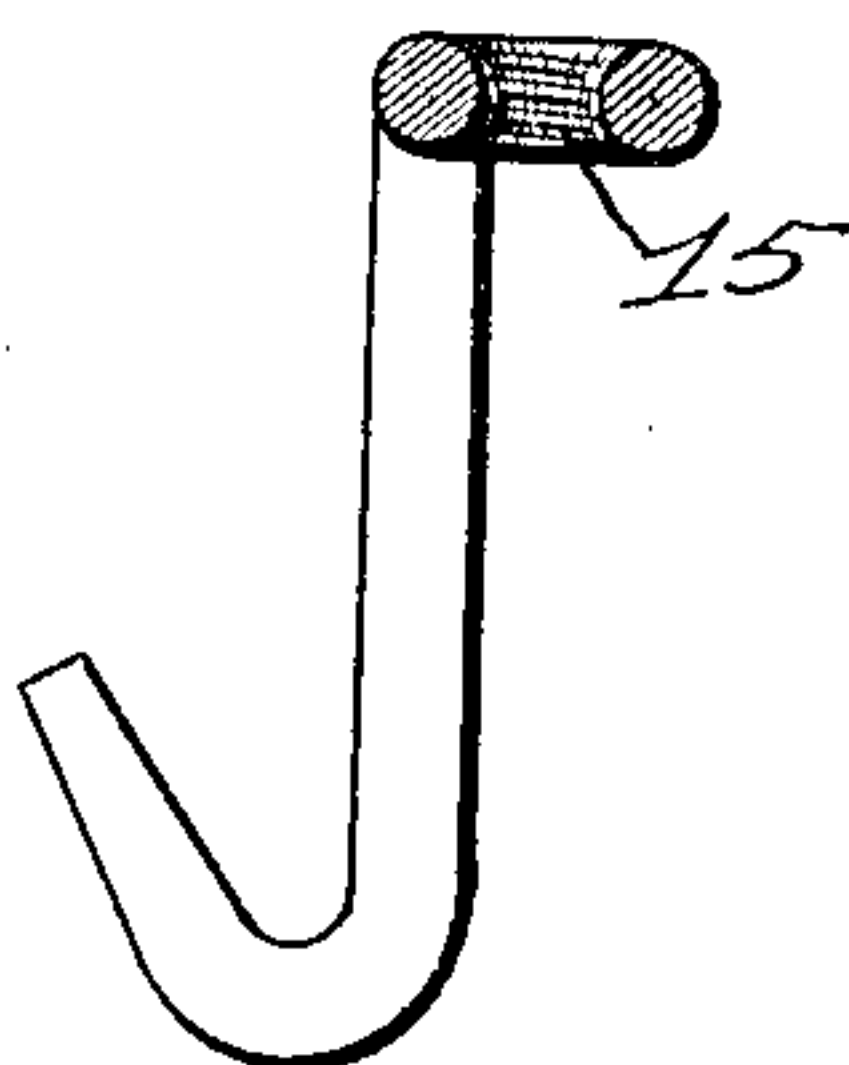


FIG. 3



Witnesses
H. C. Stein
L. A. L. McIntyre

Inventor
Herbert Symonds
By *Hopkins & Eicks Attys.*

UNITED STATES PATENT OFFICE.

HERBERT SYMONDS, OF EAST ST. LOUIS, ILLINOIS.

REGISTER-CLAMP.

No. 887,543.

Specification of Letters Patent.

Patented May 12, 1908.

Application filed March 12, 1907. Serial No. 362,066.

To all whom it may concern:

Be it known that I, HERBERT SYMONDS, a citizen of the United States, and resident of East St. Louis, Illinois, have invented certain new and useful Improvements in Register-Clamps, of which the following is a specification.

This invention relates to improvements in register clamps, and consists of the novel arrangement, construction and combination of parts as will be fully hereinafter described and claimed.

The object of my invention is to construct a clamp whereby a hot-air register grille may be secured to a heating pipe or case.

In the drawings—Figure 1 is a horizontal, sectional view of the register and casing, showing the clamps in their relative position. Fig. 2 is a perspective view of the clamp. Fig. 3 is a sectional view of a modified form of clamp.

In the construction of my invention, I provide a clamp-section 4 composed of a strip of material 5 so bent as to form the members 6, 7 and 8, and the ends of the members 6 and 8 are provided with hooks 9 and 10. Through the member 7 is an internally screw-threaded bore 11 through which the screw or bolt 12 is passed, and the hooks 9 and 10 are so arranged as to prevent the member 5 from becoming detached from the wall 13 when the said hooks are inserted through the opening 14 formed therein. The said hooks after being inserted through the opening 14 have a tendency to bind and act as a clamp, thus preventing the said clamp-member from

falling down the pipe when the screw 12 is released.

The previous method of securing the grille-section of a register to the casing has been by wiring the same thereto or by means of lugs riveted or soldered to the casing and then inserting a screw or other means.

By the use of my improved clamps the grille-section of the register can be easily and readily attached and held thereon in a rigid position.

By referring to Fig. 3, I form a clamp made of a single strand of wire, its one end provided with the hook and the other with the eye 15 which is internally screw-threaded to accommodate the screw or bolt.

Having fully described my invention, what I claim is:

A device of the class described, comprising in combination with a register casing provided with an opening and a grille-section, a clamp-member having sections 6, 7 and 8; a screw inserted in the section 7, and hooks provided on the clamp-member to be inserted through the opening in the casing, said screw passing through the grille-section and together with said clamp-member retaining the grille-section of the register in position against the casing, substantially as specified.

In testimony whereof, I have signed my name to this specification, in presence of two subscribing witnesses.

HERBERT SYMONDS.

Witnesses:

ALFRED A. EICKS,
WALTER C. STEIN.