

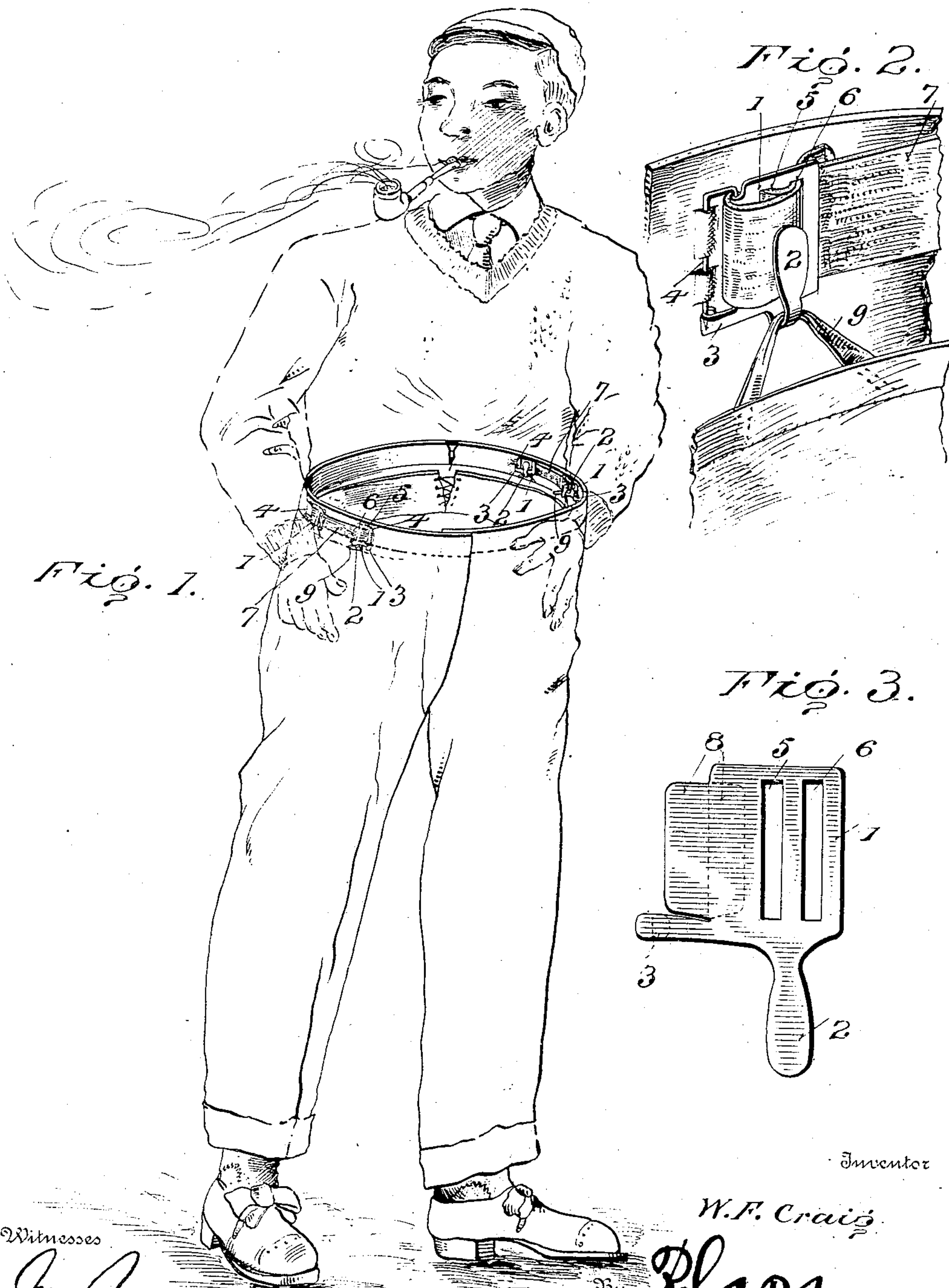
No. 886,679.

ATENTED MAY 5, 1908.

W. F. CRAIG.
PANTS AND DRAWERS SUPPORTER.

APPLICATION FILED APR. 30, 1907.

2 SHEETS—SHEET 1.



Witnesses

J. M. M. e.
W. F. Woodson

Inventor

W. F. Craig

Pharmacy

Attorneys

No. 886,679.

PATENTED MAY 5, 1908.

W. F. CRAIG.
PANTS AND DRAWERS SUPPORTER.

APPLICATION FILED APR. 30, 1907.

2 SHEETS—SHEET 2.

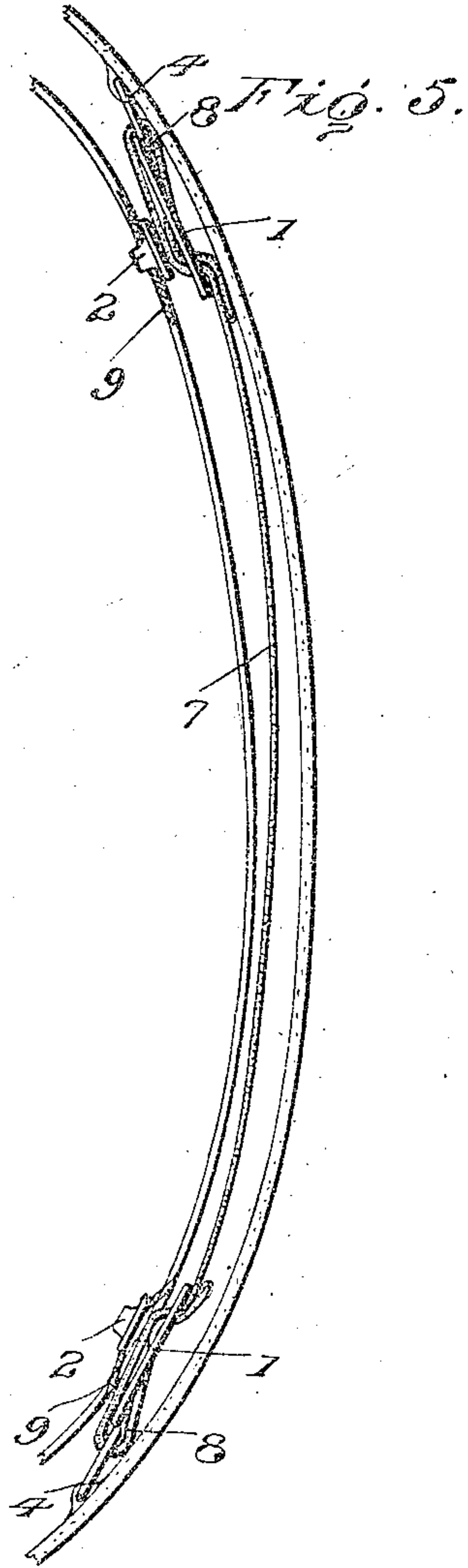
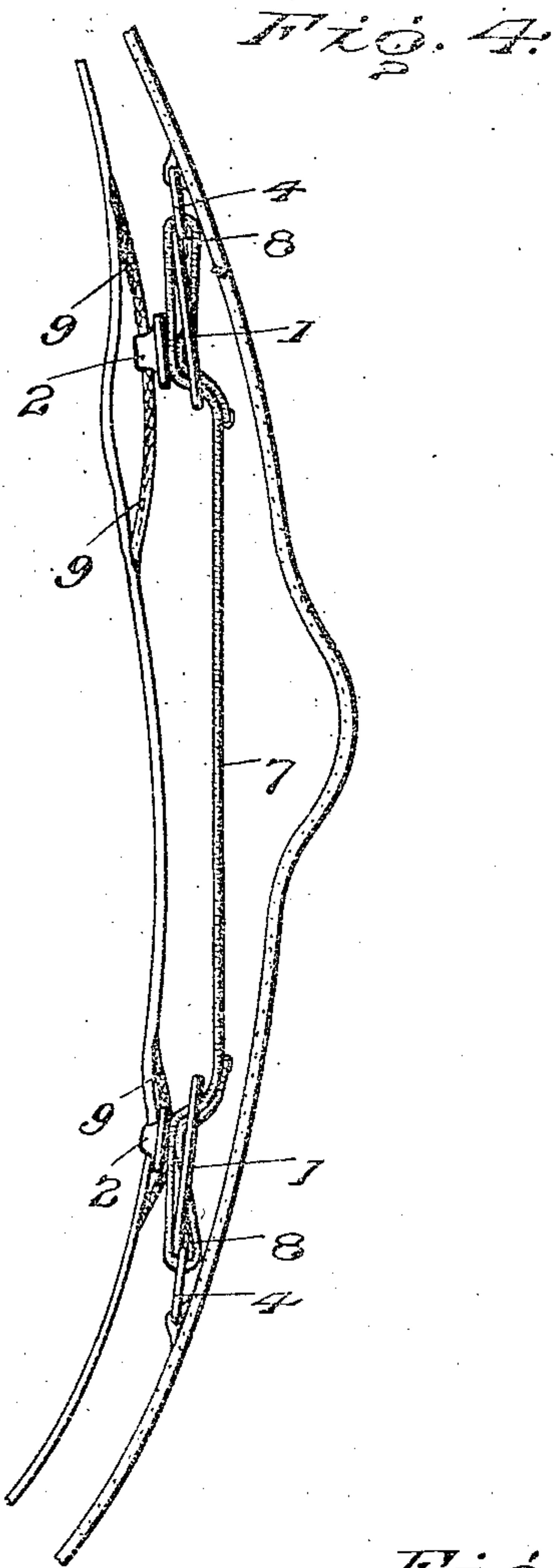
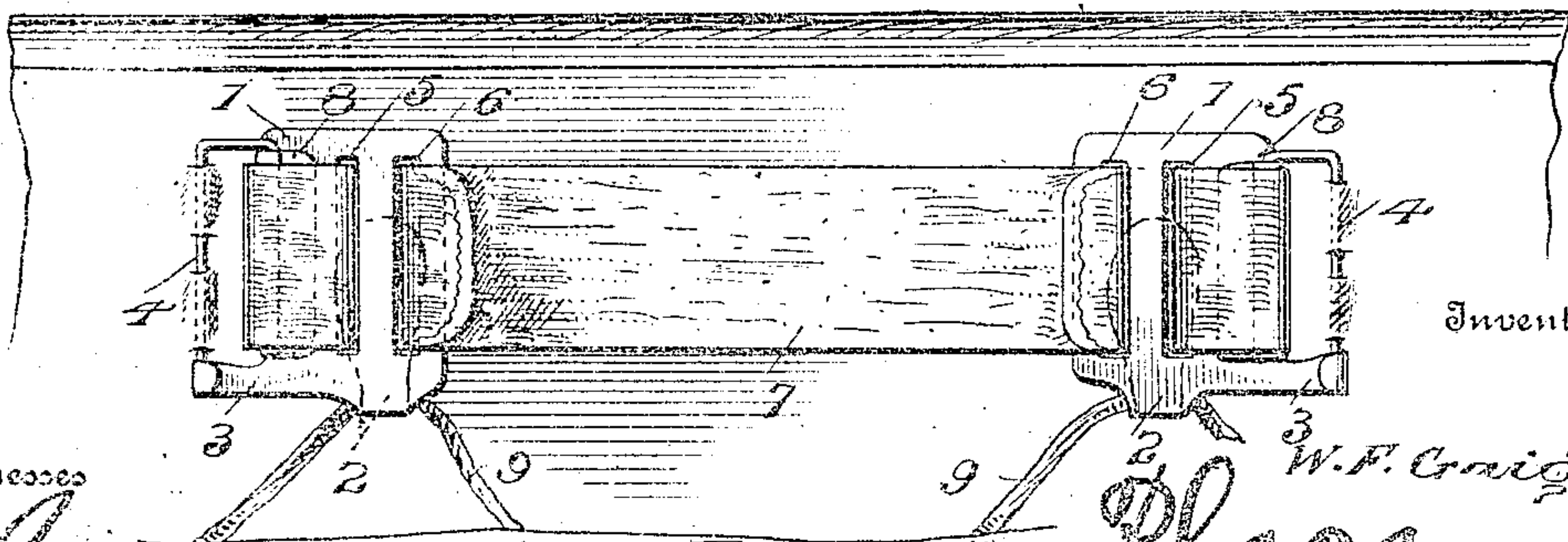


Fig. 6.



Witnesses
J. M. ...
W. F. ...

Inventor
W. F. Craig.
By *Ph. A. ...*
Attorneys

UNITED STATES PATENT OFFICE.

WILLIAM F. CRAIG, OF PHILADELPHIA, PENNSYLVANIA.

PANTS AND DRAWERS SUPPORTER.

No. 886,679.

Specification of Letters Patent.

Patented May 5, 1908.

Application filed April 30, 1907. Serial No. 371,090.

To all whom it may concern:

Be it known that I, WILLIAM F. CRAIG, citizen of the United States, residing at Philadelphia, in the county of Philadelphia and State of Pennsylvania, have invented certain new and useful Improvements in Pants and Drawers Supporters, of which the following is a specification.

It is common among men to discard the suspenders most generally employed for supporting the pants from the shoulders, the weight being transferred to the waist and hips. This necessitates wearing the pants tight about the waist and placing a strain upon the stomach, which, at times, is distressing and is prolific of much inconvenience and trouble.

The present invention involves means to be applied to the waist-band of trousers at each side thereof to relieve the stomach of pressure and transfer the weight and pressure to the hips.

For a full description of the invention and the merits thereof and also to acquire a knowledge of the details of construction and the means for effecting the result, reference is to be had to the following description and accompanying drawings.

While the invention may be adapted to different forms and conditions by changes in the structure and minor details without departing from the spirit or essential features thereof, still the preferred embodiment is shown in the accompanying drawings, in which:

Figure 1 is a perspective view showing the application of the invention. Fig. 2 is a detail perspective view of an end portion of the support showing more clearly its application. Fig. 3 is a detail view of the blank from which one of the buckles is formed. Fig. 4 is a top plan view showing the fullness in the waist-band of a pair of pants having the supporter fitted thereto and preliminary to subjecting the supporter to tension. Fig. 5 is a view of the parts shown in Fig. 4 with the supporter under tension and the fullness in the waist-band taken up. Fig. 6 is an elevation of the supporter as viewed from the side adapted to lie against the waist-band of the pants.

Corresponding and like parts are referred to in the following description and indicated in all the views of the drawings by the same reference characters.

The supporter comprises a pair of buckles and a connecting elastic or web which may be of any length and width, the ends of the elastic having adjustable connection with the buckles to admit of varying the length of the same. The buckles are of similar formation, the one being right and the other left, and each buckle being formed of a single blank and comprising a frame 1, hook 2, catch 3 and pin 4. The frame is formed with parallel slots 5 and 6 through which an end portion of the elastic tape or web 7 is passed. A tongue extension is provided at one edge of the frame as indicated in Fig. 3 and when bent forms the hook 2 which is adapted to receive the tape or cord 9 applied to the waist-band of the nether garment, such as the drawers. The catch 3 is formed by bending a projecting portion of the frame. The catch pin 4 is secured to the frame by being confined between the same and a folded edge portion 8 thereof. The blank preliminary to bending the parts to form the hook 2, catch 3 and confining part 8 presents the appearance indicated by the full lines in Fig. 3, the dotted lines representing the catch 3 and confining portion 8 after bending the same.

The elastic web or tape 7 is provided at each end with a buckle, an end portion of the web being passed through the slot 6 thence around the folded edge of the frame between the same and the catch pin, thence through the slot 5 and back again through the slot 6, the folded end portion of the tape being confined between the cross-bar of the frame separating the slots 5 and 6 and the overlapping portion of the tape. In applying the invention to pants or trousers, the supporter is provided in pairs, each being attached to the waist-band of the pants at opposite sides so as to occupy a position about the hips with the result that the pressure is relieved from the stomach and the weight transferred to the hips over which the elastic web or tape 7 extends. The supporter is secured to the waist-band of the pants by means of the catch pins 4, the points being engaged by the catches 3 after being passed through the material of said waist-band. The hooks 2 occupy the lowermost position and receive the tape or cord 9 usually provided upon the waist-band of the drawers or nether garment.

It will be observed that the supporter may be readily applied to pants or trousers and may be disconnected from one pair and fitted

to another with the utmost ease and despatch. The elastic web 7 may be readily and economically replaced when worn or its elasticity destroyed, since no special fastening means are necessary for securing the same to the buckles. Moreover, the length of the elastic may be varied to suit the comfort or requirements of the user.

Having thus described the invention, what is claimed as new is:

1. A garment supporter comprising a web, and buckles applied to the end portions of the web, each of the buckles carrying a hook for engaging the suspending tape of a nether garment and being provided with means for attachment to the garment.

2. Garment supporting means adapted to be applied to the waist-band of pants, the same comprising an elastic web and buckles fitted to end portions of said elastic web, each buckle having a hook at its lower edge to engage with the suspending tape or cord of the nether garment, and a catch pin for attaching the device to the waist-band of the pants.

3. The herein described supporter comprising an elastic web and similar buckles fitted to end portions of said web, each buckle comprising a frame having parallel slots, a hook, a catch and a confining edge portion, said slots receiving the web which is passed backward and forward therethrough from opposite sides of the buckle frame, and a catch pin secured to the buckle frame by the said confining portion which is bent over a member of the catch pin.

4. A garment supporter comprising a web, and buckles applied to the end portions of the web, each of the buckles comprising a frame provided with a catch and having a confining edge portion, and a catch pin secured to the frame by the said confining portion and being designed to engage the catch.

In testimony whereof I affix my signature in presence of two witnesses.

WILLIAM F. CRAIG. [L. S.]

Witnesses:

CHAS. A. SADLER,
ROBERT D. SADLER.