

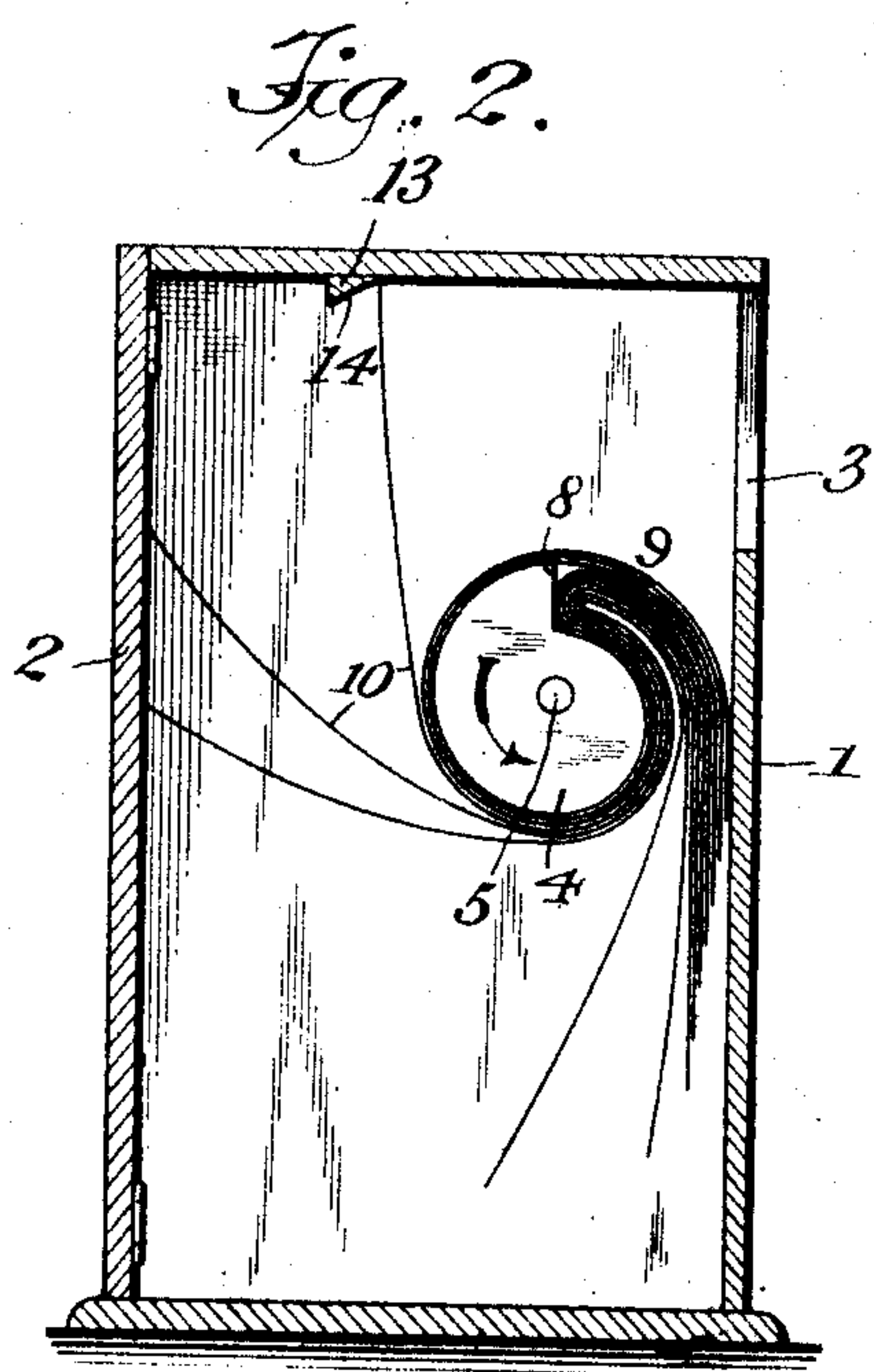
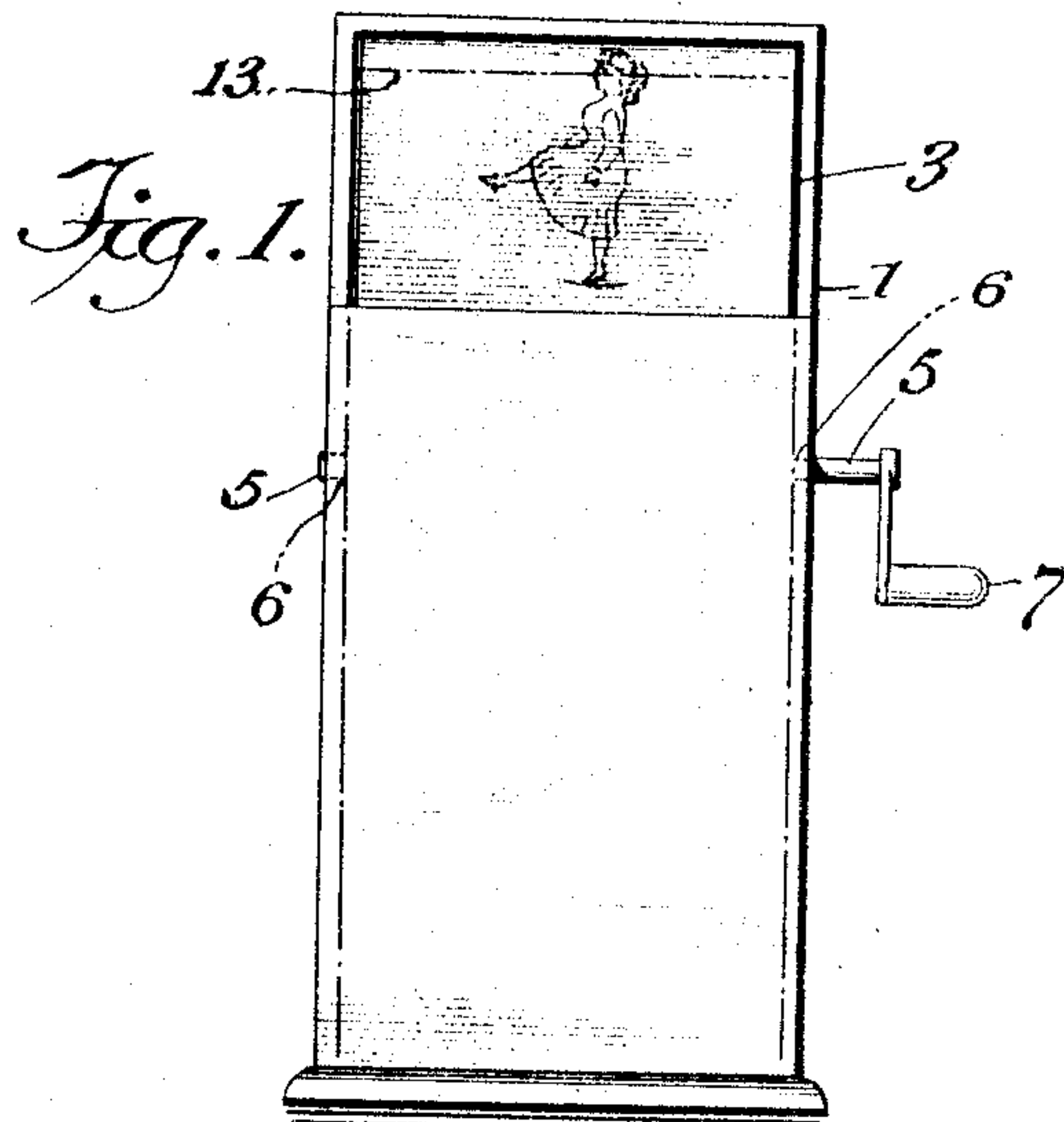
No. 885,674.

PATENTED APR. 21, 1908.

E. KEEN.

DEVICE FOR PRODUCING MOVING PICTURE EFFECTS.


APPLICATION FILED JAN. 16, 1907. RENEWED MAR. 11, 1908.



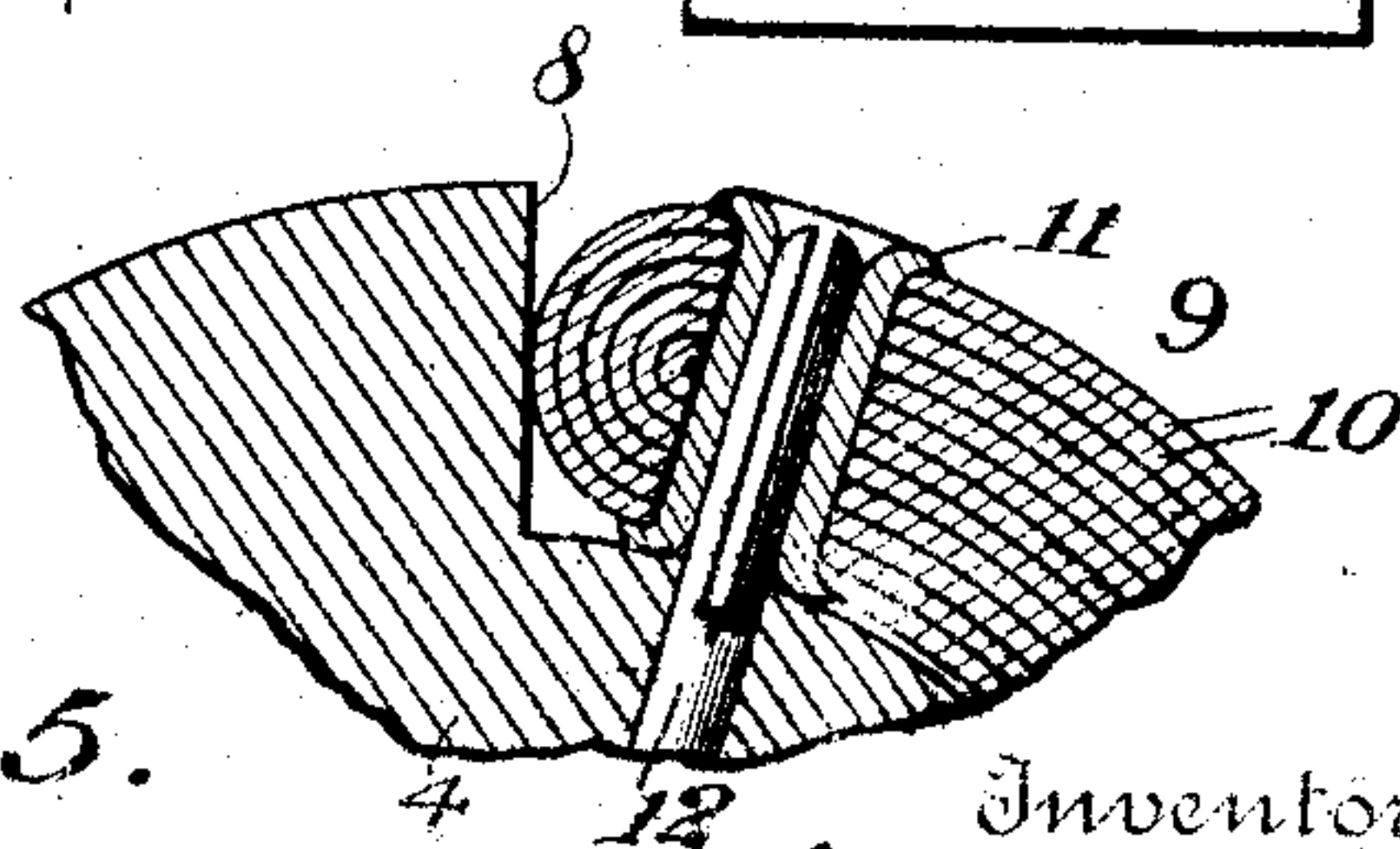
*Fig. 3.*



*Fig. 4.*



*Fig. 5.*



Witnesses  
*A. R. Appelman*  
*A. D. Blackwood*

Inventor  
*E. Keen*  
By his Attorney  
*Charles A. Stephens*



# UNITED STATES PATENT OFFICE.

ELIOT KEEN, OF NEW YORK, N. Y., ASSIGNOR TO JOHN H. EGGERS, OF SUMMIT, NEW JERSEY.

## DEVICE FOR PRODUCING MOVING-PICTURE EFFECTS.

No. 885,674.

Specification of Letters Patent.

Patented April 21, 1908.

Application filed January 16, 1907, Serial No. 352,505. Renewed March 11, 1908. Serial No. 420,453.

*To all whom it may concern:*

Be it known that I, ELIOT KEEN, a citizen of the United States, and a resident of New York, in the county of New York and State of New York, have invented certain new and useful Improvements in Devices for Producing Moving-Picture Effects, of which the following is a specification.

My invention relates to improvements in devices for producing moving picture effects.

It has for its object to provide a device of this character in which strips bearing pictures to be exhibited are secured at one end, one upon another to a drum rotatably mounted in a casing and adapted, when the drum is rotated, to successively bring the free ends of the strips bearing the pictures before an opening in the casing, retard them thereat for a sufficient time to allow the pictures to be viewed and then release them.

It has for a further object to form the strips bearing the pictures into a book the free ends of the pages of which, when the book is secured to the drum, extends in succession beyond each other and also to provide means for removably securing the book to the drum.

It has for a still further object to provide a device of this character embodying advantages in point of perfect operation and simplicity and inexpensiveness of construction.

In the drawings:—Figure 1 is a front view of my device. Fig. 2 a vertical sectional view thereof. Fig. 3 an edge view of the book. Fig. 4 a plan view thereof, and Fig. 5 a fragmentary detail view showing the means for removably attaching the book to the drum.

Like reference characters designate corresponding parts in all the figures of the drawings illustrating my invention.

Referring to the drawings 1 designates a casing, of any suitable material having its back hinged and forming a door 2 to provide for easy access to the interior thereof and an opening 3 in its front, at the top, to allow the pictures to be viewed. A drum 4 is rotatably mounted within the casing upon journals 5 projecting from each end and engaging holes in the sides located at one side of the center thereof and forming bearings 6, one of said journals, preferably that at the right, being extended and having a crank 7 secured thereon to provide means for rotating the drum. A portion of the periphery

of the drum is cut away to form a shoulder 8 against which the inner end of the book 9, containing the pictures to be exhibited, abuts, the thickness of said book at said end being such that its upper page comes flush with the periphery of said drum.

The book, as shown, is made up of strips of suitable material and of equal length and width each folded upon itself at such point that when the strips are placed together within each other to form the pages of the book, each strip will form two pages and the ends of the pages will extend in succession beyond each other. The pages of the book are secured together at their folded ends by means of eyelets 11 secured in registering holes in said pages and for the purpose of removably securing the book in position on the drum, pins 12 having split outer ends are driven into the drum adjacent the shoulder 8 and the eyelets are forced over said split ends.

Through the medium of the securing means just described, a book may be easily removed and replaced by another in the proper position, thus rendering it possible to exhibit any number of books in quick succession.

A strip 13 is secured to the under face of the top of the casing and has an inclined face 14 which the free ends of the pages of the book are adapted to engage, during the rotation of the drum, to slightly retard their movement so as to give time for the pictures to be viewed.

The drum is so located with relation to the front and rear of the casing that when it is rotated to the left, the ends of the pages bearing the pictures will be compressed together and just before reaching the sight opening and be released upon reaching the sight opening, thereby giving them a spring action so that they will fly over quickly and after passing the retarding strip 13 will engage the back of the casing and be retarded, thereby slightly retarding the pages just passing the strip 13.

The operation is as follows:—Upon turning the drum to the left by means of the crank, the ends of the pages of the book bearing the pictures, will be compressed just before reaching the sight opening, will be released successively upon reaching the sight opening and fly over against and be retarded by the strip 13 for a time sufficient to allow them to be viewed and then released from



strip 13 and again retarded by engaging the back of the casing so as to aid the strip 13 in retarding the pages just engaging it.

I do not wish to be understood as limiting myself to the precise details and arrangements of parts shown and described, but reserve the right to all modifications within the scope of my invention.

Having now described my invention what I claim as new and desire to secure by Letters Patent, is:—

1. In a device of the character set forth, a casing having a sight opening, a drum rotatably mounted therein and a book, the pages thereof at one end secured to said drum at the same point and their free ends projecting in succession beyond each other, substantially as described.

2. In a device of the character set forth, a casing having a sight opening, a drum rotatably mounted therein and a book the pages thereof at one end removably secured to said drum at the same point and their free ends projecting in succession beyond each other, substantially as described.

3. In a device of the character set forth, a casing having a sight opening, a drum rotatably mounted therein, and a book one end secured to said drum the pages thereof secured together at one end at the same point and the free ends of the pages projecting in succession beyond each other, substantially as described.

4. In a device of the character set forth, a casing having a sight opening, a drum rotatably mounted therein, and a book one end secured to said drum the pages thereof removably secured together at one end at the same point and the free ends of the pages projecting in succession beyond each other, substantially as described.

5. In a device of the character set forth, a casing having a sight opening, a drum rotatably mounted therein and provided with split pins, a book having eyes at one end en-

gaging said pins for the purpose of removably securing it and the end of its pages projecting in succession beyond each other, substantially as described.

6. In a device of the character set forth, a casing having a sight opening, a drum rotatably mounted therein, a book one end secured to said drum, the pages being formed of strips of even length folded upon each other and the free ends of said pages projecting in succession beyond each other, substantially as described.

7. In a device of the character set forth, a casing having a sight opening, a drum rotatably mounted therein, a book one end removably secured to said drum, the pages being formed of strips of even length folded upon each other and the free ends of said pages projecting in succession beyond each other, substantially as described.

8. In a device of the character set forth, a casing having a sight opening, a drum rotatably mounted therein, a book one end secured to said drum, the pages being formed of strips of even length folded upon each other and secured to the drum at the same point, and the free ends of said pages projecting in succession beyond each other, substantially as described.

9. In a device of the character set forth, a casing having a sight opening, a drum rotatably mounted therein, a book one end removably secured to said drum, the pages of which being formed of strips of even length folded upon each other and secured to the drum at the same point, substantially as described.

Signed at New York, in the county of New York, and State of New York this 10th day of January, A. D. 1907.

ELIOT KEEN.

Witnesses:

A. B. BLACKWOOD,  
A. R. APPLEMAN.