

No. 885,488.

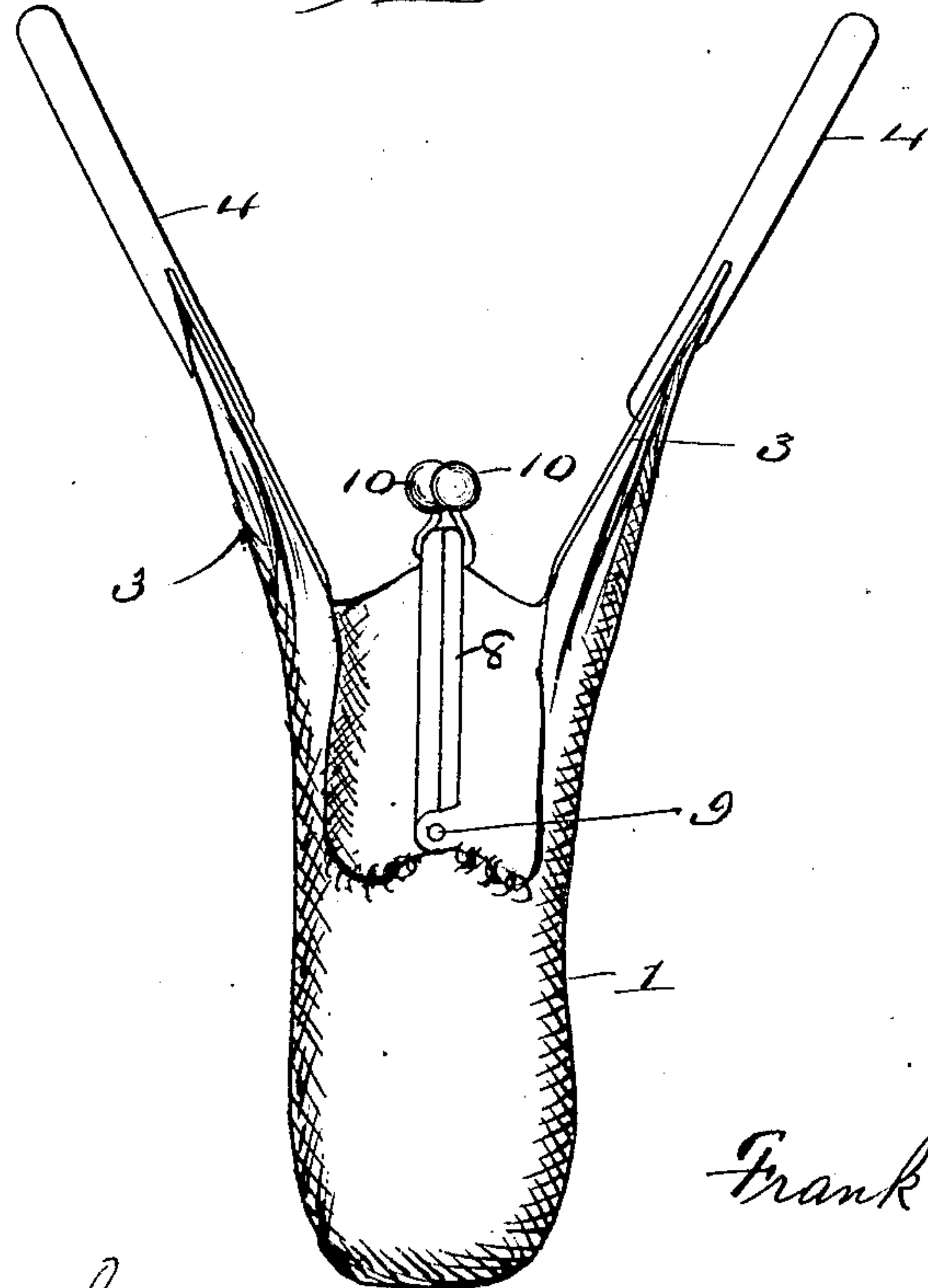
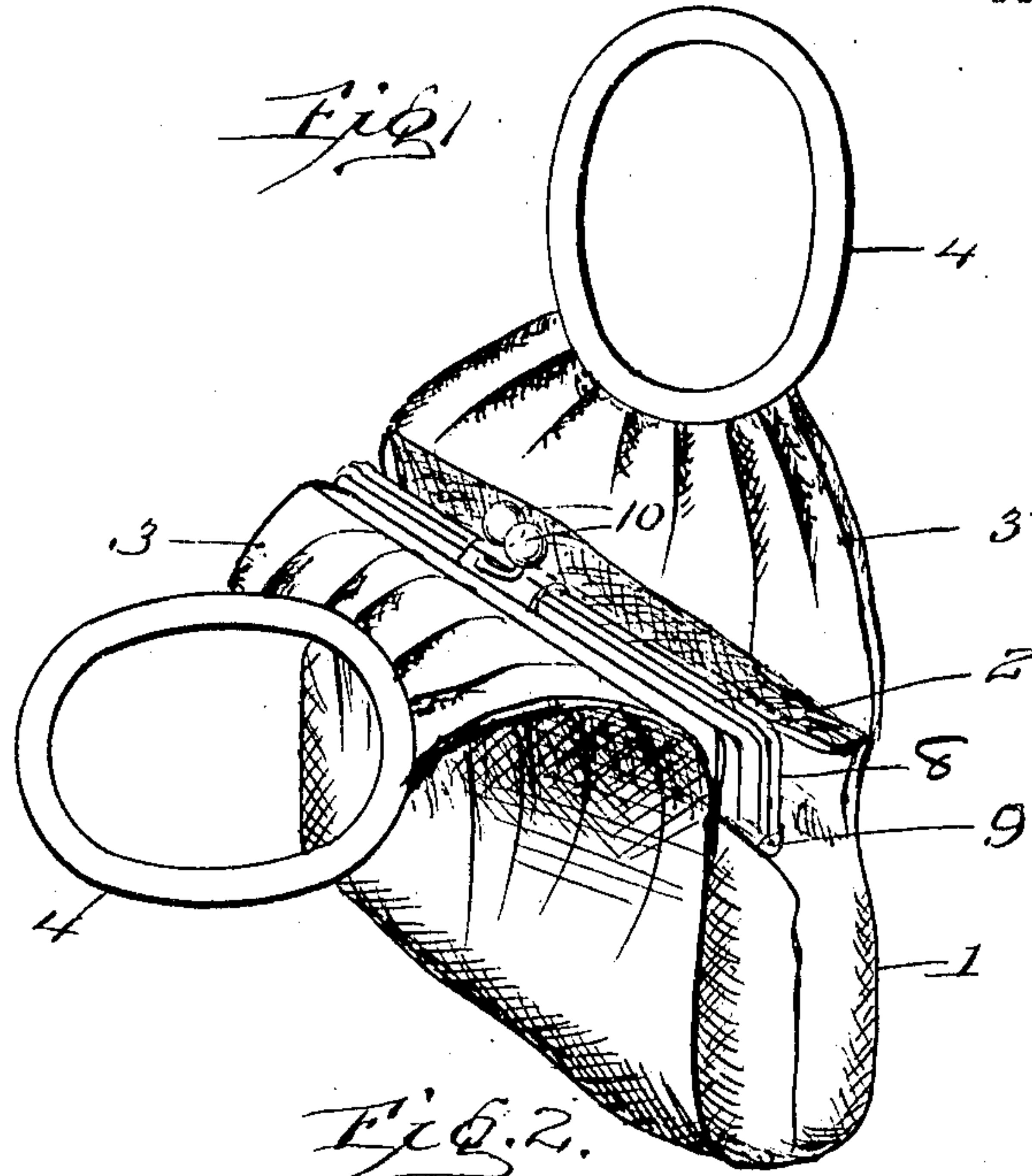
PATENTED APR. 21, 1908.

F. L. KIRK.

BAG.

APPLICATION FILED SEPT. 13, 1907.

2 SHEETS—SHEET 1.



Inventor

Frank L. Kirk

Witnesses

J. M. Fowler for  
A. S. Kitchin.

By *Mason F. Lawrence*  
his Attorneys

No. 885,488.

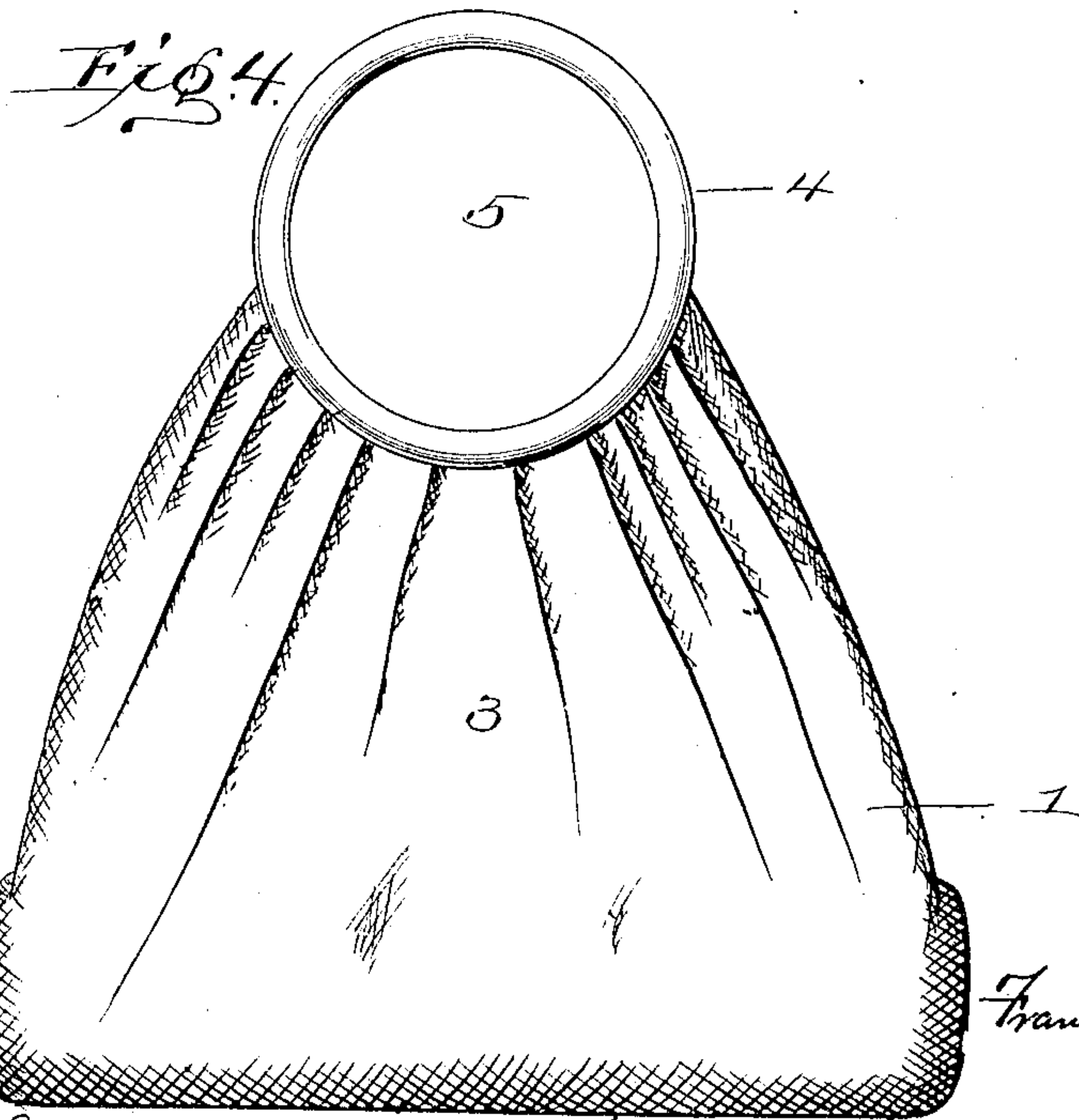
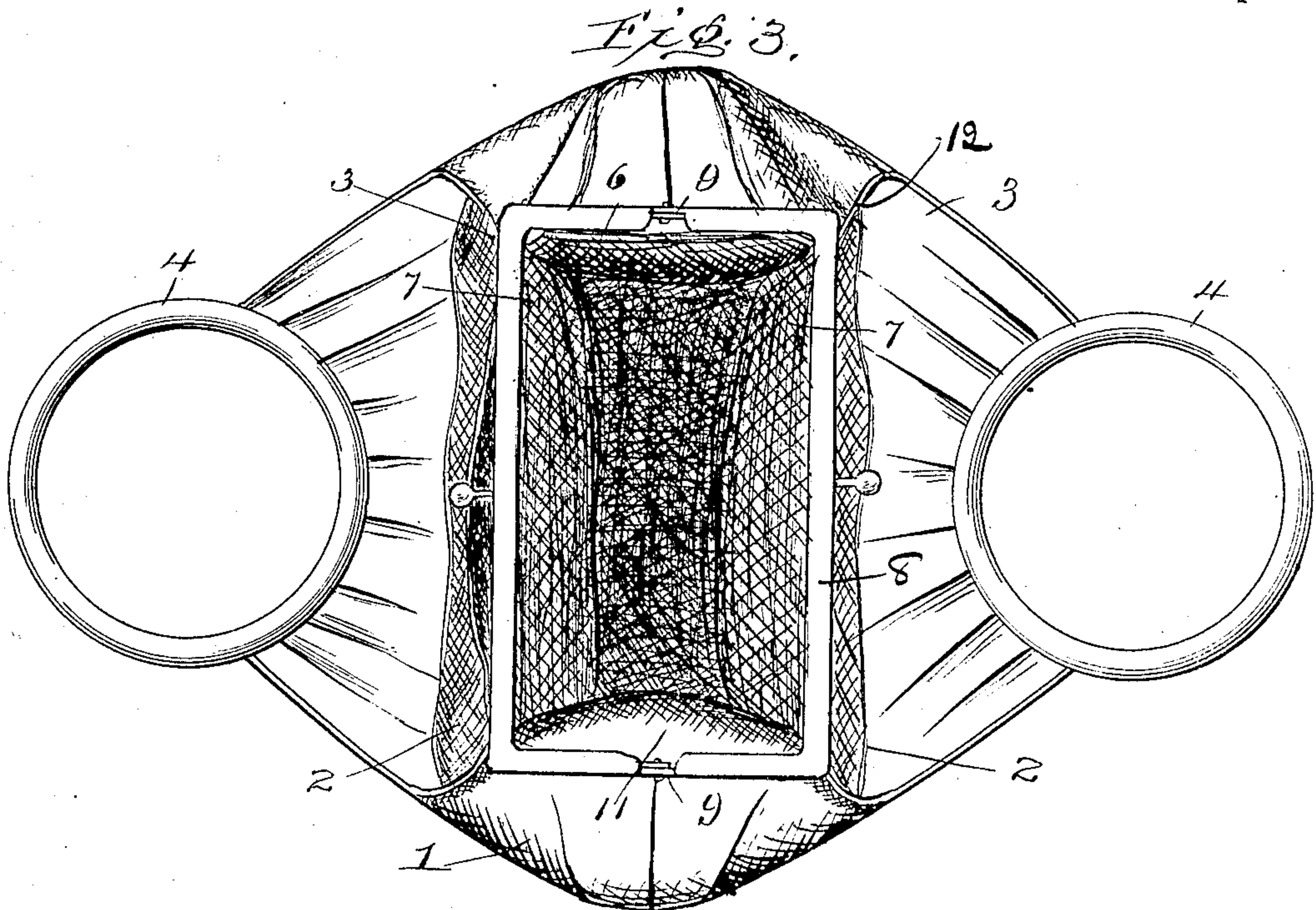
PATENTED APR. 21, 1908.

F. L. KIRK.

BAG.

APPLICATION FILED SEPT. 13, 1907.

2 SHEETS—SHEET 2.



Witnesses

*J. M. Fowler &  
W. L. Kitchin*

Inventor

*Frank L. Kirk.*

By

*Mason F. Smith & Lawrence,  
his Attorneys*



# UNITED STATES PATENT OFFICE.

FRANK L. KIRK, OF NEW YORK, N. Y., ASSIGNOR TO THE GORHAM COMPANY, OF NEW YORK, N. Y., A CORPORATION OF NEW YORK.

## BAG.

No. 885,488.

Specification of Letters Patent.

Patented April 21, 1908.

Application filed September 13, 1907. Serial No. 392,712.

*To all whom it may concern:*

Be it known that I, FRANK L. KIRK, a citizen of the United States, residing at New York, in the county of New York and State of New York, have invented certain new and useful Improvements in Bags; and I do hereby declare the following to be a full, clear, and exact description of the invention, such as will enable others skilled in the art to which it appertains to make and use the same.

My invention relates to improvements in bags and particularly ladies hand bags and it consists of certain novel constructions, combinations and arrangements of parts as will be hereinafter fully described and claimed.

In the accompanying drawings:—Figure 1 is a perspective view of my improved bag, showing the same in a partially open condition. Fig. 2 is an end view of the same. Fig. 3 is a top plan view of the same in a completely open condition, and Fig. 4 is a side elevation of the same.

1 in the drawings represents the body portion of a ladies or other hand bag, the same being constructed and arranged to form two side pockets 2 open at the top and closed at the bottom, ends and sides. The outer sides 3 are somewhat reduced in width toward their upper ends and are provided with a ring 4 which when brought together constitute a suitable handle designed to receive the arm or to be grasped by the person carrying the bag and which, when the rings are brought together, holds the sides 3 of the bag in a substantially closed condition. By releasing the grasp on either of the rings constituting the handle access may be had to either of said pockets 2 or to the inner pocket 6 which is formed intermediate to said pockets 2 by the inner walls 7 of the side pockets 2. The inner walls 7 are provided with angular shaped frames 8 which are hinged at 9 and provided with suitable catches 10 for holding the inner pocket in a locked condition. The end walls 11 of the side pockets 2 are formed with a crease or bend 12 and their inner edges are connected with the ends of the angular frames 8 of the inner pocket, at both ends of the bag.

The side walls 3 are extended a considerable distance above the upper edge of the inner pocket as clearly shown in the drawings and are left unattached so that access may be readily had, if desired, to the interior of the bag, by thrusting the hand between the unattached portions of said side walls. Access, however, is facilitated by releasing the grasp of one of the hand holds and allowing the same to drop down of its own weight. The inner pocket will be found very convenient for carrying a handkerchief, manicuring articles, and small packages as well as a pocket-book, while the outer pockets may be used for carrying a card case and other articles.

When it is desired to get access to either of the side pockets 2 or to the inner pocket 6, it is only necessary to release the grasp on one of the handles 4 and allow it to drop down of its own weight whereupon the hand may be slipped into either of the side pockets 2, or into the middle pocket. Access may be readily had to the inner pocket 6 by simply releasing the catch 10.

Any suitable form of catch may be employed instead of that specifically shown and indicated as 10 and any suitable form of handle may be employed, the essential feature of the handle being that it comprises two members one of which is attached to a side of the bag and both members adapted to be brought together and held in a closed position, and access had to the interior of the bag at the end thereof or by releasing one of the members constituting a part of the handles.

What I claim is:—

1. A bag comprising a body portion consisting of a plurality of inner and outer walls forming side pockets, means for connecting the inner walls at their upper edges, thereby forming a central receptacle, upwardly projecting flexible extensions on the side walls, provided with handles, and constituting covers for the side pockets, said extensions spaced apart at the ends of the bag when the handles are in contact, thereby forming an extra closure or compartment above the central receptacle through which the latter and the side pockets are accessible while the handles remain in contact, and lateral extensions on the edges of the side walls proper, said lateral extensions connected with each other and constituting the ends of the central receptacle and of the side pockets.

2. A bag comprising a body portion consisting of a plurality of inner and outer walls forming side pockets, a locking device for connecting the inner walls at their upper

edges, thereby forming a central receptacle,  
upwardly projecting flexible extensions on  
the side walls, provided with handles, and  
constituting covers for the side pockets, said  
5 extensions spaced apart at the ends of the  
bag when the handles are in contact, thereby  
forming an extra closure or compartment  
above the central receptacle and side pockets  
through which said receptacle and pockets  
10 are accessible while the handles remain in  
contact, and lateral extensions on the edges of

the side walls proper, said lateral extensions  
connected with each other and constituting  
the ends of the central receptacle and of the  
side pockets. 15

In testimony whereof I affix my signature  
in presence of two witnesses.

FRANK L. KIRK.

Witnesses:

NELLIE LOVE,  
HUGO MOCK.