

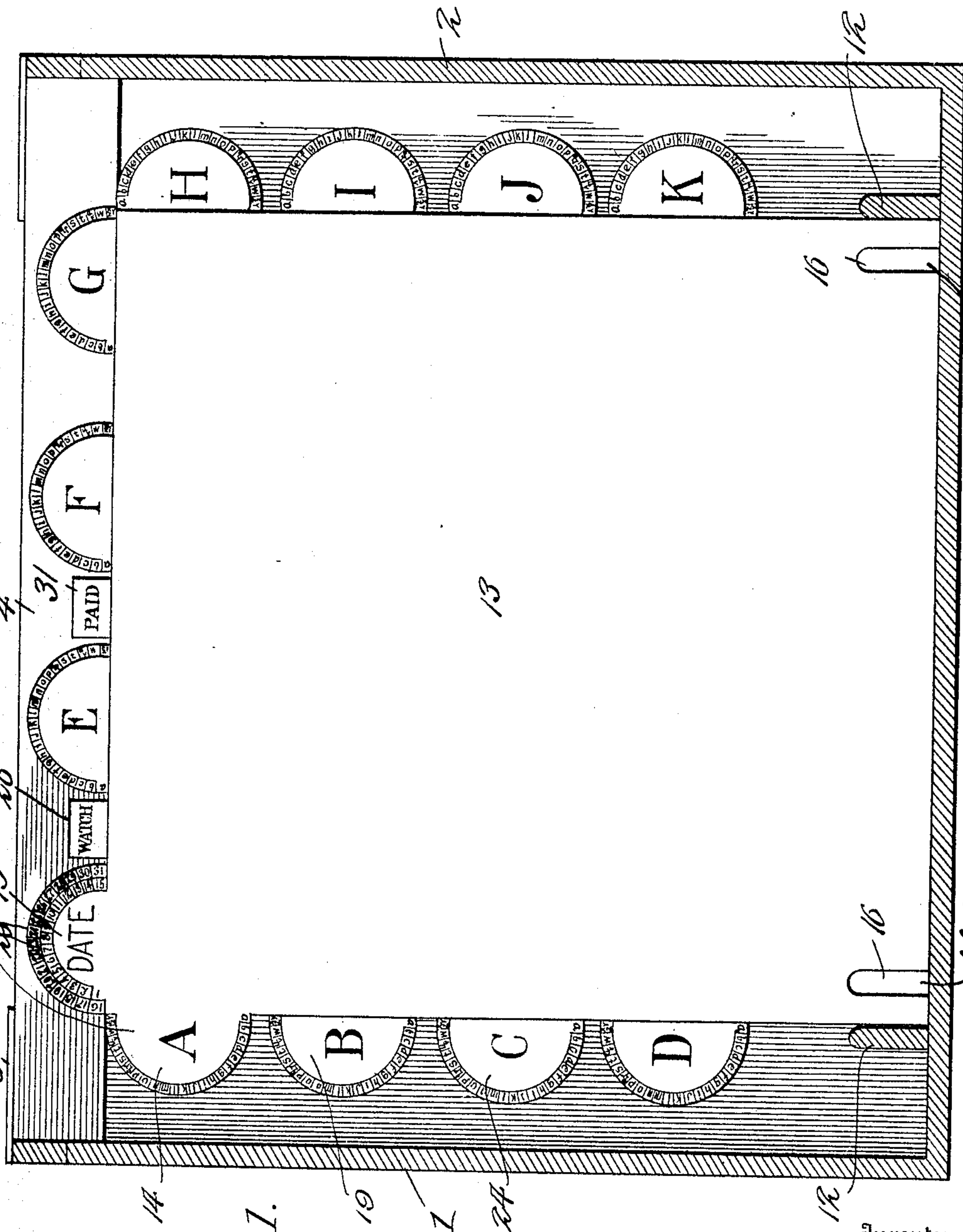
PATENTED APR. 21, 1908.

P. B. JOHNSON.

LEDGER FILE.

APPLICATION FILED OCT. 18, 1907.

3 SHEETS—SHEET 1.



Inventor

Presley B. Johnson

၁၆၂

Victor J. Evans

Attorney

Witnesses

F. A. Knapp.

Fig. 1.

Fig. 3, and
cards 27, Fig. 6,
behind them.

An index card 13 with two tabs 14, 15 is provided at the front of each alphabetical group. The respective tabs have all the letters of the alphabet and numerals for all

(Slots 16 enable a guide card to be moved to the right or left when a bill is withdrawn from in front of the same.

PATENTED APR. 21, 1908.

LEDGER FILE.

APPLICATION FILED OCT. 18, 1907.

3 SHEETS—SHEET 2.

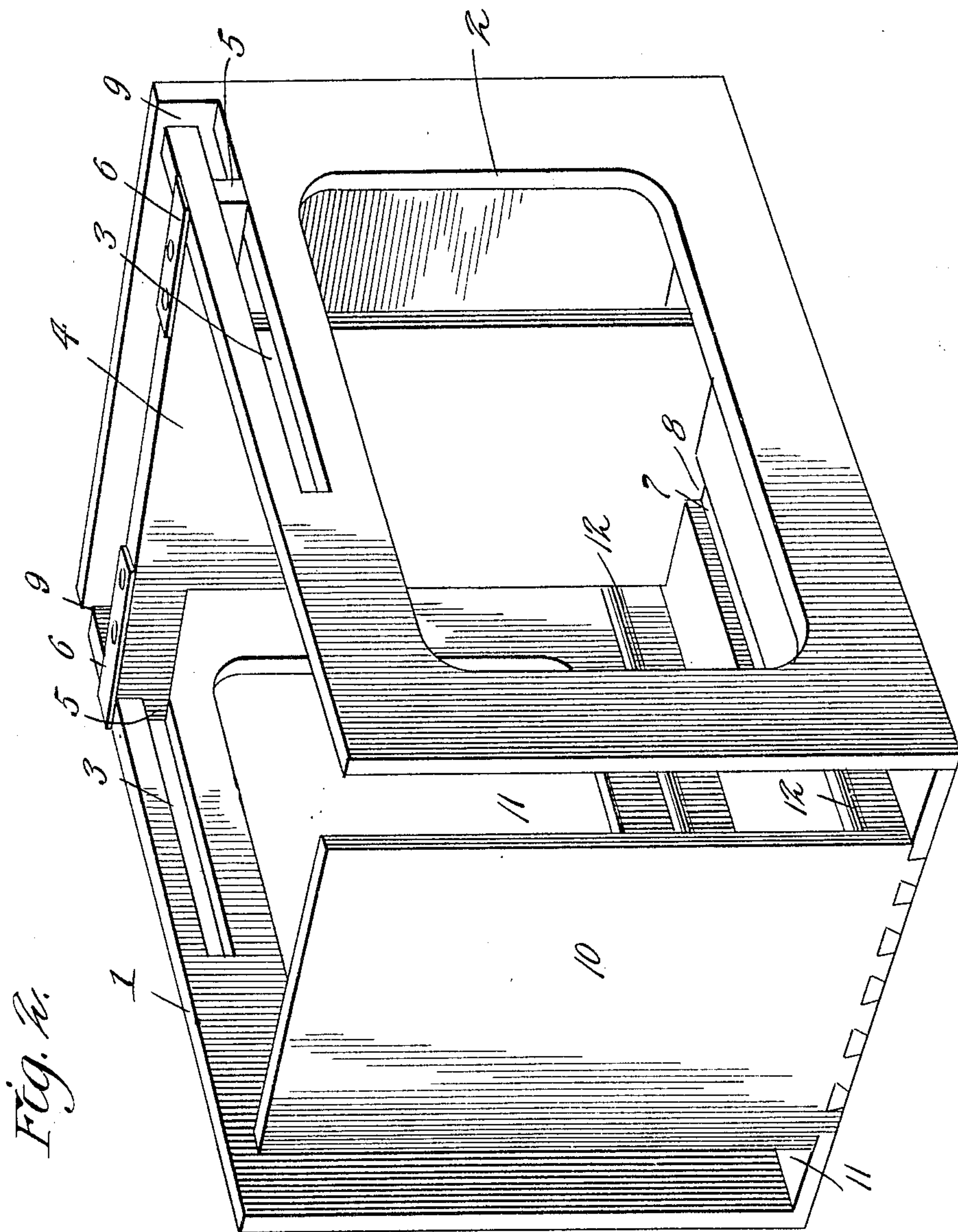


Fig. 2.

Witnesses
Geo. Adema Jr.
P. B. Bump

Inventor

Presley B. Johnson

By *Victor J. Evans*

Attorney

No. 885,482.

PATENTED APR. 21, 1908.

P. B. JOHNSON.
LEDGER FILE.

APPLICATION FILED OCT. 18, 1907.

3 SHEETS—SHEET 3.

Fig. 3.

Fig. 4.



"Ledger" cards placed behind date cards as guides for the bills payable (account slips) (May substitute loose leaf ledger sheets for these ledger guides and account slips)

Set of date cards for each day of the month, used as guides for filing bills payable on different days.

Witnesses
W. H. Schmitt
E. R. Bunker



One of these cards in a box, also "Unpaid" card



Inventor
Presley B. Johnson
By *Victor J. Evans*
Attorney

UNITED STATES PATENT OFFICE.

PRESLEY B. JOHNSON, OF BERKELEY, CALIFORNIA.

LEDGER-FILE.

No. 885,482.

Specification of Letters Patent.

Patented April 21, 1908.

Application filed October 18, 1907. Serial No. 398,125.

To all whom it may concern:

Be it known that I, PRESLEY B. JOHNSON, a citizen of the United States, residing at Berkeley, in the county of Alameda and State of California, have invented new and useful Improvements in Ledger-Files, of which the following is a specification.

This invention relates to ledger card systems, and one of the principal objects of the same is to provide a series of cards having lettered tabs arranged in a manner to instantly give access to any account required.

Another object of the invention is to provide a box or holder for index cards and for an arrangement of cards within the box by means of which access is readily had to the paid or unpaid bills under any name whatever.

These and other objects may be attained by means of the construction illustrated in the accompanying drawings in which

Figure 1 is a transverse sectional view through the file box and showing one of the cards in place therein. Fig. 2 is a perspective view of the box for containing the cards. Fig. 3 is a perspective view of the corner portions of two cards arranged in accordance with my invention. Fig. 4 is a similar view of another card which I use in my system. Fig. 5 is a view similar to Fig. 3 showing the arrangement of two of the date cards. Fig. 6 is a view similar to Fig. 4 showing one of the settlement cards.

Referring to the drawings for a more specific description of my invention the numeral 1 designates the box for containing the cards. The sides of the box are provided with openings 2 and above the openings the sides are slotted from near their rear ends forwardly as at 3. The sliding member 4 is provided with outwardly projecting lugs 5 fitted to slide in the slots 3 and keeper plates 6 secured to said slide and bearing upon the upper edges of the sides of the box. A groove 7 in the bottom of the box accommodates the lug 8 on the lower side of the slide. A vertical slot 9 permits the removal of the slide when pushed back against the rear side of the box. The front 10 of the box is secured to the bottom and spaces 11 are provided at opposite sides of said front. The width of the front and of the slide 4 is substantially the same. Longitudinal ribs 12 extend from the front 10 to the back of the box for a purpose which will presently appear.

The index cards 13 are each provided with semicircular tabs 14, each containing a letter of the alphabet and around the outer edge of the tab the entire alphabet is indicated thereon. Each index card is also provided with a date tab 15, said date tab having the word "Date" thereon and numerals arranged thereon from 1 to 31. The lower edge of the cards are each provided with a slot 16 designed for the purpose of moving one of the cards towards the right or left to engage one of the ribs 12 whenever required. There are supposed to be used two boxes, one for containing the cards from A to K and the other box for containing the cards from L to Z, the arrangement being substantially the same in each box. Arranged in the box is a series of cards, each card having a tab similar to the tab 14 but containing only the alphabetical letter and a small tab or point containing one of the letters of the alphabet. These cards are arranged with the letters in alinement with the front card.

Referring to Fig. 3 it will be seen that the card 17 is provided with a tab 18 which is immediately behind the tab 19 on the card 13. On the tab 18 is a point 20 having the letter W indicated thereon and this point is in alinement with the W on the tab 19. The letters "ro" are indicated on the tab 18. The card 21 is provided with a tab 22 having a point 23 with the letter W thereon, said W also being in line with the W on tab 24 on card 13.

As shown in Fig. 4 there is a card 25 having a tab 26 thereon, on which is printed the word "Watch".

Referring to Fig. 5 in which two date cards 27 are shown, the tabs 28 are provided with points 29, upon which two dates are indicated, said dates being in alinement with the dates on the tab 15 on the card 13.

Referring to Fig. 6 a card 30 provided with a tab 31 contains the word "Paid". Another card of this same character is provided with a tab containing the word "Unpaid."

It will be understood that there are a series of cards like 17 with tabs each containing the letter B and each one of said cards containing a small point like 20 having one of the letters of the alphabet thereon. Also that there are a series of cards each containing a date from 1 to 31 together with the settlement cards containing the words "Paid" and "Unpaid" and a card containing the word "Watch" in each of the boxes.

Should the account of a customer named Brown be desired, by looking back of the tab 19 a tab will be found with a small point 20 having the letter W thereon which is the 5 fourth letter in the name Brown, while on the face of the tab will appear the letters "ro". This will instantly give access to the account of Brown. All other names will be similarly accessible. Bills payable upon a certain 10 date will be arranged between the date cards or next to the date upon which the bill is payable. If the bill has been paid before this date the settlement card 30 will be placed immediately behind the bill, and if 15 unpaid the card marked "Unpaid" will be arranged immediately behind the bill. Accounts of doubtful character are placed in front of the card "Watch." This arrangement and use of the date cards will not inter- 20 fere with the alphabetical arrangement of the index cards, owing to the location of the date tab. When a bill is withdrawn from a certain place the card back of the bill may be moved to the right or left so that the slot 16 25 will engage the rib 12, thus indicating the place from which the bill has been withdrawn.

From the foregoing it will be obvious that a ledger card system made in accordance with my invention will be found very con- 30 venient for all kinds of business and with a very little practice a person will be able to immediately locate an account and to ascertain whether an account has been paid upon the date it falls due.

35 My invention may also be used as an index filing system as well as for a ledger card system; and loose leaf ledger sheets may be utilized instead of the ledger cards where it is desired to use my invention as a loose leaf 40 ledger.

Having thus fully described the invention what is claimed as new is:

1. In a ledger card system, a container for cards, and cards cut to fit in said container, 45 said cards comprising index cards, each of such index cards having a projecting tab

portion of semi-circular outline having printed thereon a letter of the alphabet and also the entire alphabet arranged adjacent to the outer edge of the tab and a second tab por- 50 tion having the word "Date" and the numbers from 1 to 31 printed thereon, a series of sets of subject matter cards arranged one set for each index card, each card of a set having a tab portion positioned to aline with the 55 letter tab of the index card and provided with a projection from such tab to aline with one of the letters of the alphabet printed adjacent to the edge of the tab of such index card, and a series of date cards having tabs 60 and projections therefrom arranged to aline with the numerals of the date tabs of the index cards.

2. In a ledger card system, a container for cards, and cards cut to fit in said container, 65 said cards comprising index cards, each of such index cards having a projecting tab portion of semicircular outline having printed thereon a letter of the alphabet and also the entire alphabet arranged adjacent the outer 70 edge of the tab and a second tab portion having the word "Date" and the numbers from 1 to 31 printed thereon, a series of sets of subject matter cards arranged one set for each index card, each card of a set having a 75 tab portion positioned to aline with the letter tab of the index card and provided with a projection from such tab to aline with one of the letters of the alphabet printed adjacent the edge of the tab of such index card, a 80 series of date cards having tabs and projections therefrom arranged to aline with the numerals on the date tabs of the index cards, and cards to indicate paid bills and bills of doubtful character. 85

In testimony whereof I affix my signature in presence of two witnesses.

PRESLEY B. JOHNSON.

Witnesses:

ADRIAN VIS,
H. M. STRONG.