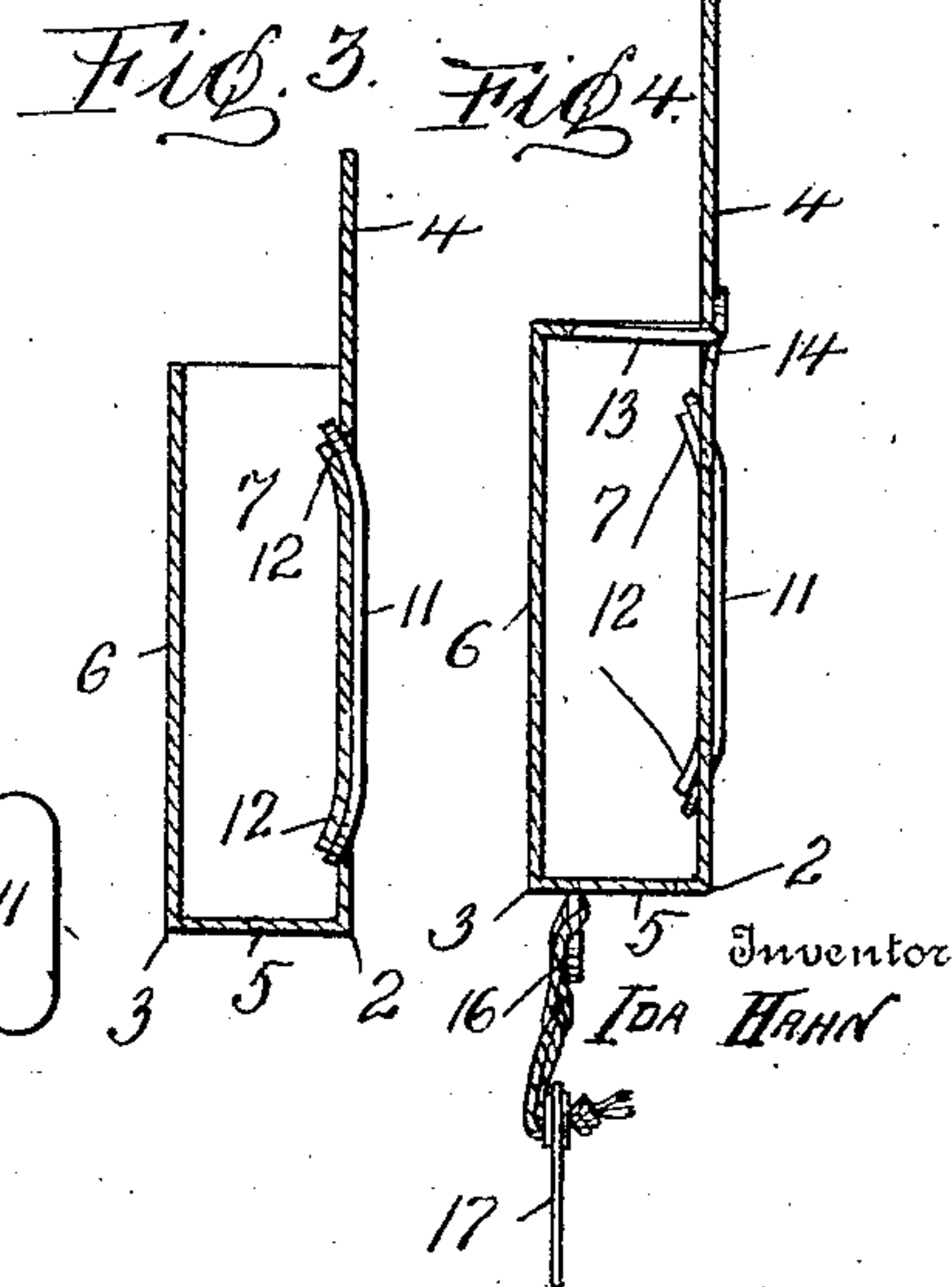
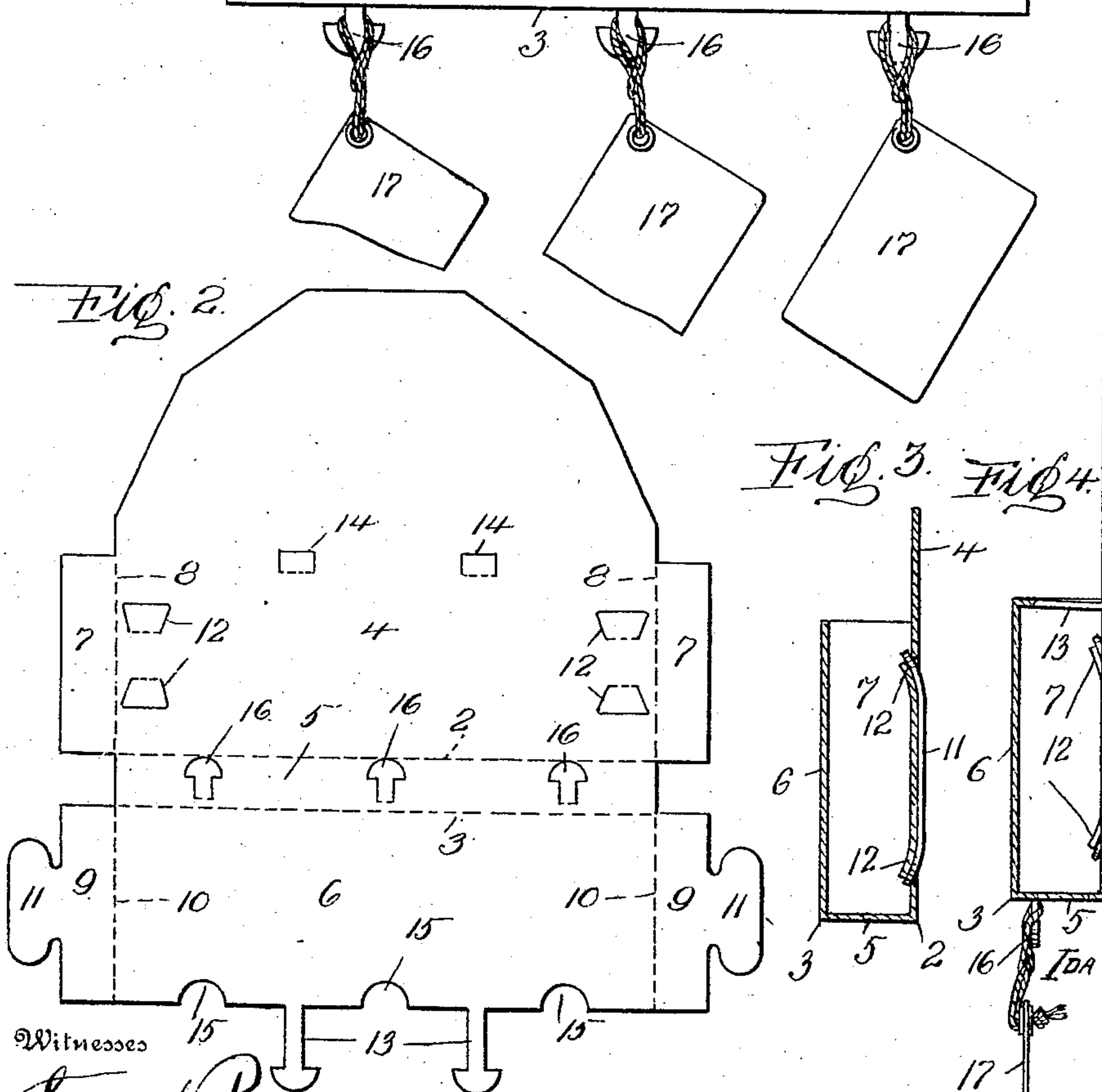
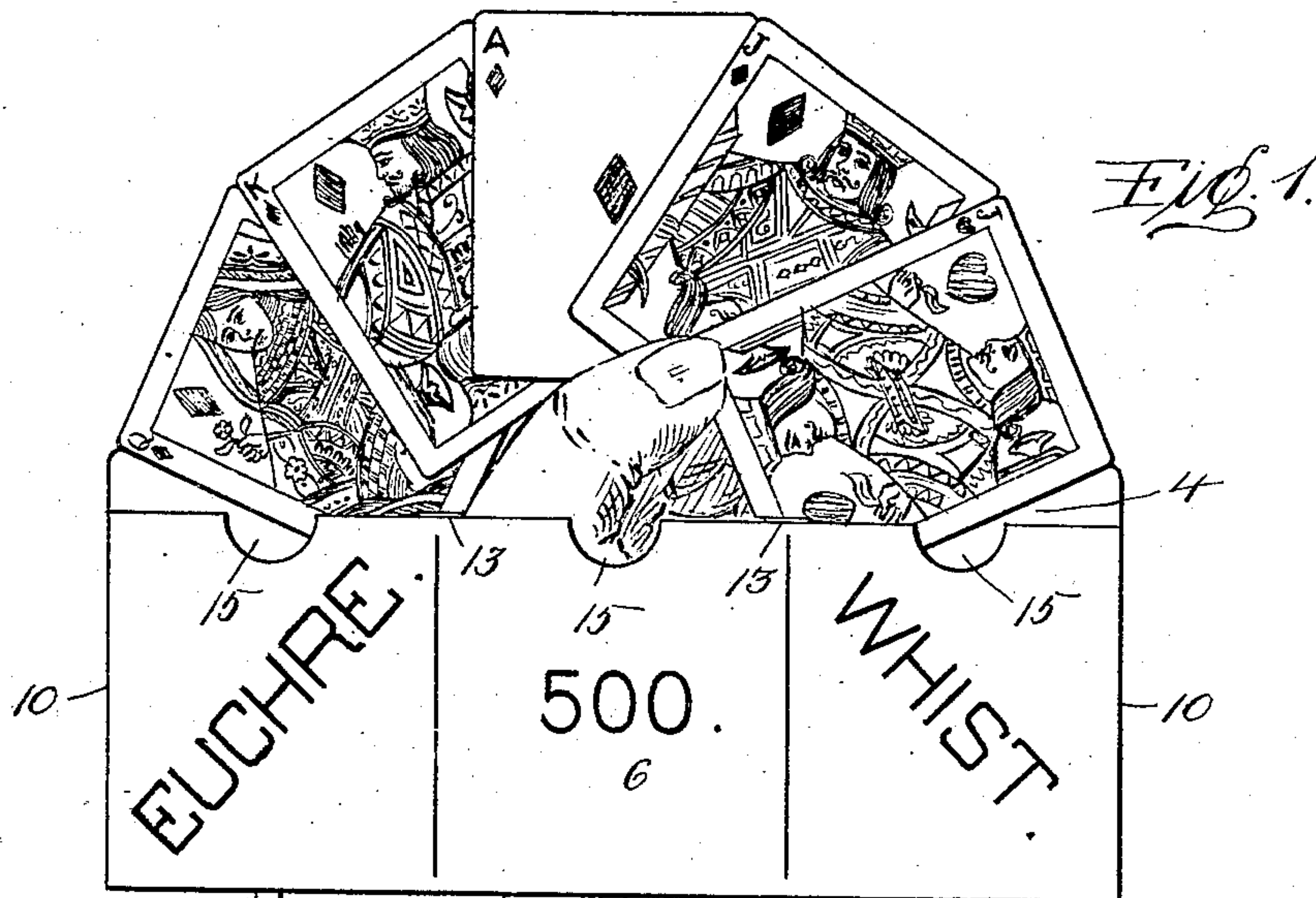


No. 884,149.

PATENTED APR. 7, 1908.

I. HAHN.
CARD RACK.

APPLICATION FILED DEC. 10, 1907.



Witnesses

Samuel Payne.

W. H. Butler

ॐ५

J. C. Everett

Attorneys

THE NORRIS PETERS CO., WASHINGTON, D. C.

UNITED STATES PATENT OFFICE.

IDA HAHN, OF PITTSBURG, PENNSYLVANIA.

CARD-RACK.

No. 884,149.

Specification of Letters Patent.

Patented April 7, 1908.

Application filed December 10, 1907. Serial No. 405,868.

To all whom it may concern:

Be it known that I, IDA HAHN, a citizen of the United States of America, residing at Pittsburg, in the county of Allegheny and State of Pennsylvania, have invented certain new and useful Improvements in Card-Racks, of which the following is a specification, reference being had therein to the accompanying drawing.

10 This invention relates to card racks, and the primary object of the invention is to provide a novel rack or holder for playing cards, score cards and similar articles used in a game of cards.

15 My card rack is constructed either to rest upon a suitable support or to be suspended from a wall or similar support. It is also constructed whereby it can be folded, placed in a suitable envelop or inclosure and transmitted through the mail. To this end, I construct the rack or holder of paper, paperoid, or a strong and durable material, light in weight. The rack or holder can be suitably ornamented to present a neat and attractive appearance in accordance with one's esthetic taste.

The detail construction of the card rack will be presently described and then specifically pointed out in the claims.

30 In the drawings: Figure 1 is a front elevation of my rack, Fig. 2 is a plan of the same knocked down, Fig. 3 is a cross sectional view illustrating the end locking means, and Fig. 4 is a similar view illustrating the partition holding means.

35 To put my invention into practice I use a piece of material which is bent as at 2 and 3 to form the back 4, the bottom 5 and the front 6 of a rack, the back 4 being of a greater height than the front whereby the same can be decorated to represent a hand of cards or any suitable design.

45 The back is provided with end flaps 7 adapted to be bent at the dotted lines 8, these end flaps being retained at right angles to the back 4 by fastening flaps 9 carried by the front 6 of the rack and bent upon the dotted lines 10 to overlap the end flaps 7. The fastening flaps 9 carry T-shaped tongues

11 adapted to have their ends inserted in slits 12 provided therefor in the back 4 of the rack. In order to secure the fastening tongues it is necessary to bend the same at right angles to the fastening flaps and insert the ends of said tongues in the slits 12.

55 The edge of the front 6 is provided with two headed tongues 13, these tongues serving functionally as partitions for dividing the rack into three compartments. The tongues 13 have their heads fastened to the back 4 of the rack by virtue of slits 14 through which the tongues extend. The edge of the front 6 is also cut away as at 15 to permit of a pack of cards (not shown) being easily removed from the compartments of the rack. Upon the front 6 can be printed the names of the decks of cards supported by the rack, or any suitable literature.

70 The bottom 5 of the rack is cut to provide headed tabs 16 which are bent downwardly to serve functionally as hooks, these tabs being adapted to support score cards 17. When the card rack or holder is to be transmitted through the mail or folded into a small parcel, the bottom 5 and the front 6 are folded upon the back 4. The card rack or holder in its entirety is simple and inexpensive and can be readily used for advertisement purposes.

80 Such variations in the structural details of the invention as are permissible by the appended claims can be resorted to without departing from the scope of the invention.

Having now described my invention what I claim as new, is:—

85 1. A card rack having a slitted back, end flaps, an integral bottom and front, fastening flaps carried by the front of said rack and adapted to overlap said end flaps, tongues carried by said fastening flaps and adapted to enter some of the slits of the back of said rack, tongues carried by the edge of the front of the rack and adapted to enter the other slit of the back of said rack, and tabs carried by the bottom of said rack, substantially as described.

90 2. A card rack having a slitted back, a bottom, a front, overlapping end flaps,

tongues carried by said front and adapted to engage said slitted back, and tabs carried by the bottom of said rack.

3. A card rack comprising a back, a fold-
5 able bottom and front, end flaps, means for securing said end flaps together, and integral tabs carried by the bottom of said rack.

4. A card rack comprising a back, a bottom, a front, means to secure said front to

the back of said rack, tongues carried by said 10 front for partitioning said rack, and tabs carried by the bottom of said rack.

In testimony whereof I affix my signature in the presence of two witnesses.

IDA HAHN.

Witnesses:

MAX H. SROLOVITZ,

A. J. TRIGG.