

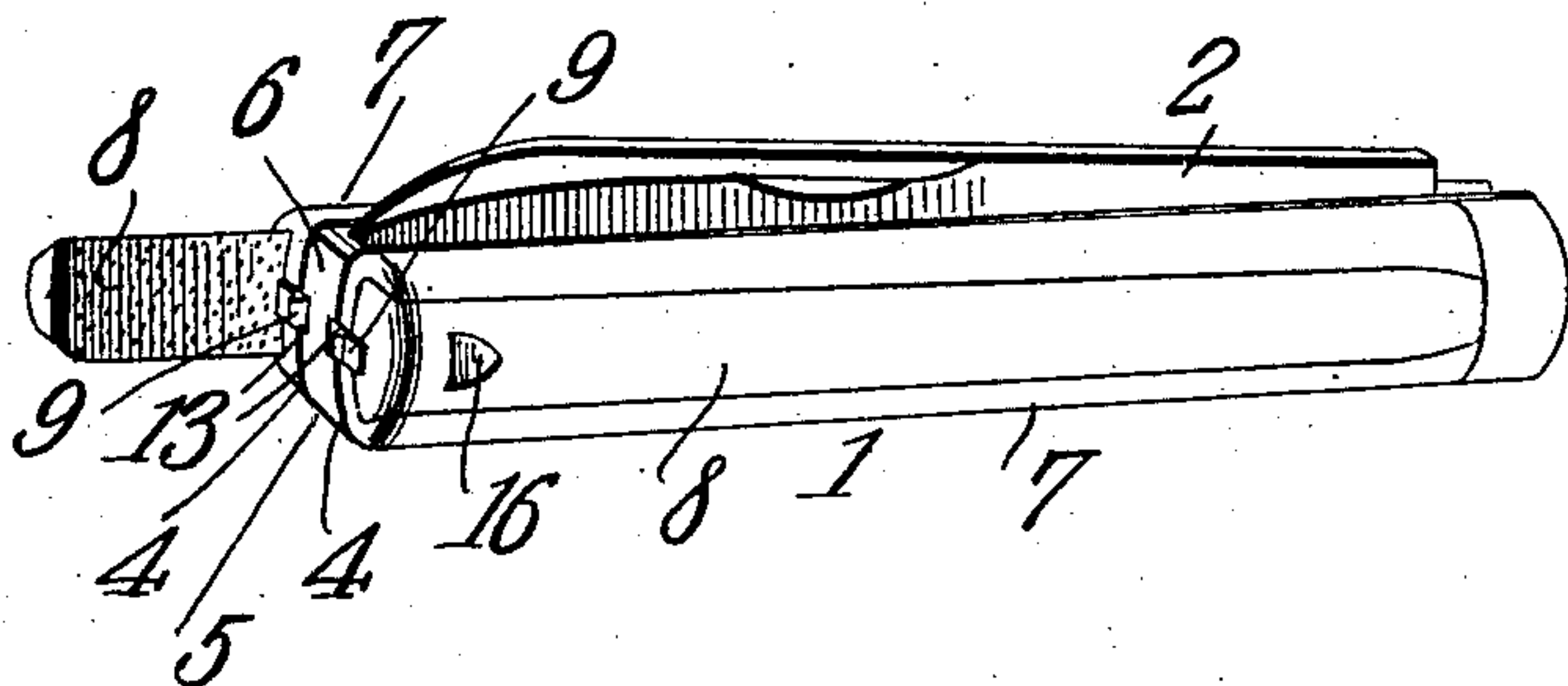
No. 884,030.

PATENTED APR. 7, 1908.

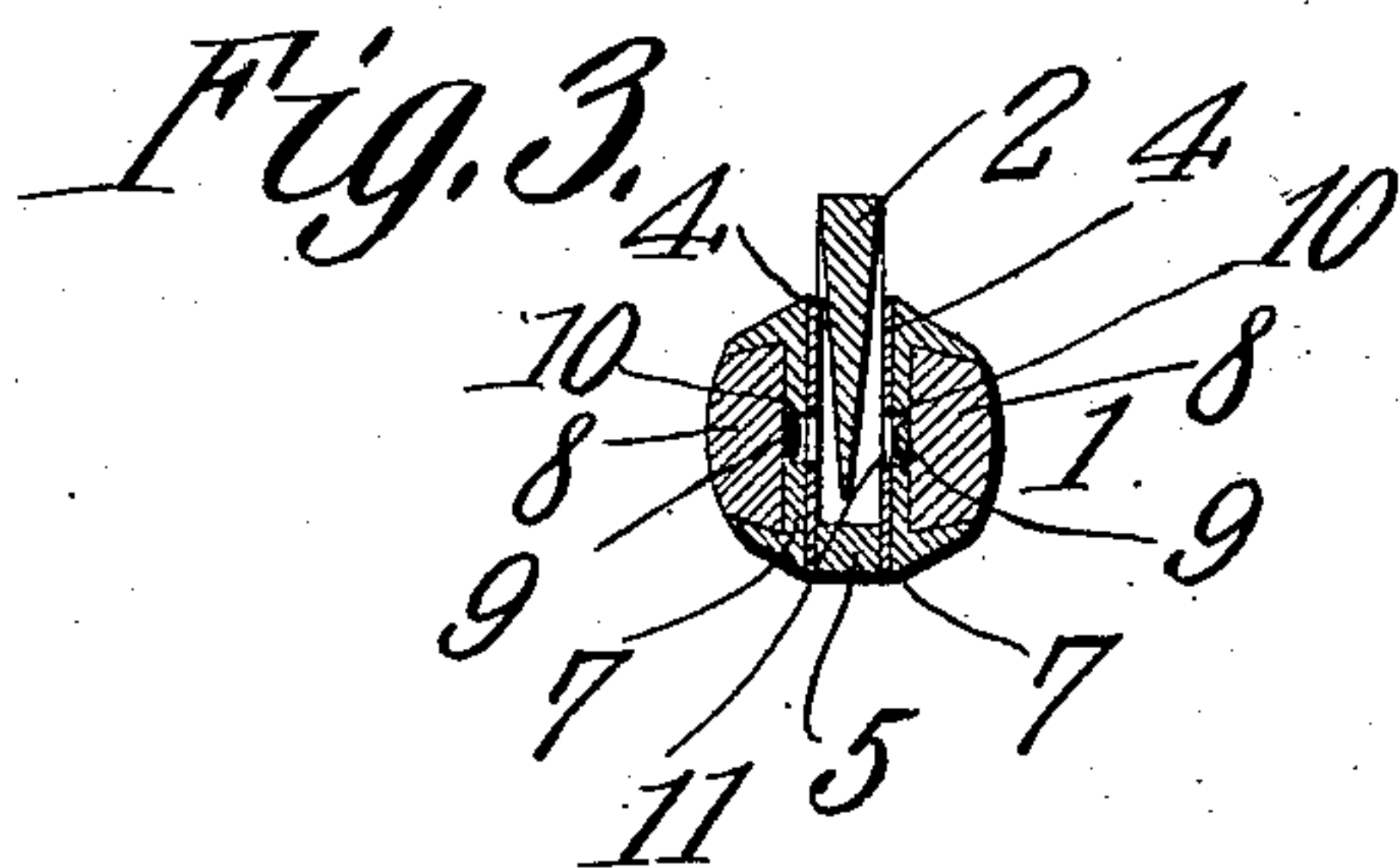
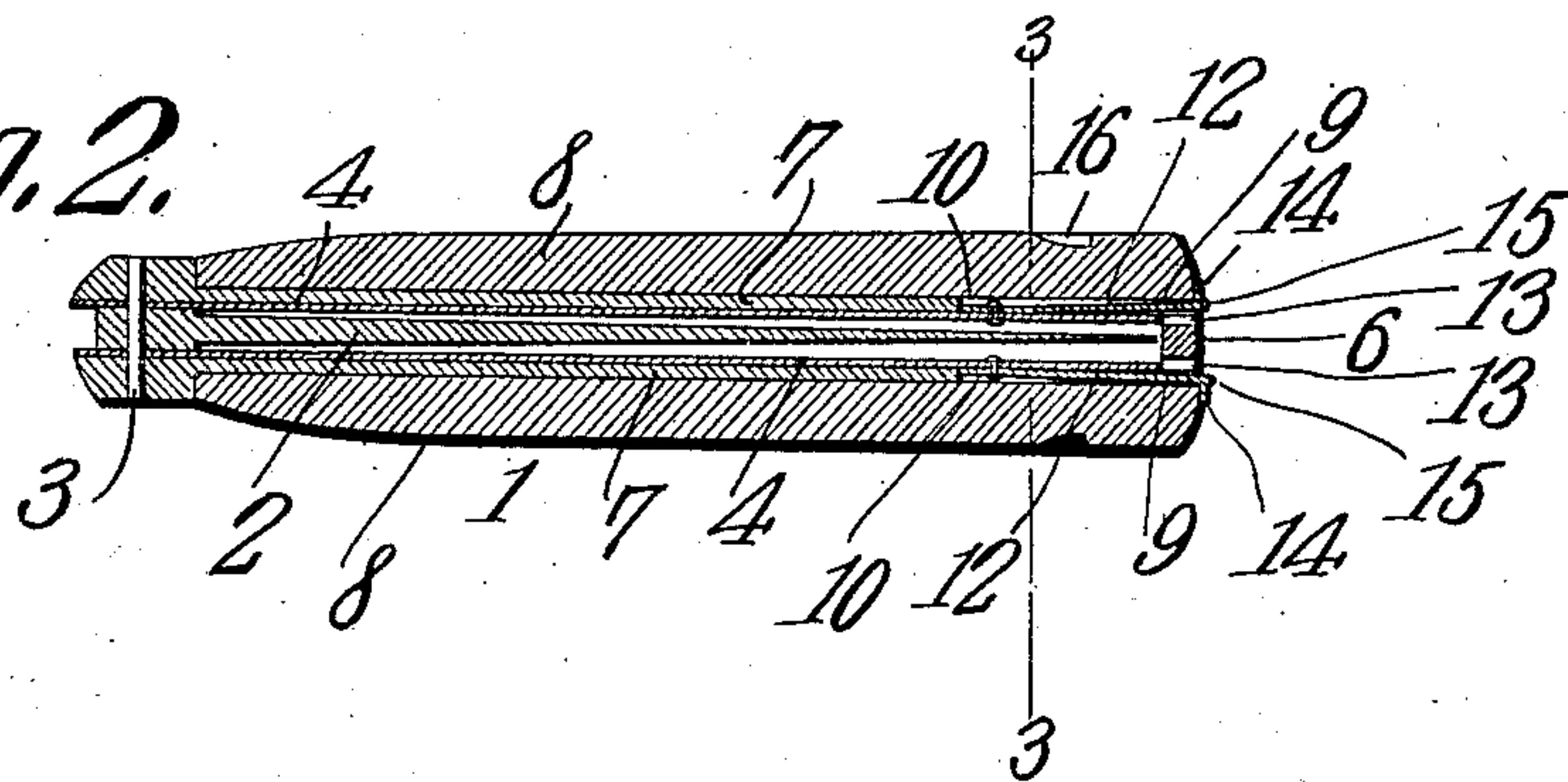
W. I. MORTON.  
KNIFE HANDLE.

APPLICATION FILED NOV. 15, 1907.

*Fig. 1.*



*Fig. 2.*



*Wilford I. Morton.*

Inventor.

Witnesses

*E. J. Smith*  
*J. P. Hellingworth*

By

*C. A. Snow & Co.*

Attorneys



# UNITED STATES PATENT OFFICE.

WILFORD IRVING MORTON, OF BERWICK, NOVA SCOTIA, CANADA.

## KNIFE-HANDLE.

No. 884,030.

Specification of Letters Patent.

Patented April 7, 1908.

Application filed November 15, 1907. Serial No. 402,324.

*To all whom it may concern:*

Be it known that I, WILFORD IRVING MORTON, a subject of the King of England, residing at Berwick, in the Province of Nova Scotia and Dominion of Canada, have invented a new and useful Knife-Handle, of which the following is a specification.

This invention relates to an improvement in knives, the object of which is to provide the handles of pocket and other types of knives with means for sharpening the blades without in any way distorting or changing in any particular the accepted form of handle found on such knives as require sharpening. This purpose is accomplished by forming a groove in one or both sides of a knife handle, preferably dovetailed in cross section, and fit in the groove or grooves, a slip of sharpening or abrading material, either natural or artificial, and hold such slip or slips from falling; or being unintentionally withdrawn by one or more suitable spring catches.

In the accompanying drawing:—Figure 1 is a perspective view of a pocket knife closed with an abrading slip on each side of the handle. Fig. 2 is a longitudinal sectional view through the closed knife. Fig. 3 is a cross sectional view of the same on the line 3—3 of Fig. 2.

Similar reference numerals are used for the same parts on all the figures.

For the purpose of illustration, the invention is shown in the drawing as applied to a pocket knife, but it is to be understood that it may be used in connection with the handles of a great variety of knives.

In the present instance the numeral 1 designates the handle of a pocket knife and 2 the blade thereof pivoted to the handle at one end on a pin 3. The lining plates are indicated by 4, between which is the blade spring 5 turned up at 6 to close the butt end of the handle. Fastened to the outside of each lining plate is a cheek plate 7, longitudinally grooved from one end to, or nearly to, the other end for the reception of abrading or sharpening slips 8. The grooves are preferably although not necessarily made dovetailed in cross section to prevent the abrading slips from falling laterally out of their seats in the cheek-plates.

The abrading slips are locked in place each by a spring catch 9 seated in a slot 10 made in each cheek-plate 7 at the butt end of the

handle and riveted securely to the lining plate 4 on its respective side of the handle. To permit full movement of the spring catches 9, the lining plates 4 are cut immediately below the springs as indicated at 11 and the part bent inward in the form of a tongue 12 as in Fig. 2 or entirely removed as in Fig. 3. The upstanding end 6 of the blade spring 5 is notched on either side as at 13 to give free play to the spring catches. Each catch 9 has a lateral projection 14 on its outer end to engage behind an abrading slip 8 and prevent it sliding from its seat, but when it is desired to remove the slip, the finger or thumb nail on one hand retracts the spring by engaging a slight protuberance 15 thereon and withdraws the slip by a finger nail on the other hand engaging a notch 16 on the outer side of the slip.

The abrading slip 8 is made of whetstone or of any natural or artificial abrading substance suitable for the purpose, cut or molded to fit the slot in the handle and finished externally in any desired manner, plain or ornamental, as suits the taste, or the nature of the substance will permit. When two abrading slips are used, as in the drawing, they may be of different substances and of different degrees of fineness suited to the purpose for which the knife is intended. Under certain circumstances but one slip will be required, in which case the opposite cheek-plate will be made in the usual manner.

Having thus fully described the invention what is claimed is:—

1. A knife handle having a longitudinal groove in one side open at one end, a slip of sharpening or abrading material shaped to fit said groove and removable therefrom at said open end, and means for fastening said slip in the groove.

2. A knife handle having its sides made of slips of sharpening or abrading material removable endwise therefrom, and means for positively locking said slips in the handle.

3. A knife handle having a dovetailed longitudinal-groove in one side, a removable sharpening or abrading slip shaped to fit said groove, and a spring catch at one end of said knife handle for retaining said slip in said groove.

4. A knife handle having a dovetailed longitudinally grooved cheek-plate on each side, two slips of sharpening or abrading

material of different qualities shaped to fit  
said dovetailed grooves, and a spring catch  
attached to each side of the knife handle  
having a lateral projection to engage the end  
5 of an abrading slip and hold the same in its  
groove.

In testimony that I claim the foregoing as

my own, I have hereto affixed my signature  
in the presence of two witnesses.

WILFORD IRVING MORTON.

Witnesses:

WILLIAM V. BROWN,  
LEMUEL BROWN.