

No. 884,019.

PATENTED APR. 7, 1908.

H. HERDEGEN.
PAPER FILE.

APPLICATION FILED MAY 16, 1907.

Fig. 1.

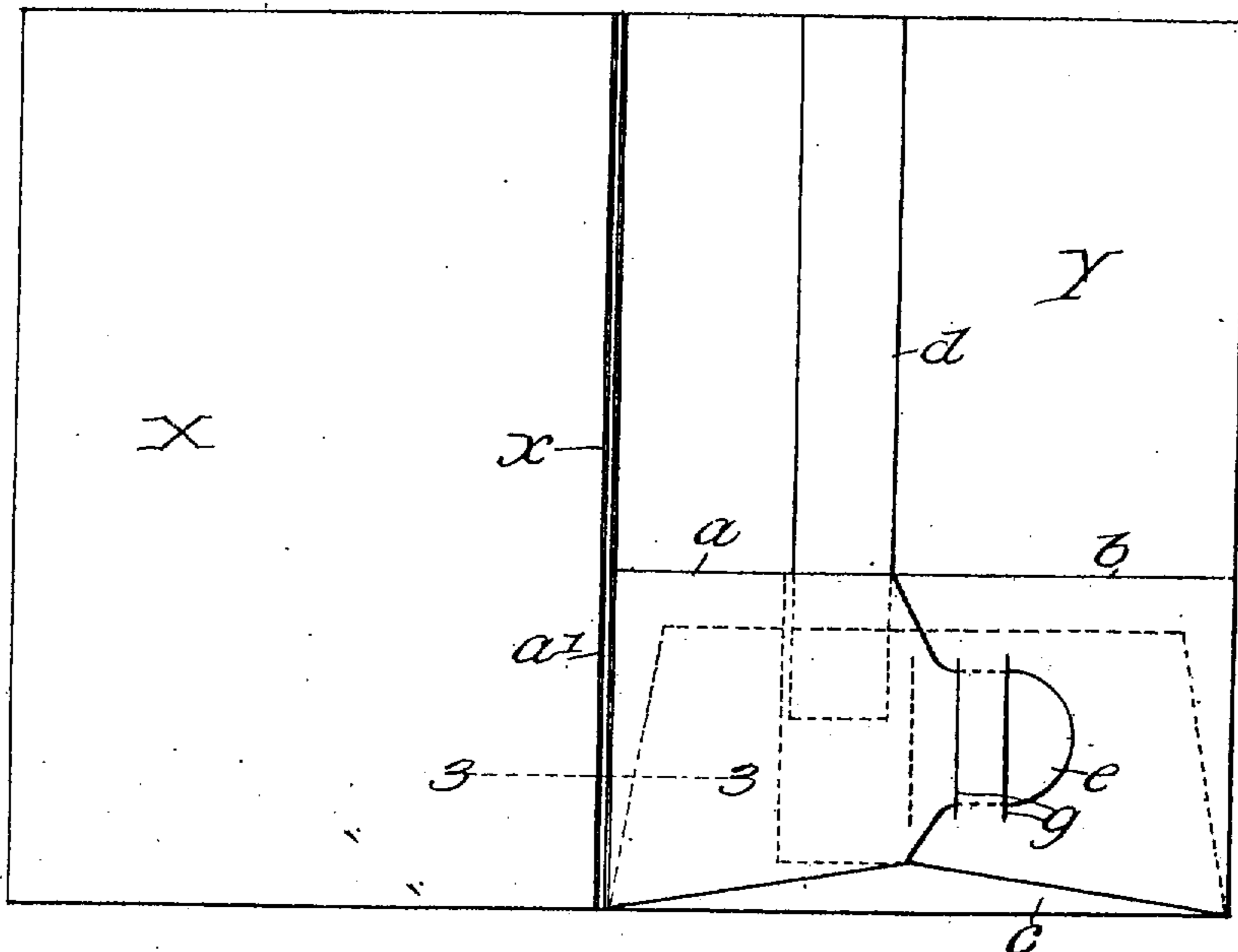


Fig. 3

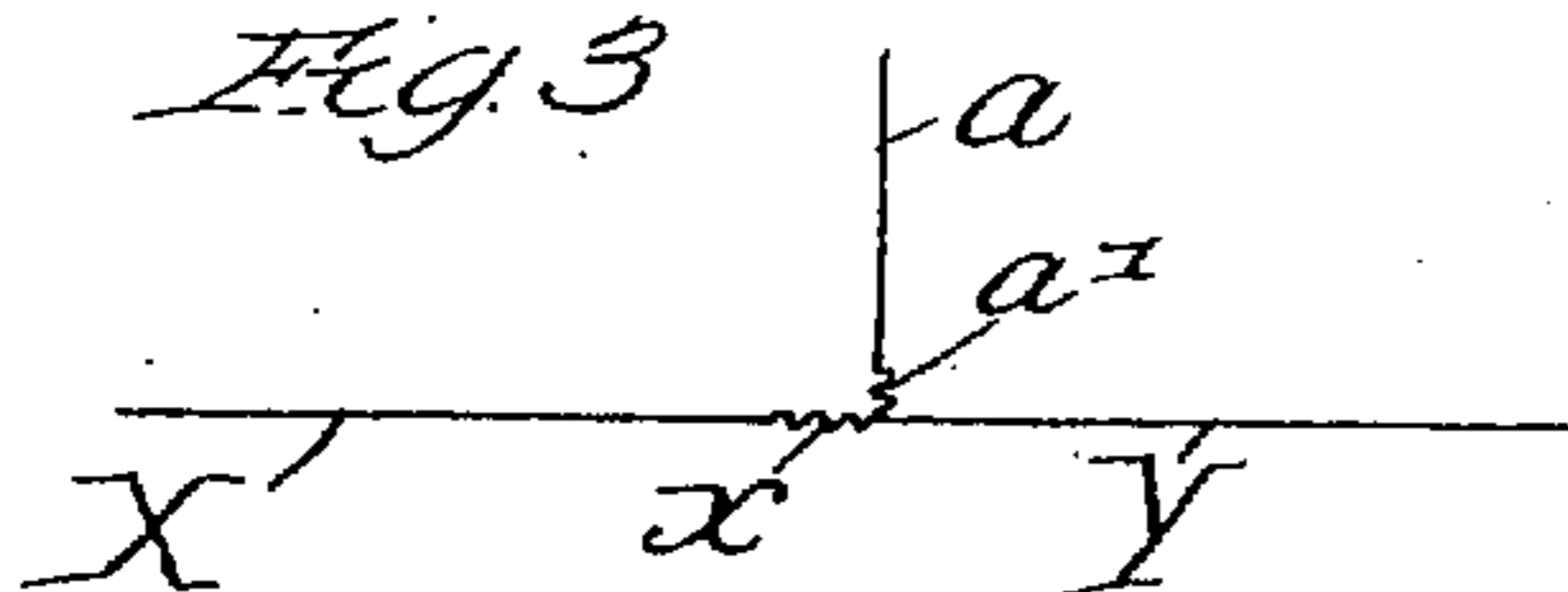
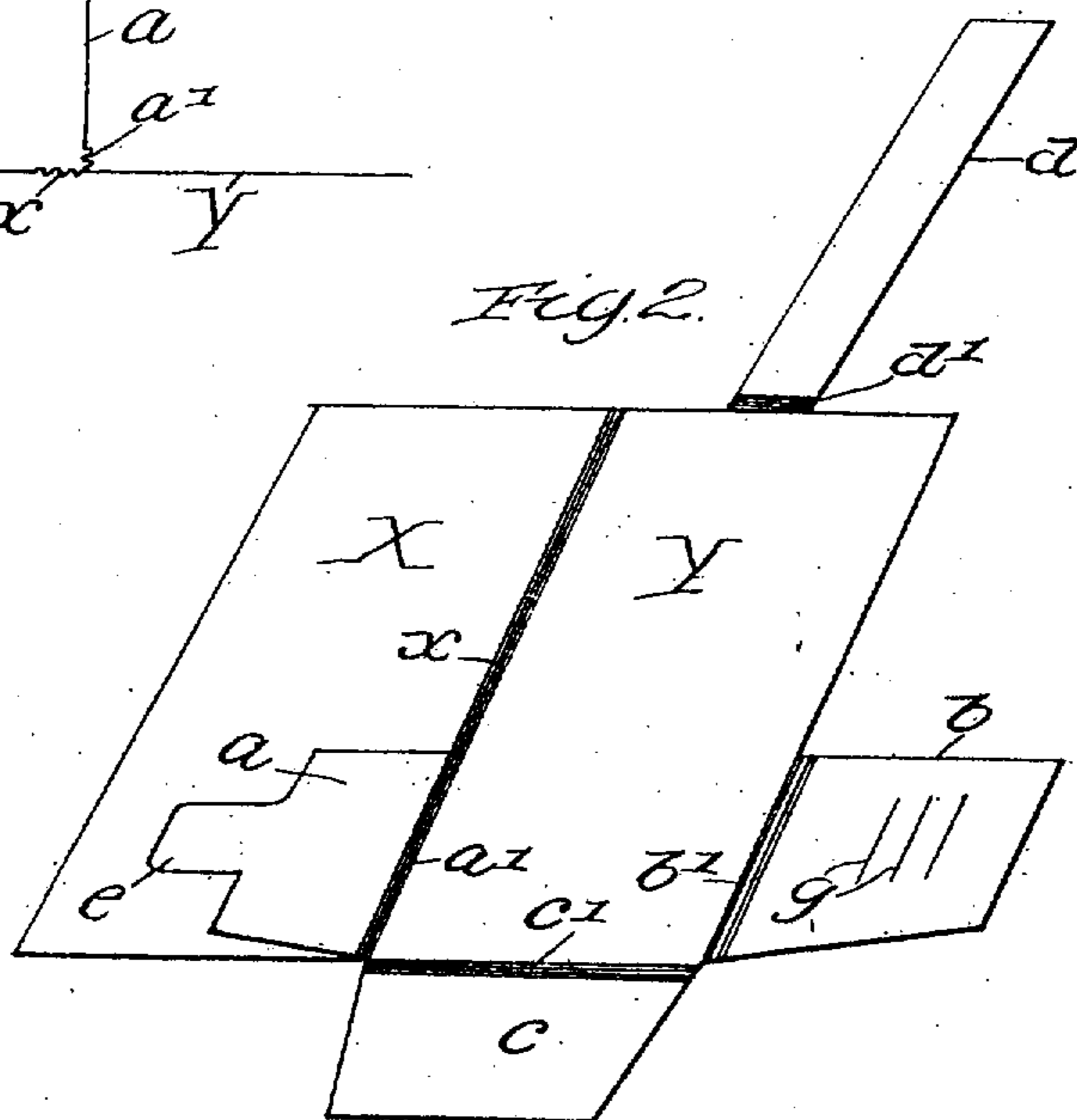


Fig. 2.



Witnesses:-

C. W. Crawford
J. J. Morganthal.

Inventor:-

Hermann Herdegen
by B. Singer:
Attorney.

UNITED STATES PATENT OFFICE

HERMANN HERDEGEN, OF STUTTGART, GERMANY,

PAPER-FILE.

No. 884,019.

Specification of Letters Patent.

Patented April 7, 1908.

Application filed May 16, 1907. Serial No. 373,958.

To all whom it may concern:

Be it known that I, HERMANN HERDEGEN, residing at Stuttgart, Johannesstrasse 60, in the Kingdom of Württemberg, in German Empire, have invented certain new and useful Improvements in Paper-Files, of which the following is a specification.

This invention relates to improvements in filing devices for documents and has to do more particularly with files of this character in which documents are deposited and wherein the closed file is then placed in a filing cabinet.

According to this invention the file is so constructed that the documents therein are not only securely held in place but are partially exposed in such a manner as to afford ready and convenient inspection without necessitating removal of the documents from the file.

To this end the invention consists in the provision of a file provided with a receiver or pocket so disposed as to receive and hold the documents at one portion thereof and maintain the remaining portions exposed. Preferably the file is in the form of a portfolio or folder scored to form two folding portions on the inner face of one of which is provided a pocket or receiver preferably at the lower end of the said portion, said pocket being reduced in depth with respect to the length or height of the portion to which it is secured.

The invention will be more fully described in connection with the accompanying drawing and will be more particularly pointed out and ascertained in and by the appended claims.

In the drawing Figure 1 is a plan view of a file embodying the main features of my invention. Fig. 2 is a perspective view thereof. Fig. 3 is a sectional view on line 3—3 of Fig. 1.

Like ordinals indicate similar parts in the different figures of the drawing.

As shown a file according to my invention is illustrated in the form of a body portion or folder having folding portions X and Y. Said folder is desirably scored at *x* to form a line of fold and in order to accommodate bulky or thick documents the score is formed by a plurality of corrugations which enable the user to close the folder in a manner to bring the margins of the same flush, although it will be understood that the provision of corrugations is not an essential feature of the invention.

One of the folding portions, preferably Y, is provided on its inside face with a pocket, holder or receiver indicated as a whole by Z and adapted to receive and hold the contents or documents of the file by engagement with a relatively limited portion thereof in such a manner as to expose the remaining portion. To this end I desirably locate the pocket Z at the lower end of the portion Y and said pocket is relatively reduced in length with respect to the portion Y. As shown said pocket Z is formed by a plurality of flaps conveniently secured to or if desired formed integral with the folding portion Y. As shown lateral flaps *a* and *b* and a bottom flap *c* are provided and the former are adapted to be folded upon the latter as shown in Fig. 1 so as to form a pocket the bottom wall of which is formed by the wall *c* and the side walls of which are formed respectively by the portion Y and the lateral flaps *a* and *b*. The flap *a* is conveniently provided with a tongue *e* and the flap *b* with a plurality of slits *g* to receive the tongue as shown in Fig. 1. By providing a plurality of slits the tongue can be inserted in the outer or inner slit according to the bulk of the contents of the pocket. In order to further accommodate for thick or bulky documents which may be inserted in the pocket the flaps *a*, *b* and *c* are conveniently corrugated at *a'*, *b'* and *c'* respectively, the corrugations being disposed at points adjacent the juncture of said flaps with the portion Y. It will be obvious that by corrugating the flap *a* and the folder as shown in Fig. 3 the former will be readily folded over a bulky document without unnecessarily shortening its length and the folder itself will likewise overlap the flap and lie flat upon the same and the contents of the file.

It will be seen from the foregoing and by reference to Fig. 1 that when papers are inserted into the pocket Z the upper ends remain entirely exposed and can readily be separated for purposes of inspection, the lower wall formed by the flap *c* preventing the documents and papers from being accidentally displaced downwardly through the pocket. After the documents have been inserted in the pocket it is desirable to provide means for engaging the same at their upper ends to prevent displacement should the file be accidentally or otherwise inverted from the position shown in Fig. 1. To this end means are provided which as shown

takes the form of a retainer flap d which is conveniently secured or may be formed integral with the portion Y at the upper margin thereof. Said flap d as shown is made of sufficient length to be folded downwardly over the contents of the file and inserted some distance into the pocket Z as clearly shown in Fig. 1. When it is desired to inspect the contents of the file the flap d is withdrawn from the pocket as shown in Fig. 2 thereby rendering the papers accessible and if it is desired to indicate the position from which certain papers may have been withdrawn the flap d may be used as a marker by inserting it between the papers to indicate the place from which other papers have been withdrawn. As shown said flap d is corrugated at d' at the point of juncture with the portion Y in the same manner in which the former flaps are corrugated.

It will be seen from the foregoing that it will not be necessary to open the pocket Z as shown in Fig. 2 except when the file is being made up or when an entire rearrangement of the contents is made and therefore I do not wish to be limited to the exact construction of pocket herein shown.

It will be seen that by the provision of a folder the contents of the file are easily accessible and furthermore when the folder is closed the contents of the file are protected and will be prevented from becoming soiled.

I claim:

1. A paper file of the type described comprising a body portion provided with a pocket or holder reduced in depth with respect to said body portion and adapted to receive and hold one portion or end of the contents of the file, the remaining portion or end being exposed, said body portion being provided with a retainer flap for retaining the exposed end of said contents and engaging the pocket.

2. A paper file of the type described com-

prising a body portion provided with a pocket formed of a plurality of flaps and reduced in depth with respect to said body portion and adapted to receive or hold one portion or end of the contents of the file, the remaining portion or end being exposed, and a retainer flap for retaining the exposed end of the contents.

3. A paper file of the type described comprising a cover scored to form folding portions, one of said folding portions being provided on its inner face with a plurality of flaps adapted to form a pocket, said flaps being reduced with respect to the length of said folding portion and adapted to receive one end of the contents of the file, the remaining end of the contents being exposed.

4. A paper file of the type described comprising a cover scored to form folding portions, one of said folding portions being provided on its inner face with a plurality of flaps adapted to form a pocket, said flaps being reduced with respect to the length of said folding portion and adapted to receive one end of the contents of the file, said file being provided with a retaining flap engaging the exposed end of the contents and engaging said pocket.

5. A paper file of the type described comprising a cover scored to form two folding portions, one of said portions being provided on its inner face with a pocket reduced in depth with respect to the length of said portion, said pocket comprising lateral flaps and a bottom flap, said lateral flaps being provided with means whereby all of said flaps may be removably held in position to form said pocket.

In witness whereof I have hereunto set my hand in presence of two witnesses.

HERMANN HERDEGEN.

Witnesses:

ERNEST ENTENMANN,
HENRY H. MORGAN.